



ClearVue^{PV}

ASX Announcement

ASX Release | ClearVue Technologies Limited (ASX: CPV)

Quarterly Operational Update & Appendix 4C

Highlights

- ClearVue provided an update on the Warwick Grove Shopping Centre Trial
- ClearVue appointed European Communications Adviser
- ClearVue showed at largest US Architectural Expo
- ClearVue signed an Agreement with Arup to develop its Smart Façade Concept
- ClearVue signed an agreement with BeyondPV of Taiwan to secure its supply chain

31 July 2019: Smart building material company ClearVue Technologies Limited (ASX:CPV) (**ClearVue** or the **Company**) is pleased to provide its quarterly cash flow and activities summary for the period ending 30 June 2019.

Operational Update

ClearVue has entered new markets with the listing of the Company on the Frankfurt Stock Exchange as part of a larger strategy to increase its profile in the European region.

ClearVue provided an update on the Warwick Grove Shopping Centre Trial

On 10 May 2019, the Company updated the market on works completed on the Warwick Grove Shopping Centre demonstrator site.

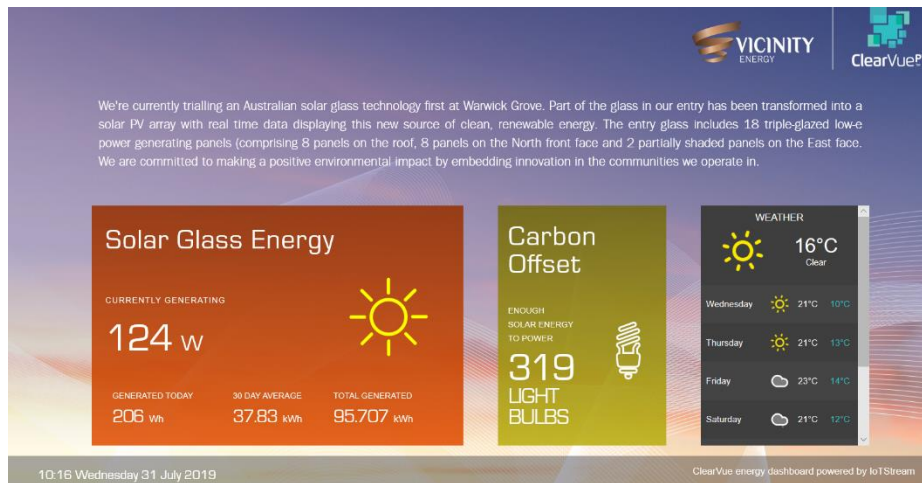
Since announcing completion of the works, the demonstration site has generated the power expected for the Autumn and Winter months, with the site otherwise operating without interruption since completion of such works. The Company looks forward to keeping the market updated on the trial, especially as we move into the warmer months in the latter half of the year.

ClearVue Technologies Limited

PO Box 902
West Perth WA 6872

Contact

P +61 8 9482 0500
info@clearvuepv.com
www.clearvuepv.com



Indicative screenshot of the dashboard screen inside the Warwick Grove Shopping Centre entrance.

ClearVue appointed European Communications Adviser

Following the Company's dual listing on the Frankfurt Stock Exchange, ClearVue appointed Deutsche Gesellschaft für Wertpapieranalyse GmbH (**DGWA**) as its investor relations advisor in Europe.

US Visit - ClearVue showed at largest US Architectural Expo

A large focus for ClearVue this quarter has been a focus on taking further steps towards market entry in the United States of America.

To this end, during the period 6-8 June 2019 ClearVue exhibited its technology and products for the North American market at the Architecture Expo component of the American Institute of Architects' *A'19 AIA Conference on Architecture 2019* in Las Vegas, Nevada USA at the Las Vegas Convention Centre. ClearVue's exhibit was displayed in the 'Sustainable Pavilion'.

The A'19 Conference and Expo attracted one of the largest annual gatherings of architects and design professionals in the United States of America. The Expo component was focused on introducing US and international architects and designers to the latest products and technologies in construction.



Image – Las Vegas Convention Centre

The show has been a great success for ClearVue with many new opportunities now being explored within the US.

In addition to the Conference and Expo itself, ClearVue used the US visit to meet several parties interested in working with or collaborating with ClearVue in different capacities who flew into Las Vegas for meetings with the company.


The Company also took the opportunity to meet with the testing team at UL (www.ul.com) for an update on certification testing completed and to agree testing protocols for the ClearVue product. The Company looks forward to keeping the market updated on the certification testing as it progresses.

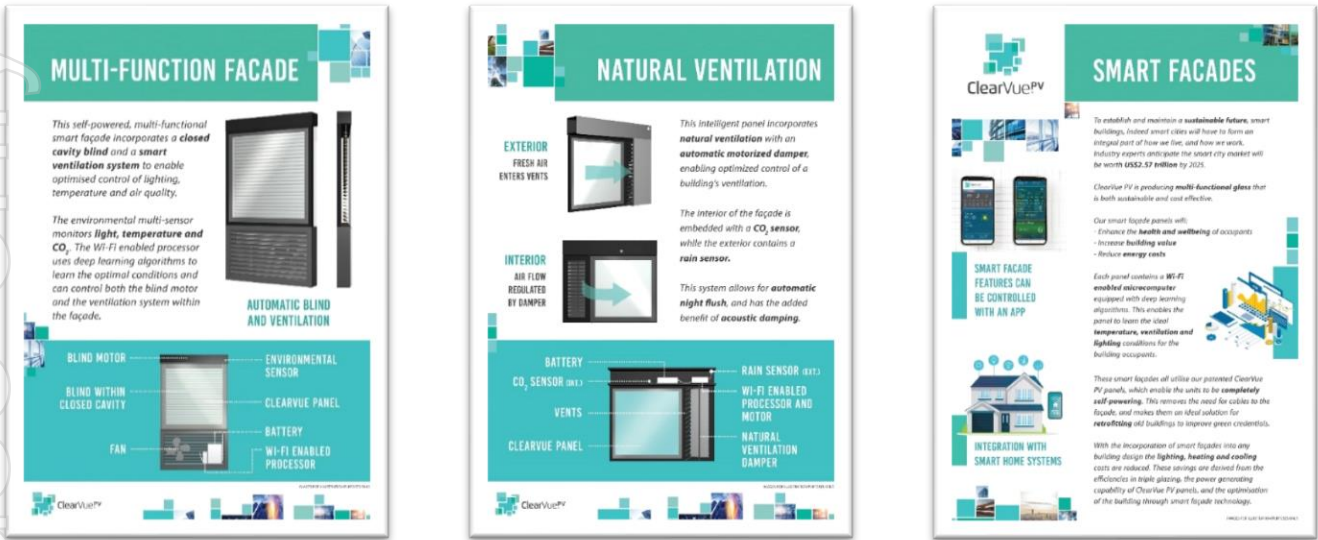
ClearVue signed an Agreement with Arup to develop its Smart Façade Concept

On 11 July 2019 the Company announced that it has signed a Consultancy Agreement with the world-leading firm of planners, designers, consultants and engineers including façade engineers, Arup Australia Pty Ltd (**Arup**). The consultancy extends the range of work ClearVue is doing with Arup beyond the power and performance modelling work previously announced.

Arup’s façade engineering team led by Haico Schepers (in conjunction with engineering staff and students from the University of Sydney engaged through Arup) will work with ClearVue on the development of 4 design typologies of ClearVue’s Smart Façade concepts in an approximately 5-month program.

The intended outcome from the project will be 4 prototyped design concepts that can be supplied to selected manufacturers for prototyping and integration into mass production and assembly. Under the Consultancy Agreement all intellectual property in the new façade design typologies for ClearVue’s solar PV IGU will be owned by ClearVue.





Indicative ClearVue Smart Façade design concepts.

ClearVue signed an agreement with BeyondPV of Taiwan to secure its supply chain

On 15 July 2019 the Company announced that it has signed an MOU with BeyondPV Company, Ltd of Taiwan (R.O.C) (**BeyondPV**).

BeyondPV is a leading developer and designer of photovoltaic technologies including monocrystalline Si and CIGS solar panels and modules with high conversion efficiency for use in power generation.

Under the terms of the MOU and proposed formal OEM Supply Agreement BeyondPV will design, manufacture and supply to ClearVue and to ClearVue’s licensed manufacturers solar PV strip modules for use in ClearVue’s solar PV IGU’s, windows and smart façades.



BeyondPV factory in Tainan, Taiwan (R.O.C.)

Corporate & Financial

As at 30 June 2019, the Company had a cash balance of approximately AUD\$1.4 million. The Company is anticipating it will receive an R&D tax refund in the second half of this year. Please refer to the quarterly cashflow report (Appendix 4C attached) for further information.

Chairman's Comments

Commenting on the June quarter, Executive Chairman Mr Victor Rosenberg said:

"The June quarter for ClearVue has seen the company focus on preparing for and attending the Las Vegas trade show and US trip, additionally we have taken a number of steps towards increasing market awareness in Europe following our listing on the Frankfurt Exchange including preparing for an awareness roadshow organized with the assistance of our European investor relations firm DGWA. We look forward to advising on the progress of this trip in due course. The balance of our time has been spent working on building out and increasing the strength of our supply chain. We look forward to being able to announce the progress we are making in this regard in coming months."

About ClearVue Technologies Limited

ClearVue Technologies Limited (ASX: CPV) is an Australian technology company that operates in the Building Integrated Photovoltaic (BPIV) sector which involves the integration of solar technology into building surfaces, specifically glass and building façades, to provide renewable energy. ClearVue has developed advanced glass technology that aims to preserve glass transparency to maintain building aesthetics whilst generating electricity.

Solar PV cells are incorporated around the edges of an Insulated Glass Unit (IGU) used in windows and the lamination interlayer between the glass in the IGU incorporates ClearVue's patented proprietary nano and micro particles, as well as its spectrally selective coating on the rear external surface of the IGU.

ClearVue's window technology has application for use in the building, construction and agriculture (amongst other areas).

ClearVue has worked closely with leading experts from the Electron Science Research Institute, Edith Cowan University (ECU) in Perth, Western Australia to develop the technology.

To learn more please visit: www.clearvuepv.com

Forward Looking Statements

Statements contained in this release, particularly those regarding possible or assumed future performance, revenue, costs, dividends, production levels or rates, prices or potential growth of ClearVue Limited, are, or may be, forward looking statements. Such statements relate to future events and expectations and, as such, involve known and unknown risks and uncertainties. Actual results and

developments may differ materially from those expressed or implied by these forward-looking statements depending on a variety of factors.

Further Information

For further information, please contact:

ClearVue Technologies Limited

Victor Rosenberg

Executive Chairman

ClearVue Technologies Limited

victor@clearvuepv.com

M: +61 8 9 482 0500

Media Enquires

David Tasker

Director

Chapter One Advisors

dtasker@chapteroneadvisors.com.au

M: +61 433 112 936

Appendix 4C

Quarterly report for entities subject to Listing Rule 4.7B

Introduced 31/03/00 Amended 30/09/01, 24/10/05, 17/12/10, 01/09/16

Name of entity

ClearVue Technologies Limited

ABN

45 071 397 487

Quarter ended ("current quarter")

30 June 2019

Consolidated statement of cash flows	Current quarter \$A'000	Year to date (12 months) \$A'000
1. Cash flows from operating activities		
1.1 Receipts from customers	-	-
1.2 Payments for		
research and development	(198)	(715)
staff costs	(201)	(651)
product manufacturing and operating costs	(155)	(884)
advertising, marketing and travel	(164)	(607)
intellectual property costs	(37)	(289)
administration, legal and corporate costs	(327)	(816)
1.3 Dividends received (see note 3)	-	-
1.4 Interest received	1	20
1.5 Interest and other costs of finance paid	-	-
1.6 Income taxes paid	-	-
1.7 Grants and tax incentives	185	548
1.8 Other – Research & Development Tax Offset	-	493
1.9 Net cash from / (used in) operating activities	(896)	(2,911)

2. Cash flows from investing activities		
2.1 Payments to acquire:		
(a) property, plant and equipment	-	(47)
(b) businesses (see item 10)	-	-
(c) investments	-	-

For personal use only

Consolidated statement of cash flows	Current quarter \$A'000	Year to date (12 months) \$A'000
(d) intellectual property	-	-
(e) other non-current assets	-	-
2.2 Proceeds from disposal of:		
(a) property, plant and equipment	-	-
(b) businesses (see item 10)	-	-
(c) investments	-	-
(d) intellectual property	-	-
(e) other non-current assets	-	-
2.3 Cash flows from loans to other entities	-	-
2.4 Dividends received (see note 3)	-	-
2.5 Other (provide details if material)	-	-
2.6 Net cash from / (used in) investing activities	-	(47)

3. Cash flows from financing activities		
3.1 Proceeds from issues of shares	-	-
3.2 Proceeds from issue of convertible notes	-	-
3.3 Proceeds from exercise of share options	-	590
3.4 Transaction costs related to issues of shares, convertible notes or options	-	(6)
3.5 Proceeds from borrowings	-	-
3.6 Repayment of borrowings	-	-
3.7 Transaction costs related to loans and borrowings	-	-
3.8 Dividends paid	-	-
3.9 Other (provide details if material)	-	-
3.10 Net cash from / (used in) financing activities	-	584

4. Net increase / (decrease) in cash and cash equivalents for the period		
4.1 Cash and cash equivalents at beginning of quarter/year to date	2,328	3,818
4.2 Net cash from / (used in) operating activities (item 1.9 above)	(896)	(2,911)
4.3 Net cash from / (used in) investing activities (item 2.6 above)	-	(47)
4.4 Net cash from / (used in) financing activities (item 3.10 above)	-	584

For personal use only

Consolidated statement of cash flows		Current quarter \$A'000	Year to date (12 months) \$A'000
4.5	Effect of movement in exchange rates on cash held	-	(12)
4.6	Cash and cash equivalents at end of quarter	1,432	1,432

5.	Reconciliation of cash and cash equivalents at the end of the quarter (as shown in the consolidated statement of cash flows) to the related items in the accounts	Current quarter \$A'000	Previous quarter \$A'000
5.1	Bank balances	1,377	2,273
5.2	Term deposits	55	55
5.3	Bank overdrafts	-	-
5.4	Other – Petty Cash	-	-
5.5	Cash and cash equivalents at end of quarter (should equal item 4.6 above)	1,432	2,328

6. Payments to directors of the entity and their associates

- 6.1 Aggregate amount of payments to these parties included in item 1.2
- 6.2 Aggregate amount of cash flow from loans to these parties included in item 2.3
- 6.3 Include below any explanation necessary to understand the transactions included in items 6.1 and 6.2

**Current quarter
\$A'000**

84

-

Payments comprised:-

- Corporate advisory fees paid to ICW Capital Pty Ltd, a related entity of director, Mr Ivan Wu
- Fees paid to Ventnor Capital Pty Ltd, a related entity of director, Mr Stuart Carmichael, for company secretarial services
- Executive director salaries
- Non-executive director fees

All payments to associates of directors were on arms-length terms.

7. Payments to related entities of the entity and their associates

- 7.1 Aggregate amount of payments to these parties included in item 1.2
- 7.2 Aggregate amount of cash flow from loans to these parties included in item 2.3
- 7.3 Include below any explanation necessary to understand the transactions included in items 7.1 and 7.2

**Current quarter
\$A'000**

-

-

8. Financing facilities available <i>Add notes as necessary for an understanding of the position</i>	Total facility amount at quarter end \$A'000	Amount drawn at quarter end \$A'000
8.1 Loan facilities	-	-
8.2 Credit standby arrangements	-	-
8.3 Other (please specify)	-	-
8.4 Include below a description of each facility above, including the lender, interest rate and whether it is secured or unsecured. If any additional facilities have been entered into or are proposed to be entered into after quarter end, include details of those facilities as well.		

N/A

9. Estimated cash outflows for next quarter	\$A'000
9.1 Research & development and certification costs	143
9.2 Product manufacturing and operating costs	124
9.3 Staff costs	183
9.4 Advertising, marketing and travel	154
9.4 Intellectual property costs	73
9.5 Administration, legal and corporate costs	303
9.6 Total estimated cash outflows	980

10. Acquisitions and disposals of business entities (items 2.1(b) and 2.2(b) above)	Acquisitions	Disposals
10.1 Name of entity	-	-
10.2 Place of incorporation or registration	-	-
10.3 Consideration for acquisition or disposal	-	-
10.4 Total net assets	-	-
10.5 Nature of business	-	-

Compliance statement

- This statement has been prepared in accordance with accounting standards and policies which comply with Listing Rule 19.11A.
- This statement gives a true and fair view of the matters disclosed.

Sign here: 
.....
(Company secretary)

Date: 31 July 2019

Print name: Deborah Ho

For personal use only

Notes

1. The quarterly report provides a basis for informing the market how the entity's activities have been financed for the past quarter and the effect on its cash position. An entity that wishes to disclose additional information is encouraged to do so, in a note or notes included in or attached to this report.
2. If this quarterly report has been prepared in accordance with Australian Accounting Standards, the definitions in, and provisions of, *AASB 107: Statement of Cash Flows* apply to this report. If this quarterly report has been prepared in accordance with other accounting standards agreed by ASX pursuant to Listing Rule 19.11A, the corresponding equivalent standard applies to this report.
3. Dividends received may be classified either as cash flows from operating activities or cash flows from investing activities, depending on the accounting policy of the entity.

For personal use only