



# Quarterly Report

for the quarter ended  
30 September 2020

## Anglo Australian Resources NL

ASX Code: **AAR**  
ACN: 009 159 077

Suite 2,  
6 Lyall Street  
South Perth WA 6151

Tel: 08 9382 8822  
Email: [info@anglo.com.au](mailto:info@anglo.com.au)  
[www.anglo.com.au](http://www.anglo.com.au)

### Capital Structure (at 30/09/2020)

#### Fully Paid Ordinary Shares

532,634,902 Ordinary shares

#### Options

29,800,000	(\$0.02, exp. 30/11/20)
10,100,000	(\$0.025, exp 30/11/20)
2,500,000	(\$0.04, exp 30/11/20)
8,950,000	(\$0.08, exp 30/11/20)
3,000,000	(\$0.135, exp 27/11/22)*
1,250,000	(\$0.133, exp 31/12/21)
1,250,000	(\$0.15, exp 31/12/22)

\* - subject to various vesting terms

#### Performance Rights \*\*

3,661,560	Incentive 2020A
10,680,149	Incentive 2020B
2,382,216	LTI 2020C

\*\* - subject to various performance and vesting criteria

### Board Members

**Leigh Warnick**  
Non-Executive Chairman

**Marc Ducler**  
Managing Director

**John Jones AM**  
Non-Executive Director

**Peter Stern**  
Non-Executive Director

**David Varcoe**  
Non-Executive Director

## Summary & Highlights

### EXPLORATION

#### Mandilla Gold Project, Kalgoorlie, WA (100%)

- 6,564 metres of drilling completed during the Quarter, comprising:
  - 3,484m of Reverse Circulation (RC) drilling completed as part of the current program (Campaign 7), which commenced in September 2020 and includes a total of 70 holes for 10,600m; and
  - 3,080m of diamond drilling completed as part of Campaign 6, which concluded during August 2020 and included a total of 13 holes for 3,931m.

#### Best results from Campaign 6 included:

- 76.5m @ 1.21g/t Au** from 296m in MDRCD191
- 13.4m @ 7.02g/t Au** from 180.4m in MDRCD228 plus **1.82m @ 15.71g/t Au** from 222.28m
- 9.35m @ 1.04g/t Au** from 201.4m in MDRCD217 plus **11.1m @ 1.83g/t Au** from 261.7m
- 20.7m @ 1.38g/t Au** from 196.2m in MDRCD229 plus **15.55m @ 1.12g/t Au** from 260.45m
- 81.4m @ 1.63g/t Au** from 179.6m in MDRCD230
- 40.5m @ 1.91g/t Au** from 274.5m plus **10.1m @ 1.39g/t Au** from 130.6m plus **13.7m @ 1.00g/t Au** from 250.7m in MDRCD231
- 2.8m @ 6.41g/t Au** from 131.6m plus **5.0m @ 4.23g/t Au** from 264.7m in MDRCD232
- 8.2m @ 1.84g/t Au** from 129.3m in MDRCD234
- 16.9m @ 1.39g/t Au** from 165.8m in MDRCD237 plus **6.4m @ 2.06g/t Au** from 197.5m

- All third-party royalties at Mandilla (excluding WA State Government royalties) eliminated during the Quarter.

- 10,600m RC program commenced during September 2020.

#### Koongie Park Project – Farm Out Agreement

- \$100,000 non-refundable deposit received on 1 July 2020.
- Due diligence completed by AuKing Mining Limited (AuKing) during July 2020.
- Progress made by the parties towards satisfaction of the conditions precedent stipulated in the binding agreement.

### CORPORATE

- Cash of \$12.2 million at 30 September 2020.
- \$11 million placement (64 million shares at \$0.17 per share) completed on 25 September 2020.
- Securities Purchase Plan announced on 18 September 2020, opened on 25 September 2020.



Anglo Australian Resources NL (AAR or the Company) is pleased to present its September 2020 Quarterly Report.

## EXPLORATION

### Mandilla Gold Project - WA

AAR – 100% interest

The Mandilla Gold Project is situated in the northern Widgiemooltha greenstone belt in the western part of the Kalgoorlie geological domain, some 70km south of the significant gold mining centre of Kalgoorlie, Western Australia. The location of the project in relation to Kalgoorlie and other nearby gold projects is shown in Figure 1.

The Project lies on the western margin of a porphyritic granitic intrusion known as the Emu Rocks Granite, locally termed the Mandilla Syenite. The granite intrudes volcanoclastic sedimentary rocks in the project area which form part of the Spargoville Group.

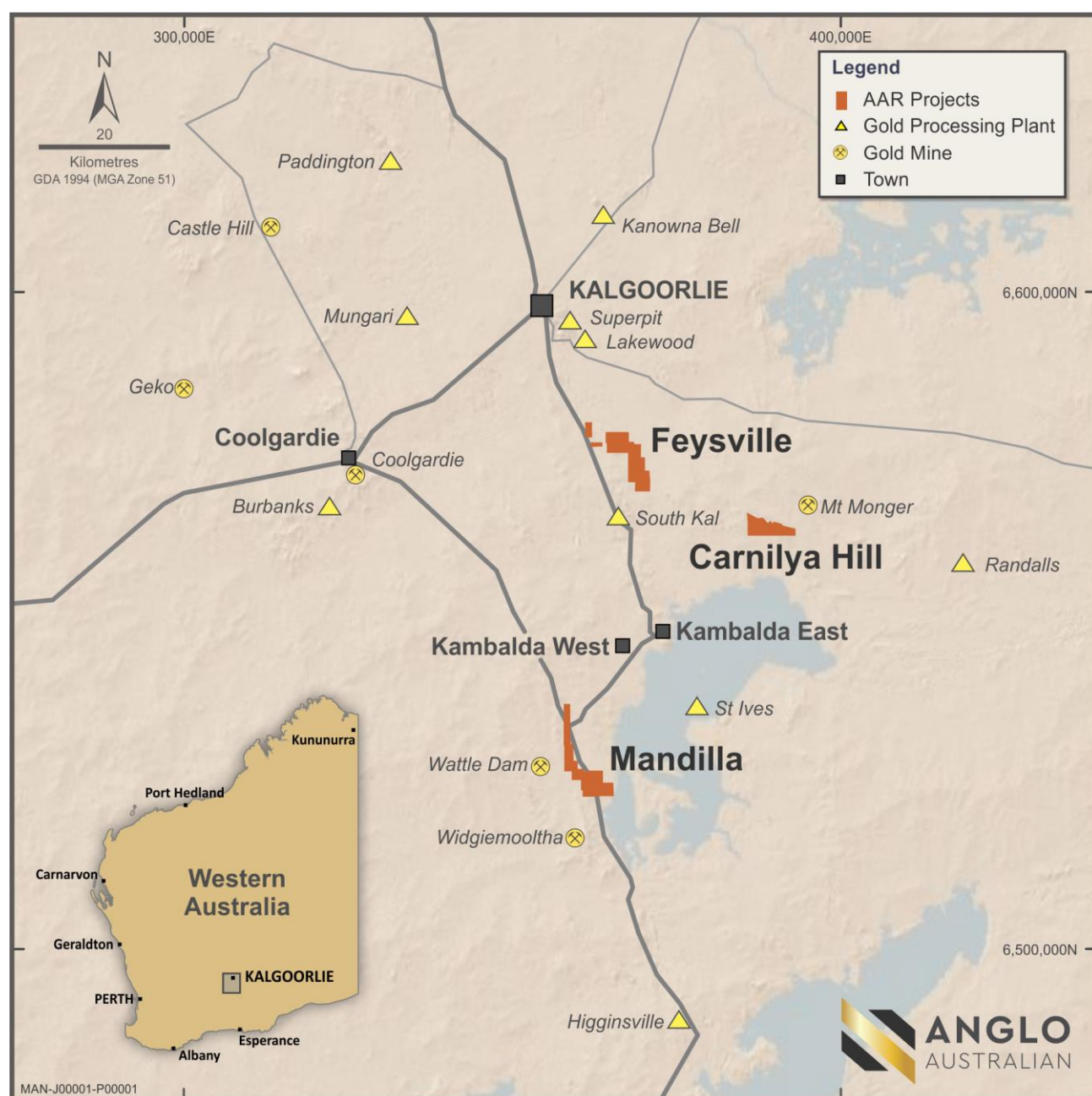


Figure 1 – Mandilla Project, Location Map.



Significant NW to WNW-trending structures along the western flank of the project are interpreted from aeromagnetic data to cut through the Mandilla Syenite and may be important in localising mineralisation at Mandilla East. A second sub-parallel structure appears to host Mandilla South. Both prospects are covered by Mining Leases.

A map of the Mandilla Gold Project, illustrating key locations and geological features, is shown in Figure 2.

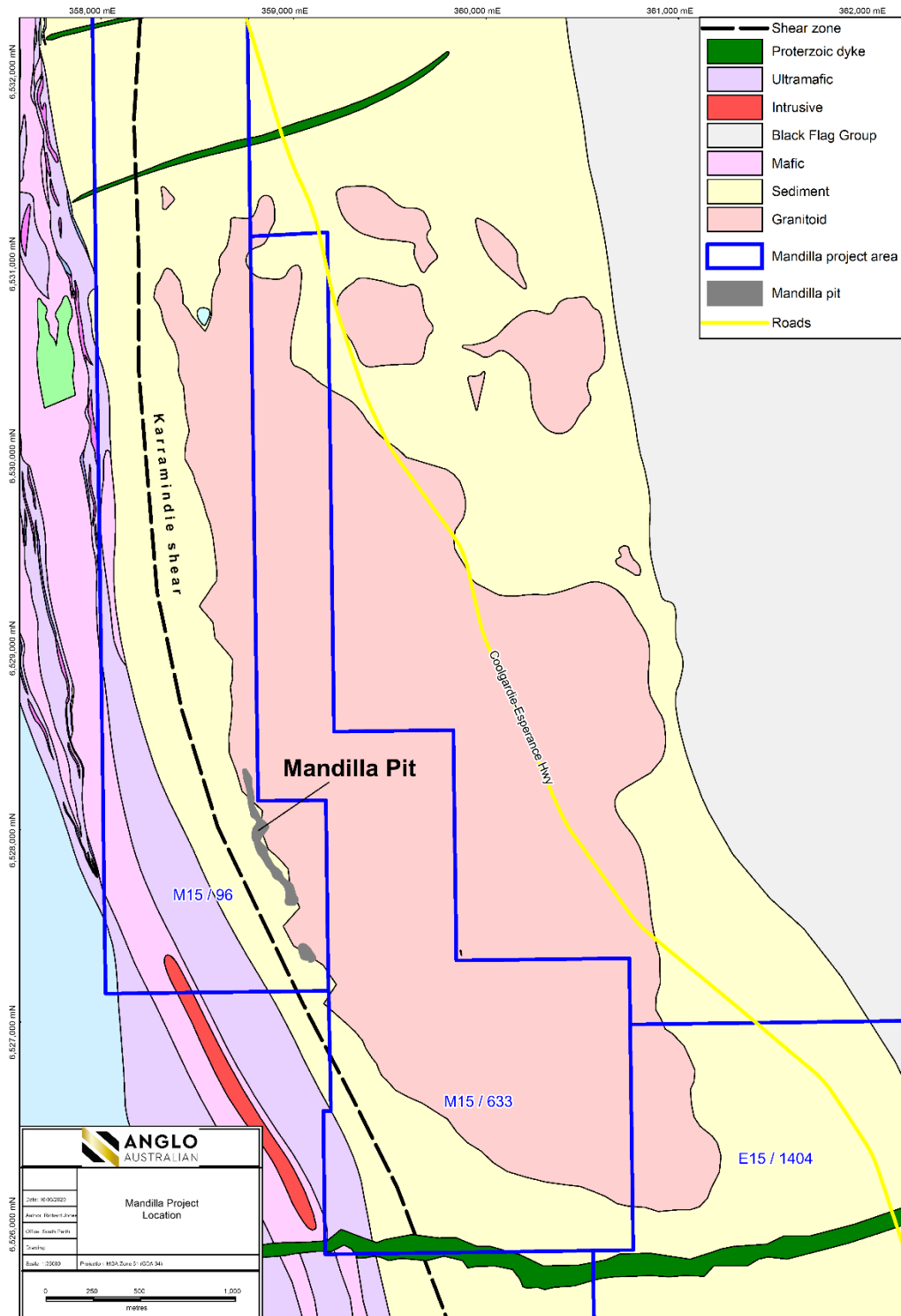


Figure 2 – Mandilla local area geology

### Drill Programs

The recent focus of exploration activity at the Mandilla Gold Project has been targeting fresh rock within the Mandilla Syenite, where a combination of Reverse Circulation (RC) and diamond drilling continues to delineate a large gold system. The Company continued to progress exploration activity at Mandilla during the Quarter.



A series of drilling campaigns have been undertaken comprising a total of 23,692m of RC drilling and 4,956m of diamond drilling. This represents a significant investment in exploration drilling and demonstrates the Company's belief in the geological potential of the Mandilla Gold Project.

During the Quarter, the Company completed drilling Campaign 6 and commenced drilling Campaign 7.

Campaign 6 – Diamond Program

Campaign 6 commenced during June 2020 and included a planned 13-hole diamond drilling program for an aggregate of 3,000m. Campaign 6 was completed in late August 2020, with a total of 13 holes and an aggregate of 3,931m drilled, of which 3,080m were completed during the Quarter.

Diamond drill holes were collared on 40m spaced sections to provide data to assist in the geological interpretation and test down-plunge extensions of the mineralisation at Mandilla East.

A total of 11 diamond holes were drilled on Mandilla East for a total of 3,414m, a single diamond hole was drilled to follow up the Mandilla East southern extension (MDRCD184) for a total of 219m, and a single diamond hole was drilled to test Mandilla South (MDRCD237) for a total of 298m.

The results of Campaign 6 were released to the market on 11 August 2020 and 15 September 2020 and are summarised in this Quarterly Report.





The location of the diamond drill holes reported from Campaign 6 are set out in plan view in Figure 3 below.

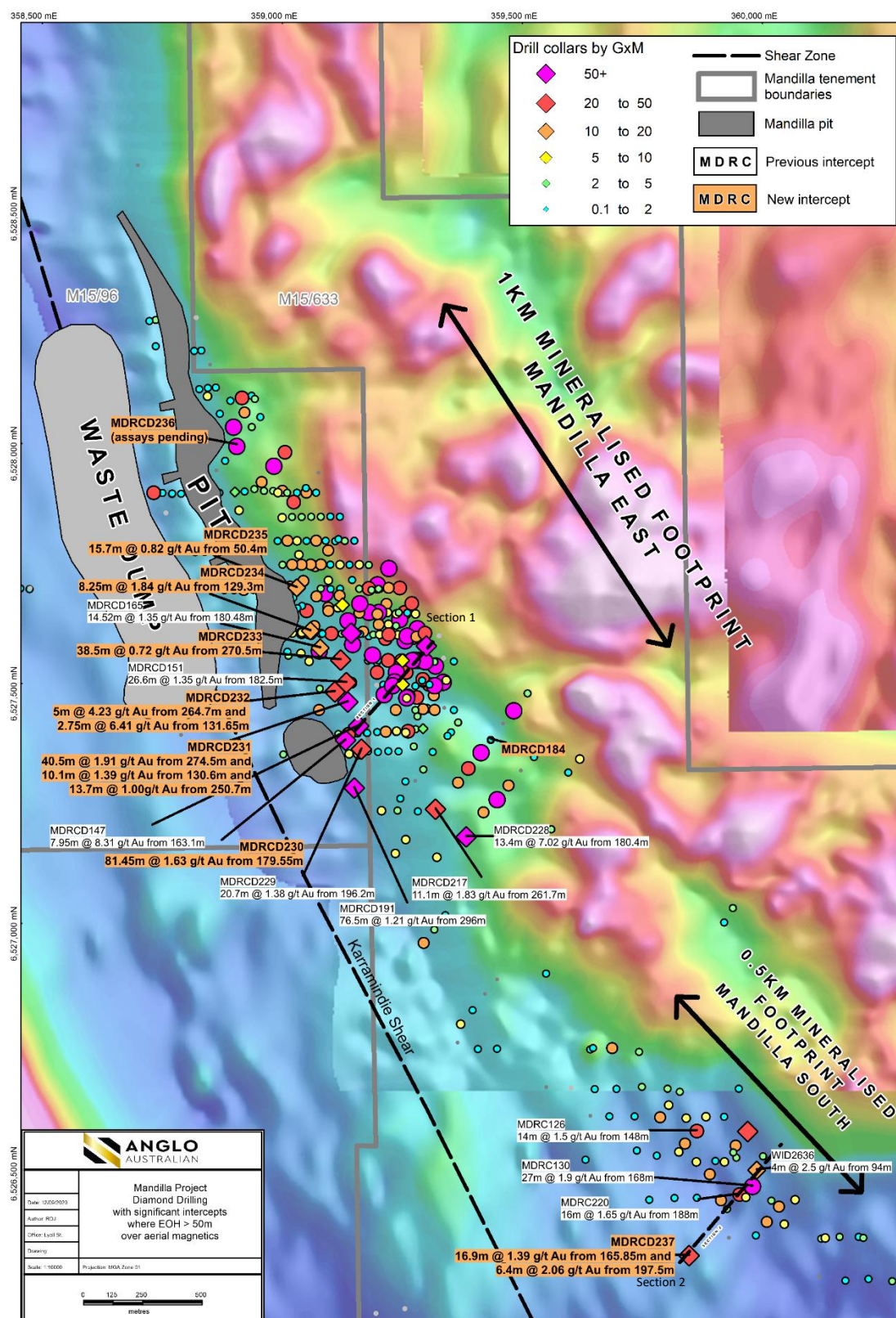


Figure 3 – Drill collar locations on detailed magnetic image of Mandilla Gold Project



## Mandilla East

Two holes, MDRCD217 and MDRCD228, were designed to follow-up previous RC intersections along the Mandilla East southern extension, delivering the following significant intersections:

- MDRCD217 returned 9.35m @ 1.04g/t Au from 201.4m and 11.1m @ 1.83g/t Au from 261.7m.
- MDRCD228, located 80m further to the south, returned 13.4m @ 7.02g/t Au from 180.4m.

Significant mineralisation was intersected in MDRCD191, which returned assays of **76.5m @ 1.21g/t Au** from 296m, **7.35m @ 1.43g/t Au** from 393.7m and **3.8m @ 2.26g/t Au** from 410.9m.

MDRCD229, located 40m to the north, also returned **20.7m @ 1.38g/t Au** from 196.2m, **15.5m @ 1.12g/t Au** from 260.45m, **16.3m @ 0.57g/t Au** from 296.7m and **17.8m @ 0.66g/t Au** from 332.2m.

MDRCD230 is located 40m north along section from MDRCD229 and returned a broad intercept of **81.4m @ 1.63g/t Au** from 179.6m.

A cross-section of Mandilla East incorporating MDRCD230 is set out below in Figure 4.

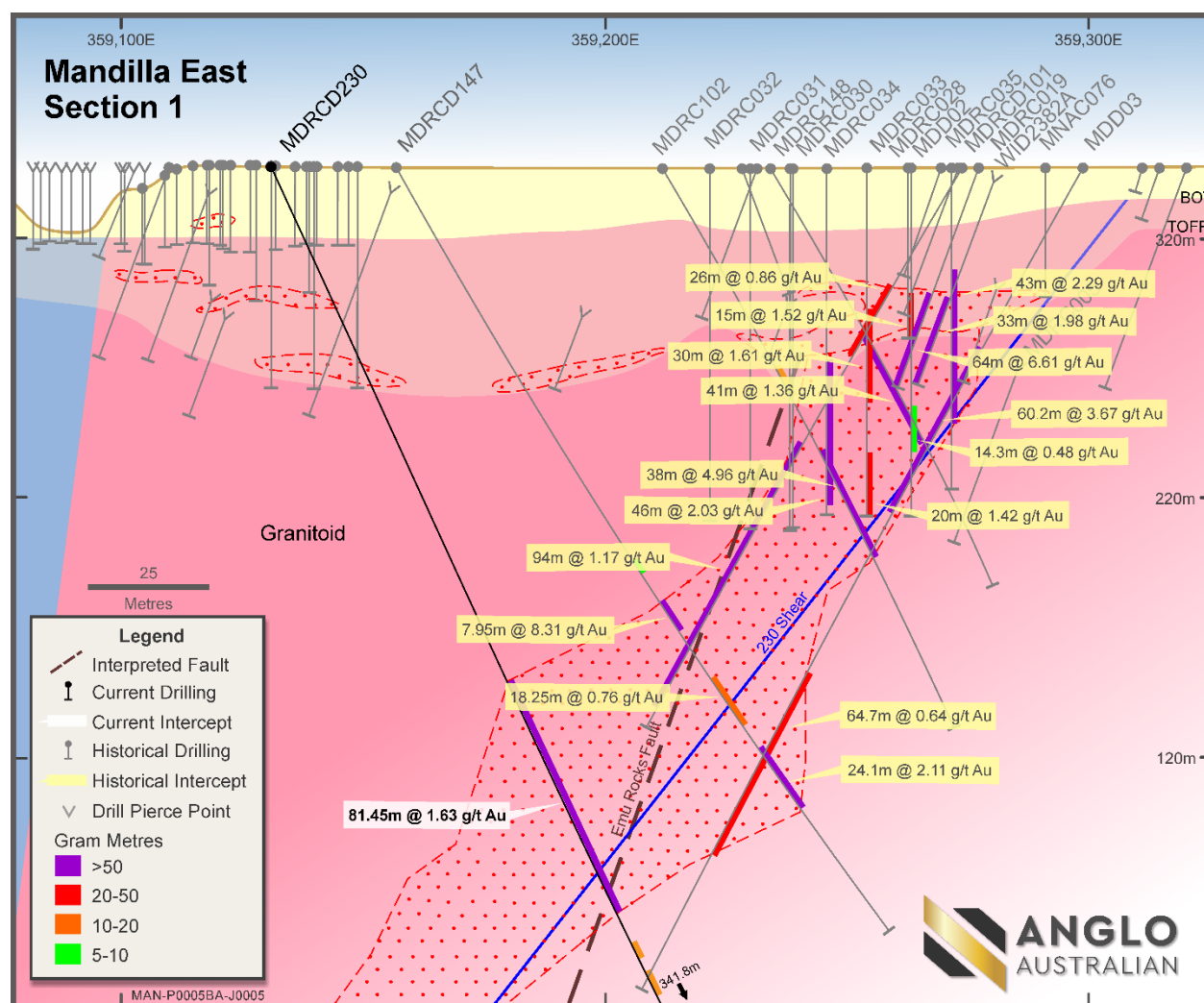


Figure 4 – Mandilla East cross-section 1

This section, which shows the newly-identified Emu Rocks Fault, demonstrates the presence of a continuous wide zone of mineralisation at Mandilla East, extending from a supergene zone close to surface down to a vertical depth of over 250m in the granitic intrusion, and which remains open at depth.

This represents significant potential for a large-scale open pit opportunity at Mandilla East.



MDRCD231, which is a further 40m north along section from MDRCD230, returned a similarly wide intersection of **40.5m @ 1.91g/t Au** from 274.5m. In addition, MDRCD231 also returned intersections that include **10.1m @ 1.39g/t Au** from 130.6m, **13.7m @ 1.00g/t Au** from 250.7m and **9.5m @ 1.12g/t Au** from 153.4m.

MDRCD232, which is immediately north along strike of MDRCD231, returned two narrower zones of high-grade mineralisation – **2.8m @ 6.41g/t Au** from 131.6m and **5.00m @ 4.23g/t Au** from 264.7m.

At Mandilla East, the zone along strike from MDRCD228 to MDRCD233 now represents a 450m zone of thick, strong gold mineralisation at depth below the previously completed RC drilling.

Additionally, logging of the diamond drill core has delineated a number of structures, one of which has been named the Emu Rocks Fault, which can be traced along strike in all six holes.

Diamond drilling intersection highlights at Mandilla East are summarised in Table 1 below.

Table 1 – Mandilla East significant diamond drill intersections

Hole ID	Location	From (m)	To (m)	Length (m)	Grade g/t Au
MDRCD191	Mandilla East	296	372.5	76.5	1.21
		includes 1.0m @ 42.09g/t Au from 321.1.1m			
		393.7	401.05	7.35	1.43
		includes 0.3m @ 13.15g/t Au from 398.9			
		410.9	414.7	3.8	2.26
MDRCD217	Mandilla East	includes 0.4m @ 13.42g/t Au from 410.9m			
		201.4	210.75	9.35	1.04
		includes 0.39m @ 19.98g/t Au from 209.82			
		261.7	272.8	11.1	1.83
MDRCD228	Mandilla East	Includes 0.45m @ 28.89g/t Au from 271.45m			
		180.4	193.8	13.4	7.02
		includes 0.9m @ 87.89g/t Au from 185.3m			
		222.28	224.1	1.82	15.71
MDRCD229	Mandilla East	includes 0.55m @ 51.41g/t Au from 223.55m			
		196.2	216.9	20.7	1.38
		includes 0.35m @ 32.78g/t Au from 206.75m			
		260.45	276	15.55	1.12
		includes 0.3m @ 12.37g/t Au from 260.45m			
		includes 0.85m @ 10.14g/t Au from 275.15m			
MDRCD230	Mandilla East	296.7	313	16.3	0.57
		332.2	350	17.8	0.66
		179.55	261	81.45	1.63
		includes 0.5m @ 65.86g/t Au from 194.4m			
		includes 0.43m @ 12.53g/t Au from 208.8m			
		includes 0.30m @ 24.1g/t Au from 221.85m			
MDRCD231	Mandilla East	includes 0.95m @ 45.5g/t Au from 238.6m			
		includes 0.90m @ 13.81g/t Au from 221.85m			
		130.55	140.65	10.10	1.39
		includes 0.65m @ 15.84g/t Au from 138.35m			
		153.4	162.9	9.50	1.12
		250.7	264.4	13.70	1.00
		Includes 0.70m @ 12.92g/t Au from 151.4m			
		274.5	315	40.50	1.91



		<i>Includes 0.43m @ 102.01g/t Au from 279.35m</i>			
MDRCD232	Mandilla East	<b>131.65</b>	<b>134.4</b>	<b>2.75</b>	<b>6.41</b>
		<b>264.7</b>	<b>269.7</b>	<b>5.00</b>	<b>4.23</b>
MDRCD233	Mandilla East	<b>270.5</b>	<b>309</b>	<b>38.50</b>	<b>0.72</b>
MDRCD234	Mandilla East	<b>129.3</b>	<b>137.55</b>	<b>8.25</b>	<b>1.84</b>
		<i>includes 1.0m @ 14.54g/t Au from 129.3m</i>			
		<i>includes 0.3m @ 18.11g/t Au from 137.25m</i>			
MDRCD235	Mandilla East	<b>50.4</b>	<b>66.1</b>	<b>15.70</b>	<b>0.82</b>

### Mandilla South

At Mandilla South, a mineralised footprint has previously been identified over a strike length of approximately 500 metres following the announcement on 19 June 2020 of drill results from a RC drilling campaign that encompassed 12 holes for an aggregate 2,029m.

Following on from this early success, diamond drill-hole MDRCD237 was planned to test the sediment / granite contact. Hole MDRCD237 – which was the first diamond drill hole drilled at Mandilla South on an azimuth of 040° and was drilled to a total depth of 298m – intersected a 1m wide quartz vein in the sediment zone prior to the contact of the Emu Rocks granite.

Several occurrences of visible gold were noted in the quartz veining within the sediment zone and this zone, including the granite contact, returned an intersection of **13.9m @ 0.91g/t Au** from 144.4m.

A 30m wide zone of alteration was then intersected within the Emu Rocks granite with an average quartz vein density of 1 vein per metre in the alteration zone. The zone assayed at **16.9m @ 1.39g/t Au** from 165.8m and **6.4m @ 2.06g/t Au** from 197.5m.

This is the first occasion at Mandilla where primary mineralisation has been identified at the sediment/granite contact.

Image 1, Image 2 and Image 3 below show the quartz vein intersections in the sediment prior to the Emu Rocks Granite contact, with visible gold identified with red arrows.





Image 1 – MDRCD237 at 144.7m



Image 2 – MDRCD228 at 147.7m



Image 3 – MDRCD237\_Tray 26

A cross-section at Mandilla South at the location of MDRCD237 is set out in Figure 5.

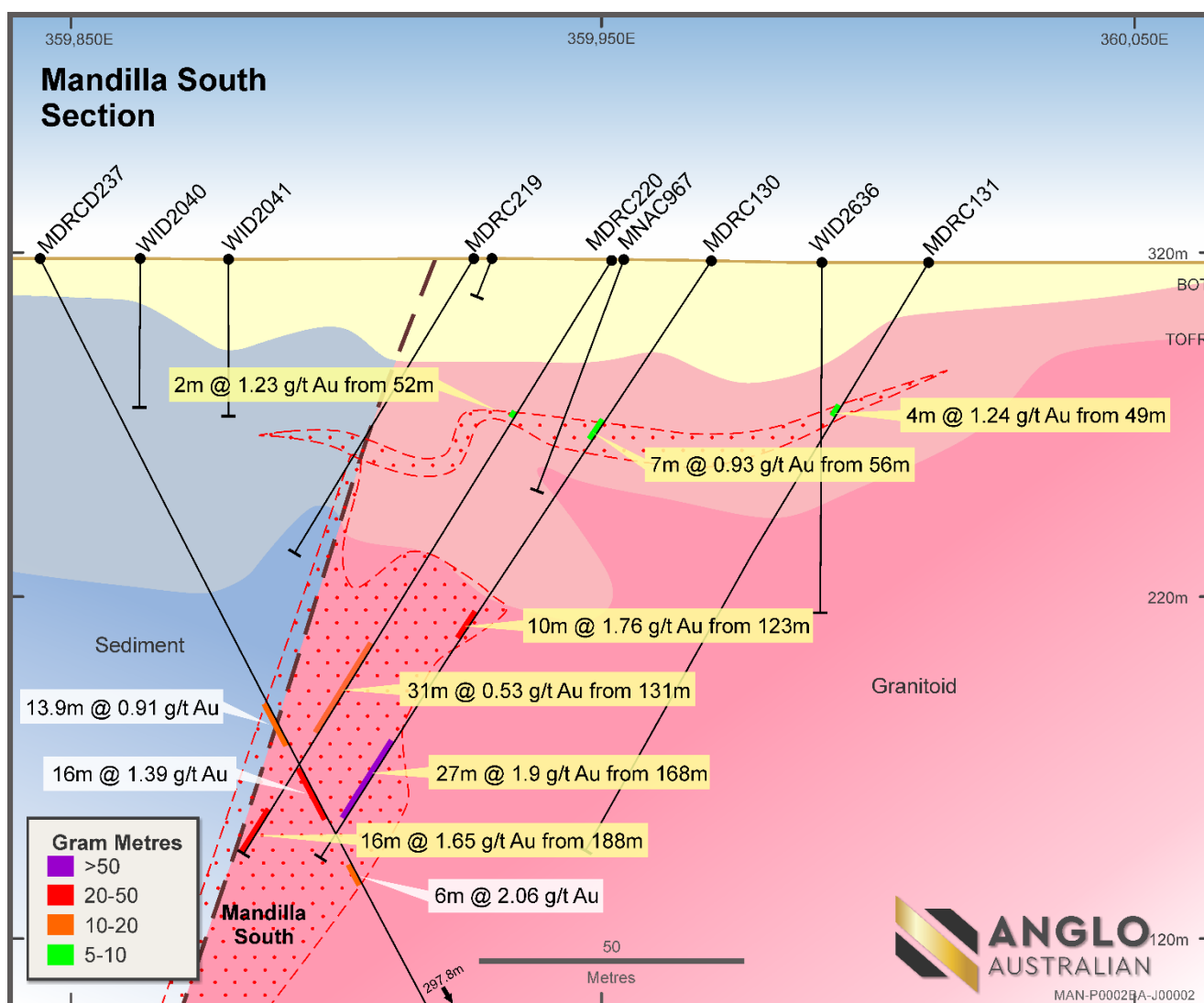


Figure 5 – Mandilla South cross-section (refer Figure 3 for section location)

Mandilla South remains open along strike and at depth. It is a compelling exploration target with the potential to match the scale of Mandilla East.

Diamond drilling intersection highlights from MDRCD237 are summarised in Table 2 below.

Table 2 – Mandilla South - significant diamond intersections

Hole ID	Location	From (m)	To (m)	Length (m)	Grade g/t Au
MDRCD237	Mandilla South	144.4	158.3	13.90	0.91
		165.85	182.75	16.90	1.39
		includes 0.5m @ 26.64g/t Au from 170.5m			
		197.5	203.9	6.40	2.06

## Royalties

On 31 August 2020, the Company announced that it had reached agreement with the respective owners to eliminate all third-party royalties<sup>1</sup> held over the Mandilla Gold Project.

One of the tenements which comprises the Mandilla Gold Project, M15/633, has historically been subject to two third-party royalties. These third-party royalties are legacy royalties that provided for the following:

- Royalty # 1: \$1 per tonne of gold ore mined and treated; and

<sup>1</sup> With the exception of the Western Australian Government gold royalty of 2.5% NSR.





- **Royalty # 2:** Comprising:
  - 4% NSR (net smelter royalty) on gold production in excess of 100,000oz; and
  - A price participation royalty of 10% of every dollar the gold price exceeds A\$600 for every ounce produced.

The consideration provided to eliminate each of the third-party royalties is as follows:

- **Royalty # 1:** Issue of 1,142,588 ordinary AAR shares at a deemed issue price of \$0.175 per share (nominal value of AUD\$200,000) (issued on 6 August 2020); and
- **Royalty # 2:** Payment of cash consideration of US\$400,000.

## Current and Forward Plan

### Campaign 7 – RC Program

Campaign 7, involving a 70-hole, 10,600m RC program, commenced on 4 September 2020 designed to in-fill the Mandilla East mineralisation to a 40m x 40m drill density over the majority of the currently delineated strike extent and to further test the south-eastern, southern and northern mineralised footprint.

At 30 September 2020, a total of 3,484m of drilling had been completed.

A 40m x 40m in-fill RC program (16,000m) is planned to commence in the December Quarter at Mandilla South.

The RC drill rig currently on-site at Mandilla is shown below in Image 4.



*Image 4 – RC drill rig at Mandilla East*

A map illustrating the proposed location of drill holes for Campaign 7 is set out Figure 6.



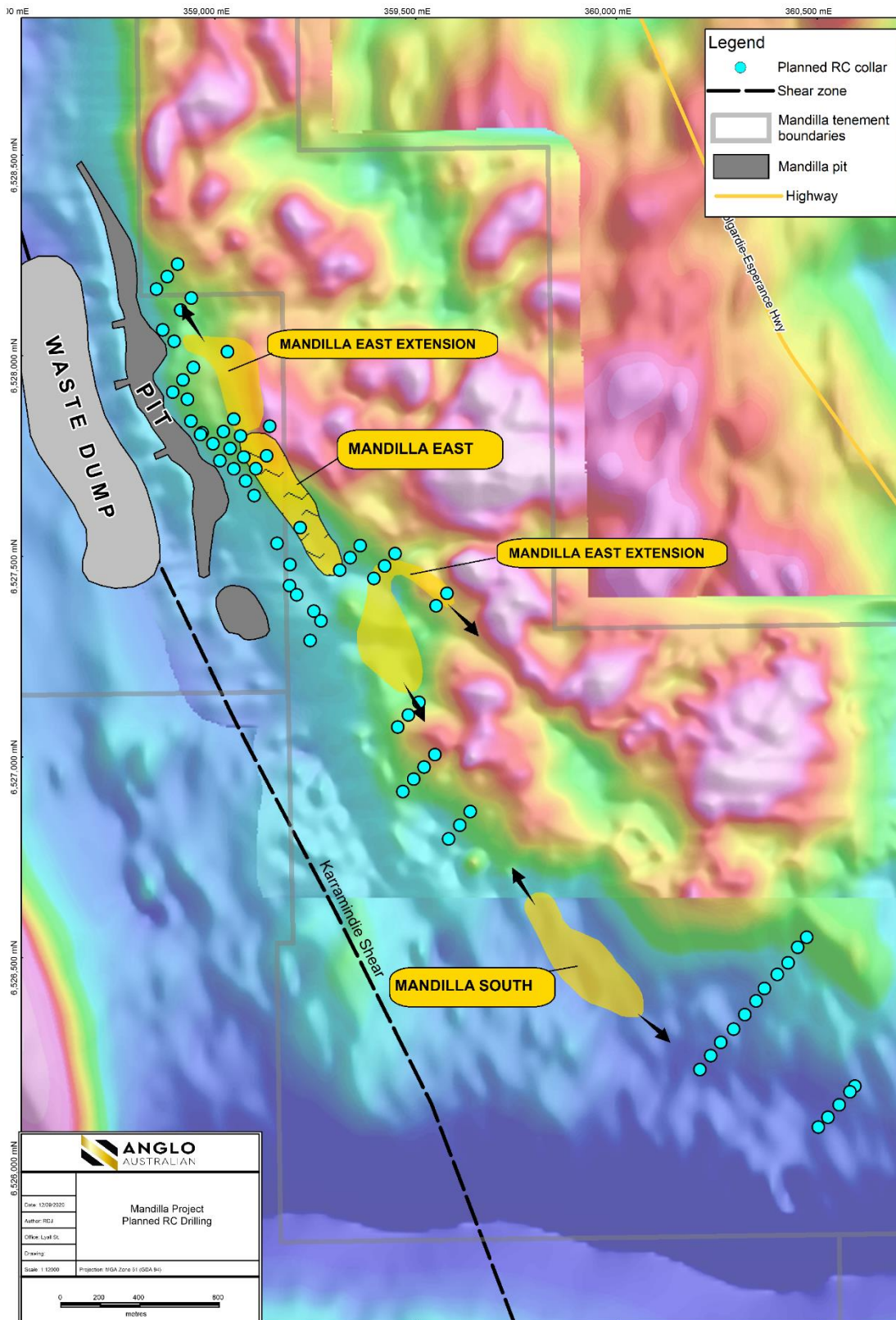


Figure 6 - Planned RC drill collar locations at the Mandilla Gold Project

As shown, the majority of this drilling (44-holes) will concentrate on in-fill and extensional drilling at Mandilla East.

A maiden JORC Mineral Resource Estimate for Mandilla is expected to be released later this calendar year. The timing of this release will be dependent on the turn-around of assay results. The Company has experienced an increase in the turn-around time of assay results recently due to the significant activity levels within the exploration sector in Western Australia.





## Koongie Park Gold and Base Metals Project – WA

AAR – 100% interest

### KOONGIE PARK FARM-OUT AGREEMENT

On 25 June 2020, the Company announced that it had entered into a binding term sheet with AuKing Mining Limited (**AuKing**) with respect to the Koongie Park Project (**Agreement**). Under the Agreement, AuKing and AAR propose to form a joint venture (**Joint Venture**) on terms which include, but are not limited to, the following:

- AAR retains the right to explore for and develop gold and other precious metals deposits within the project area; and
- AuKing is granted the right to:
  - Explore for and develop base metals deposits within the project area;
  - Conduct exploration and development activities for base metals deposits on the project area during the earn-in period; and
  - Earn up to a 75% interest in the project area through the joint venture by funding exploration and project development studies (as stipulated below).

#### Conditions Precedent

The Agreement does not bind the parties and has no force or effect unless and until the following conditions are satisfied or waived:

- AuKing completing due diligence in respect of the Koongie Park Project within 30 days of the date of the Agreement;
- AuKing obtaining all necessary AuKing shareholder and regulatory approvals, including for the purposes of Chapters 1, 2 and 11 of the ASX Listing Rules, as required to give effect to the transaction contemplated by the Agreement; and
- AuKing successfully raising a minimum of A\$6,000,000 pursuant to a capital raising.

(together, the **Conditions Precedent**).

AuKing and AAR must use reasonable endeavours to satisfy the Conditions Precedent as soon as possible and, in any event, within 120 days of the date of the Agreement (CP Period). The parties may terminate the Agreement if the Conditions Precedent are not satisfied within this period.

#### AuKing Earn-in Rights

The Agreement provides for a two-staged earn-in process whereby AuKing can ultimately secure a 75% interest in the Koongie Park Project. A summary of the two-stage earn-in is provided below.

#### First Earn-in Period

AuKing shall be deemed to have earned a nominal 25% interest in the Joint Venture (to be formed upon satisfaction of the first earn-in milestone) upon AuKing making a total initial payment of \$1,000,000 to AAR, in the following tranches:

- \$100,000 non-refundable deposit (paid on 1 July 2020); and
- \$900,000 immediately after satisfaction of the Conditions Precedent.

During the First Earn-In Period of twenty four (24) months after the satisfaction of the Conditions Precedent, AuKing may earn a further 25% interest in the Joint Venture by incurring expenditure of \$1.5 million including expenditure on exploration, testwork and related analysis to establish a commercially viable processing solution for the Koongie Park oxide ores (**First Earn-In Milestone**).

Upon satisfying the First Earn-in Milestone, AuKing shall be deemed to have earned an additional 25% interest in the Joint Venture for a total 50% interest. The Joint Venture is to be formed upon satisfaction of the First Earn-in Milestone. AuKing then has a 10-business day period to elect to proceed with the Second Earn-In Period.

If AuKing fails to satisfy the First Earn-in Milestone during the First Earn-in Period, AuKing will be deemed to have withdrawn from the Joint Venture, will cease to have any interest in the Joint Venture and the Agreement automatically terminates.

#### Second Earn-in Period

During the Second Earn-in Period, which is the 12 month period commencing from AuKing's election to proceed with the Second Earn-in after completion of the First Earn-In Period, AuKing may earn a further 25% interest in the Joint Venture by incurring additional expenditure of \$1,500,000, including expenditure on exploration activities and feasibility studies with a view to establishing mining operations on the Onedin and Sandiego deposits on the Tenements (**Second Earn-In Milestone**).



Upon satisfying the Second Earn-in Milestone, AuKing shall be deemed to have earned an additional 25% interest in the Joint Venture for a total 75% interest in the Joint Venture. If AuKing fails to satisfy the Second Earn-In Milestone during the Second Earn-in Period, then AuKing will retain its earned interest in the Joint Venture of 50%.

For the duration of the Second Earn-in Period, AuKing agrees to sole fund all expenditure on exploration activities in relation to the Joint Venture and free carry AAR's interest in the Joint Venture.

Any exploration expenditure incurred by AAR pursuant to the exercise of its precious metal rights does not constitute expenditure for the purposes of AuKing satisfying the First or Second Earn-In Milestones.

AuKing paid the non-refundable deposit on 1 July 2020 and completed due diligence during July 2020. AuKing and AAR are continuing to progress the remaining Conditions Precedent. At the request of AuKing, AAR granted an extension of 30 days to the CP Period on 22 October 2020 (post quarter-end).

## Corporate

### COVID-19

During the Quarter, the Company continued to implement and maintain the necessary COVID-19 protocols to minimise the risk to our employees, contractors, and the communities in which the Company operates. The Company has managed to successfully advance its exploration and evaluation activities without disruption but continues to monitor the latest advice and directives from the State Government and relevant health authorities.

### Issued Capital

During the September Quarter, a total of 65,848,740 fully paid ordinary shares were issued, comprising:

- 64,705,882 fully paid ordinary shares were issued on 25 September 2020, pursuant to a placement to sophisticated and professional investors at \$0.17 per share to raise \$11 million (before costs); and
- 1,142,858 fully paid ordinary shares were issued on 6 August 2020, pursuant to an agreement to eliminate Royalty # 1, with shares issued at a deemed issue price of \$0.175 per share.

The following additional securities were issued during the September Quarter:

- On 15 July 2020, 2,382,216 Long Term Incentive (LTI) unquoted performance rights were issued to a nominee of the Managing Director. The LTI performance rights were issued under the Company's Employee Incentive Plan and were approved by shareholders at the General Meeting held 16 June 2020.
- On 6 August 2020, 1,250,000 unquoted options were issued as settlement of a third-party agreement. The options are exercisable at \$0.133 and expire on 31 December 2021.
- On 6 August 2020, 1,250,000 unquoted options were issued as settlement of a third-party agreement. The options are exercisable at \$0.15 and expire on 31 December 2022.

On 18 September 2020, the Company announced that it was undertaking a non-underwritten Securities Purchase Plan (SPP) on the same terms as the placement to sophisticated and professional investors that was also announced on 18 September 2020. The SPP was opened to eligible shareholders on 25 September 2020. The SPP closed on 14 October 2020 (post quarter-end), raising a total of \$854,000. A total of 5,023,482 fully paid ordinary shares were issued on 23 October 2020 (post quarter-end), pursuant to the SPP.

### Change of auditor

On 2 July 2020, BDO Audit (WA) Pty Ltd (**BDO**) were appointed as auditor of the Company. The appointment of BDO, followed the resignation of the Company's previous auditor, Elderton Audit. BDO hold office as auditor of the Company until the upcoming Annual General Meeting (**AGM**). A resolution will be put to shareholders at the AGM, seeking approval for appointment of BDO as auditor of the Company.

### Cash and cash equivalents

The Company had cash on hand of approximately \$12.2 million at 30 September 2020.

### Appendix 5B

Cash outflows for the Quarter totalled \$2.6 million, comprising exploration activity (62%), staff costs (10%), corporate and administration costs (6%) and costs associated with capital raising activities (22%).



Cash inflows for the Quarter totalled \$11.3 million, comprising proceeds from the share placement (97%), proceeds from the exercise of options (1%), deposit received from AuKing (1%) and bank interest and government incentives provided in relation to COVID-19 relief package (1%).

Payments to related parties and their associates (as set out in section 6 of the Appendix 5B) totalled \$89,000, consisting of executive and non-executive director fees, salaries and superannuation payments.

### Authorised for Release

This Quarterly Report has been authorised for release by the Board of AAR.

#### For further information:

##### Investors:

Marc Ducler  
Managing Director  
AAR  
+61 8 9382 8822

##### Media:

Nicholas Read  
Read Corporate  
+61 419 929 046

### ABOUT AAR

AAR is a gold-focused exploration company targeting the exploration, growth and development of its flagship Mandilla Gold Project, located 70km south of Kalgoorlie in Western Australia.

The Company's current focus is to determine the extent of the gold mineralisation potential, in-fill the known mineralisation corridors, broaden the understanding of the structural controls to the mineralisation and calculate a Mineral Resource estimate.

As announced during the June Quarter and disclosed in this Quarterly Report, the Company has executed an agreement with AuKing with respect to a farm-out arrangement for the Koongie Park Gold and Base Metals Project. The Company and AuKing are currently progressing the Conditions Precedent required to complete the farm-out transaction.

AAR also has significant other tenement interests in the Western Australian Goldfields, including Feysville, Carnilya Hill and Leonora.



## SCHEDULE OF MINING TENEMENTS

### 1. Mining tenements held at the end of the Quarter and their location.

Project (Location)	Tenement Number	Beneficial Percentage Interest	Status	Title Registered to
Mandilla (Western Australia)	M15/96 M15/633 E15/1404	100% gold rights only 100% gold rights only 100%	Granted	Apollo Phoenix Resources Pty Ltd Anglo Australian Resources NL Anglo Australian Resources NL
Koongie Park (Western Australia)	M80/276, 277 E80/4389,4766, 4957, 4960 E80/5076, 5087, E80/5127 E80/5263 P80/1802-10 P80/1831-1837	100%	Granted	Anglo Australian Resources NL
Feysville (Western Australia)	P26/3943-3944 P26/3947-3951 P26/4051-4052 P26/4293,4294	100%	Granted	Feysville Gold Pty Ltd
	M26/846 L26/289 -290 P26/4390		Pending	Feysville Gold Pty Ltd
Carnilya Hill (Western Australia)	M26/47 - 49 M26/453	100% gold rights only	Granted	Mincor Resources NL
Leonora (Western Australia)	E37/1287 E7/1355	100%	Granted	Anglo Australian Resources NL

### 2. Mining tenements acquired during the Quarter and their location:

Project (Location)	Tenement Number	Status	Comment
Nil.			

### 3. Mining tenements disposed of during the Quarter and their location.

Project (Location)	Tenement Number	Status	Comment
Nil.			





## Compliance Statement

*The information in this Quarterly Report that relates to exploration targets and exploration results is based on information compiled by Ms Julie Reid, who is a full-time employee of Anglo Australian Resources NL.*

*Ms Reid is a Competent Person and a Member of The Australasian Institute of Mining and Metallurgy.*

*Ms Reid has sufficient experience that is relevant to the style of mineralisation and type of deposit under consideration and to the activity being undertaken to qualify as a Competent Person as defined in the 2012 Edition of the 'Australasian Code for Reporting of Exploration Results, Mineral Resources and Ore Reserves'. Ms Reid consents to the inclusion in this report of the material based on this information, in the form and context in which it appears.*

*The information in this Quarterly Report that relates to the Indicated and Inferred Mineral Resource for the Sandiego Deposit was first reported in accordance with JORC 2004 on 1 Nov 2010. The Company confirms that it is not in possession of any new information or data relating to these historical Mineral Resource estimates that materially impacts on the accuracy or reliability of these historical estimates. The Company also confirms that all material assumptions and technical parameters underpinning these historical Mineral Resource estimates continue to apply and have not materially changed.*

*The information in this Quarterly Report that relates to the Indicated and Inferred Mineral Resource for the Onedin Deposit was first reported in accordance with JORC 2004 on 30 April 2009. The Company confirms that it is not in possession of any new information or data relating to these historical Mineral Resource estimates that materially impacts on the accuracy or reliability of these historical estimates. The Company also confirms that all material assumptions and technical parameters underpinning these historical Mineral Resource estimates continue to apply and have not materially changed.*

## Previously Reported Results

*There is information in this Quarterly Report relating to exploration results which were previously announced on 13 Feb 2017, 21 Mar 2018, 15 May 2018, 26 Nov 2018, 8 April 2019, 24 July 2019, 31 July 2019, 19 September 2019, 16 October 2019, 25 November 2019, 12 December 2019, 12 February 2020, 19 June 2020, 25 June 2020, 11 August 2020 and 15 September 2020. Other than as disclosed in those announcements, the Company confirms that it is not aware of any new information or data that materially affects the information included in the original market announcements.*

## Appendix 5B

### Mining exploration entity or oil and gas exploration entity quarterly cash flow report

Name of entity

ANGLO AUSTRALIAN RESOURCES NL

ABN

24 651 541 976

Quarter ended ("current quarter")

30 SEPTEMBER 2020

Consolidated statement of cash flows		Current quarter \$A'000	Year to date (3 months) \$A'000
<b>1.</b>	<b>Cash flows from operating activities</b>		
1.1	Receipts from customers	15	15
1.2	Payments for		
	(a) exploration & evaluation (if expensed)	-	-
	(b) development	-	-
	(c) production	-	-
	(d) staff costs	(256)	(256)
	(e) administration and corporate costs	(162)	(162)
1.3	Dividends received (see note 3)	-	-
1.4	Interest received	1	1
1.5	Interest and other costs of finance paid	-	-
1.6	Income taxes paid	-	-
1.7	Government grants and tax incentives	88	88
1.8	Other (provide details if material)	-	-
<b>1.9</b>	<b>Net cash used in operating activities</b>	<b>(314)</b>	<b>(314)</b>
<b>2.</b>	<b>Cash flows from investing activities</b>		
2.1	Payments to acquire:		
	(a) entities	-	-
	(b) tenements	-	-
	(c) property, plant and equipment	-	-
	(d) exploration & evaluation (if capitalised)	(1,594)	(1,594)
	(e) investments	-	-
	(f) other non-current assets	-	-

## Mining exploration entity or oil and gas exploration entity quarterly cash flow report

Consolidated statement of cash flows		Current quarter \$A'000	Year to date (3 months) \$A'000
2.2	Proceeds from the disposal of:		
	(a) entities	-	-
	(b) tenements	-	-
	(c) property, plant and equipment	-	-
	(d) investments	-	-
	(e) other non-current assets	-	-
2.3	Cash flows from loans to other entities	-	-
2.4	Dividends received (see note 3)	-	-
2.5	Other (provide details if material)	100	100
2.6	<b>Net cash used in investing activities</b>	<b>(1,494)</b>	<b>(1,494)</b>

<b>3.</b>	<b>Cash flows from financing activities</b>		
3.1	Proceeds from issues of equity securities (excluding convertible debt securities)	11,000	11,000
3.2	Proceeds from issue of convertible debt securities	-	-
3.3	Proceeds from exercise of options	110	110
3.4	Transaction costs related to issues of equity securities or convertible debt securities	(555)	(555)
3.5	Proceeds from borrowings	-	-
3.6	Repayment of borrowings	-	-
3.7	Transaction costs related to loans and borrowings	-	-
3.8	Dividends paid	-	-
3.9	Other (provide details if material)	-	-
3.10	<b>Net cash from financing activities</b>	<b>10,555</b>	<b>10,555</b>

<b>4.</b>	<b>Net increase / (decrease) in cash and cash equivalents for the period</b>		
4.1	Cash and cash equivalents at beginning of period	3,403	3,403
4.2	Net cash used in operating activities (item 1.9 above)	(314)	(314)
4.3	Net cash used in investing activities (item 2.6 above)	(1,494)	(1,494)
4.4	Net cash from financing activities (item 3.10 above)	10,555	10,555

## Mining exploration entity or oil and gas exploration entity quarterly cash flow report

Consolidated statement of cash flows		Current quarter \$A'000	Year to date (3 months) \$A'000
4.5	Effect of movement in exchange rates on cash held	-	-
4.6	<b>Cash and cash equivalents at end of period</b>	<b>12,150</b>	<b>12,150</b>

5.	Reconciliation of cash and cash equivalents at the end of the quarter (as shown in the consolidated statement of cash flows) to the related items in the accounts	Current quarter \$A'000	Previous quarter \$A'000
5.1	Bank balances	12,084	3,337
5.2	Call deposits	66	66
5.3	Bank overdrafts	-	-
5.4	Other (provide details)	-	-
5.5	<b>Cash and cash equivalents at end of quarter (should equal item 4.6 above)</b>	<b>12,150</b>	<b>3,403</b>

**6. Payments to related parties of the entity and their associates**

- 6.1 Aggregate amount of payments to related parties and their associates included in item 1
- 6.2 Aggregate amount of payments to related parties and their associates included in item 2

**Current quarter  
\$A'000**

89

-

Note: if any amounts are shown in items 6.1 or 6.2, your quarterly activity report must include a description of, and an explanation for, such payments



## Mining exploration entity or oil and gas exploration entity quarterly cash flow report

**7. Financing facilities**

*Note: the term "facility" includes all forms of financing arrangements available to the entity.*

*Add notes as necessary for an understanding of the sources of finance available to the entity.*

7.1 Loan facilities

7.2 Credit standby arrangements

7.3 Other (please specify)

7.4 **Total financing facilities**

**Total facility  
amount at quarter  
end  
\$A'000**

**Amount drawn at  
quarter end  
\$A'000**

-

-

-

-

-

-

-

-

7.5 **Unused financing facilities available at quarter end**

-

7.6 Include in the box below a description of each facility above, including the lender, interest rate, maturity date and whether it is secured or unsecured. If any additional financing facilities have been entered into or are proposed to be entered into after quarter end, include a note providing details of those facilities as well.

**8. Estimated cash available for future operating activities****\$A'000**

8.1 Net cash used in operating activities (Item 1.9)

(314)

8.2 Capitalised exploration &amp; evaluation (Item 2.1(d))

(1,594)

8.3 Total relevant outgoings (Item 8.1 + Item 8.2)

(1,908)

8.4 Cash and cash equivalents at quarter end (Item 4.6)

12,150

8.5 Unused finance facilities available at quarter end (Item 7.5)

-

8.6 Total available funding (Item 8.4 + Item 8.5)

12,150

8.7 **Estimated quarters of funding available (Item 8.6 divided by Item 8.3)**

6.37

8.8 If Item 8.7 is less than 2 quarters, please provide answers to the following questions:

1. Does the entity expect that it will continue to have the current level of net operating cash flows for the time being and, if not, why not?

Answer: N/A

2. Has the entity taken any steps, or does it propose to take any steps, to raise further cash to fund its operations and, if so, what are those steps and how likely does it believe that they will be successful?

Answer: N/A

3. Does the entity expect to be able to continue its operations and to meet its business objectives and, if so, on what basis?

Answer: N/A

## Compliance statement

- 1 This statement has been prepared in accordance with accounting standards and policies which comply with Listing Rule 19.11A.
- 2 This statement gives a true and fair view of the matters disclosed.

27 OCTOBER 2020

Date: .....

BY THE BOARD

Authorised by: .....  
(Name of body or officer authorising release – see note 4)

## Notes

1. This quarterly cash flow report and the accompanying activity report provide a basis for informing the market about the entity's activities for the past quarter, how they have been financed and the effect this has had on its cash position. An entity that wishes to disclose additional information over and above the minimum required under the Listing Rules is encouraged to do so.
2. If this quarterly cash flow report has been prepared in accordance with Australian Accounting Standards, the definitions in, and provisions of, *AASB 6: Exploration for and Evaluation of Mineral Resources* and *AASB 107: Statement of Cash Flows* apply to this report. If this quarterly cash flow report has been prepared in accordance with other accounting standards agreed by ASX pursuant to Listing Rule 19.11A, the corresponding equivalent standards apply to this report.
3. Dividends received may be classified either as cash flows from operating activities or cash flows from investing activities, depending on the accounting policy of the entity.
4. If this report has been authorised for release to the market by your board of directors, you can insert here: "By the board". If it has been authorised for release to the market by a committee of your board of directors, you can insert here: "By the [name of board committee – eg Audit and Risk Committee]". If it has been authorised for release to the market by a disclosure committee, you can insert here: "By the Disclosure Committee".
5. If this report has been authorised for release to the market by your board of directors and you wish to hold yourself out as complying with recommendation 4.2 of the ASX Corporate Governance Council's *Corporate Governance Principles and Recommendations*, the board should have received a declaration from its CEO and CFO that, in their opinion, the financial records of the entity have been properly maintained, that this report complies with the appropriate accounting standards and gives a true and fair view of the cash flows of the entity, and that their opinion has been formed on the basis of a sound system of risk management and internal control which is operating effectively.