

1H21 Property Compendium

Reimagine Urban Life





Investment Overview

Olderfleet, 477 Collins Street, Melbourne

Mirvac manages a diverse portfolio of investment assets across the office, industrial, retail and build to rent sectors, leased to quality tenants including leading Australian and international companies.

Mirvac's integrated business approach includes utilising the specialised in-house asset management team, that is responsible for all leasing and property management across the entire portfolio.

Investment Overview

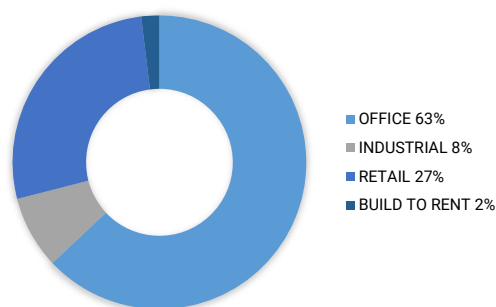
Property Portfolio

as at 31 DECEMBER 2020

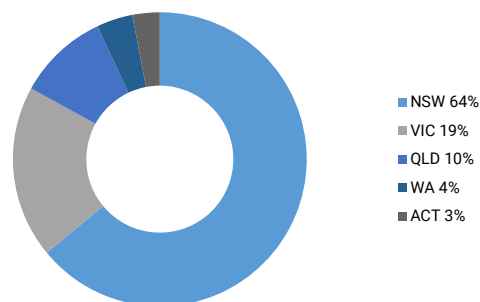
TYPE OF PROPERTY	NO. OF PROPERTIES ¹	BOOK VALUE ²	GLA/NLA (sqm)	WALE (by income)	OCCUPANCY (by area)	CAP RATE
OFFICE	27	\$7,414m	784,791 sqm	6.7 yrs	96.0%	5.17%
INDUSTRIAL	10	\$992m	469,322 sqm	7.3 yrs	99.7%	5.27%
RETAIL	16	\$3,129m	430,403 sqm	3.7 yrs	98.4%	5.53%
BUILD TO RENT	2	\$240m	n/a	n/a	n/a	4.00%
SUBTOTAL	55	\$11,775m	1,684,516 sqm	5.7 yrs	96.8%	5.25%
OTHER INVESTMENTS	n/a	\$238m	n/a	n/a	n/a	n/a
TOTAL PORTFOLIO	55	\$12,013m	1,684,516 sqm	5.7 yrs	96.8%	5.25%

Property Portfolio Diversification

Sector Diversification³

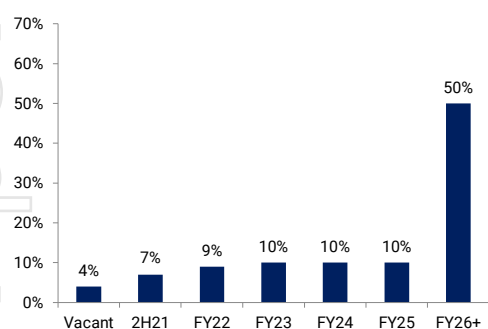


Geographic Diversification³

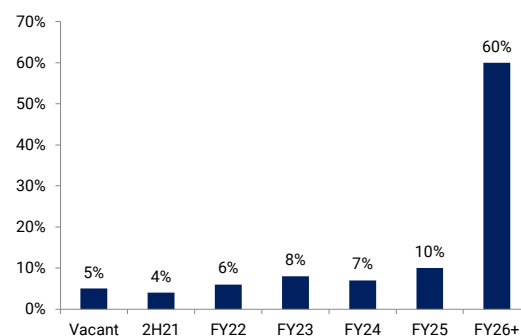


Lease Expiry Profile⁴

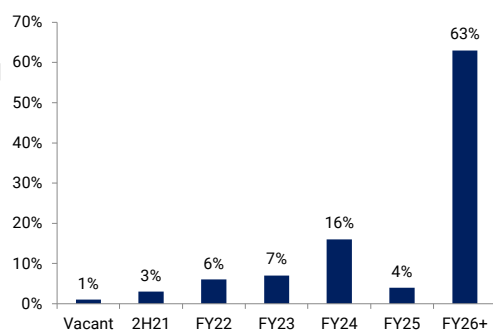
Total Portfolio



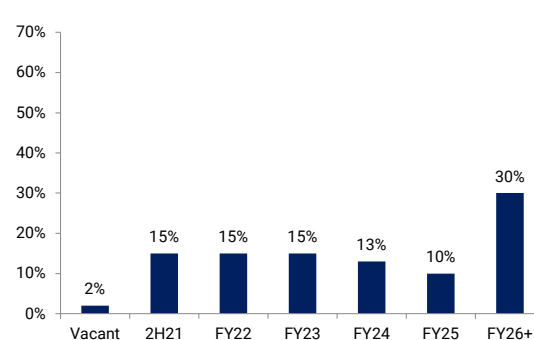
Office Portfolio



Industrial Portfolio



Retail Portfolio



1. Portfolio number includes properties under construction, but excludes properties being held for development.

2. Portfolio value includes IPUC, and properties being held for development and excludes AASB 16 lease liability gross up amounts. Subject to rounding.

3. By book value, including IPUC and properties being held for development, but excluding other investments.

4. By income, excludes IPUC, BTR, other investments and properties being held for development.



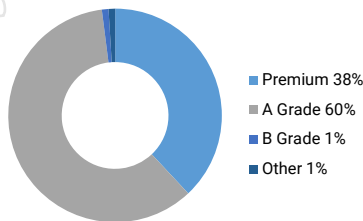
Office

Olderfleet, 477 Collins Street, Melbourne

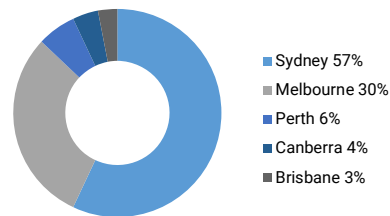
Comprising 63% of Mirvac's property portfolio, the office portfolio is focused on the core markets of Sydney and Melbourne and has a weighted average lease expiry of 6.7 years.

Office

Grade Diversification¹



Geographic Diversification²



PROPERTY	LOCATION	NLA	% OF OFFICE PORTFOLIO BOOK VALUE ³	GROSS OFFICE RENT	VALUATION AT 31 DECEMBER 2020 ⁴	NABERS RATING
1 101-103 MILLER STREET	NORTH SYDNEY, NSW	37,473 SQM	4.4%	\$1,053/SQM	\$315.5m	5.0 Star
2 40 MILLER STREET	NORTH SYDNEY, NSW	12,615 SQM	2.5%	\$930/SQM	\$177.3m	5.0 Star
3 10-20 BOND STREET	SYDNEY, NSW	38,290 SQM	4.7%	\$1,207/SQM	\$334.2m	5.5 Star
4 200 GEORGE STREET	SYDNEY, NSW	38,983 SQM	7.3%	\$1,397/SQM	\$519.1m	5.5 Star
5 275 KENT STREET	SYDNEY, NSW	76,096 SQM	12.4%	\$1,122/SQM	\$885.3m	5.0 Star
6 60 MARGARET STREET	SYDNEY, NSW	40,836 SQM	4.9%	\$1,068/SQM	\$353.2m	4.0 Star
7 QUAY WEST CAR PARK, 109-111 HARRINGTON STREET	SYDNEY, NSW	398 SQM	0.5%	n/a	\$38.3m	-
8 75 GEORGE STREET	PARRAMATTA, NSW	9,568 SQM	1.2%	\$641/SQM	\$87.6m	2.0 Star
9 1 DARLING ISLAND	PYRMONT, NSW	22,197 SQM	4.2%	\$888/SQM	\$301.2m	6.0 Star
10 65 PIRRAMA ROAD	PYRMONT, NSW	15,931 SQM	2.8%	\$869/SQM	\$202.1m	6.0 Star
11 SOUTH EVELEIGH	SOUTH EVELEIGH, NSW	102,117 SQM	6.3%	\$707/SQM	\$446.5m	-
12 699 BOURKE STREET	MELBOURNE, VIC	19,303 SQM	1.5%	\$713/SQM	\$107.4m	5.5 Star
13 90 COLLINS STREET	MELBOURNE, VIC	21,308 SQM	3.7%	\$770/SQM	\$261.6m	4.0 Star
14 367 COLLINS STREET	MELBOURNE, VIC	37,863 SQM	5.8%	\$737/SQM	\$418.0m	4.0 Star
15 OLDERFLEET 477 COLLINS STREET	MELBOURNE, VIC	58,608 SQM	6.1%	\$831/SQM	\$435.0m	-
16 664 COLLINS STREET	MELBOURNE, VIC	26,476 SQM	2.1%	\$692/SQM	\$152.9m	5.5 Star
17 383 LA TROBE STREET	MELBOURNE, VIC	10,211 SQM	1.7%	\$727/SQM	\$122.2m	2.5 Star
18 380 ST KILDA ROAD	MELBOURNE, VIC	24,554 SQM	2.5%	\$573/SQM	\$178.5m	5.5 Star
19 RIVERSIDE QUAY	SOUTHBANK, VIC	31,818 SQM	4.9%	\$706/SQM	\$351.3m	4.5 Star
20 2 RIVERSIDE QUAY	SOUTHBANK, VIC	21,132 SQM	2.1%	\$701/SQM	\$147.7m	5.5 Star
21 23 FURZER STREET	PHILLIP, ACT	46,167 SQM	4.5%	\$544/SQM	\$320.6m	6.0 Star
22 189 GREY STREET	SOUTHBANK, QLD	12,686 SQM	1.2%	\$689/SQM	\$86.0m	4.5 Star
23 ALLENDALE SQUARE, 77 ST GEORGES TERRACE	PERTH, WA	28,933 SQM	3.1%	\$865/SQM	\$224.3m	4.5 Star
OFFICE INVESTMENT PROPERTIES TOTAL		733,563 SQM	93.3%⁵		\$6,670.0m⁵	
24 LOCOMOTIVE WORKSHOPS	SOUTH EVELEIGH, NSW				\$117.3m	
25 80 ANN STREET	BRISBANE, QLD				\$153.8m	
OFFICE INVESTMENT PROPERTIES UNDER CONSTRUCTION TOTAL					\$271.1m	
OFFICE INVESTMENT PROPERTIES AND INVESTMENT PROPERTIES UNDER CONSTRUCTION TOTAL		733,563 SQM			\$6,941.1m⁵	
26 8 CHIFLEY SQUARE	SYDNEY, NSW	19,347 SQM	3.3%	\$1,707/SQM	\$232.5m	5.0 Star
27 DAVID MALCOLM JUSTICE CENTRE, 28 BARRACK STREET	PERTH, WA	31,881 SQM	3.4%	\$969/SQM	\$240.0m	5.0 Star
INVESTMENTS IN JOINT VENTURES TOTAL		51,228 SQM	6.7%		\$472.5m	
OFFICE TOTAL		784,791 SQM	100%⁵		\$7,413.6m⁵	
WEIGHTED AVERAGE LEASE EXPIRY (BY INCOME)					6.7 YEARS	
OCCUPANCY % (BY AREA)					96.0%	

1. By book value, excluding IPUC and properties being held for development.

2. By book value, including IPUC and properties being held for development.


3. Excludes office properties under development.

4. Book values represent Mirvac's ownership.

5. This total value includes 37 & 51 Pitt/6-8 Underwood Streets, Sydney, valued at \$161.0m, and 53 Walker Street & 97 Pacific Highway, North Sydney, valued at \$30.6m, which are being held for development, and various other of \$12.5m. These assets are excluded from all other metrics. Subject to rounding.

Investment Property Office

**101-103 MILLER STREET
NORTH SYDNEY, NSW**



This landmark premium grade office tower and major retail centre is located above Greenwood Plaza in the heart of the North Sydney CBD, with a direct link to North Sydney Railway Station. The complex was built in 1992 and underwent major refurbishment in 2008. A premium grade office tower in North Sydney, it has achieved a 5 Star Green Star rating and a 5 Star NABERS Energy rating.

Summary Information

GRADE	Premium
NABERS RATING	5.0 Star
OWNERSHIP	50% Mirvac, 50% Nuveen
NLA	37,473 SQM
CAR SPACES	184
ACQUISITION DATE	Jun-94
LAST EXTERNAL VALUATION DATE	30-Jun-20
VALUATION AT 31 DECEMBER 2020	\$315.5m ¹
VALUER	Directors Valuation
CAPITALISATION RATE	5.25%
DISCOUNT RATE	6.25%
GROSS OFFICE RENT	\$1,053/SQM

Major Tenants	NLA SQM	Lease Expiry
Commonwealth of Australia	10,324	Nov-26
Genworth Financial Mortgage Insurance	5,898	Jul-23


Lease Expiry Profile % Income

VACANCY	0.0%
2H21	0.1%
FY22	17.9%
FY23	1.9%
FY24	24.4%
FY25	3.5%
FY26+	52.2%
WALE	4.4 YEARS

1. Book value represents Mirvac's ownership.

Investment Property Office

40 MILLER STREET
NORTH SYDNEY, NSW



40 Miller Street is an A-grade office building located adjacent to North Sydney Railway Station. Developed by Mirvac in 2000, it enjoys commanding views of Sydney harbour from all floors, with outdoor balconies providing additional amenity for tenants. The building has achieved a 5 Star NABERS Energy rating.

Summary Information

GRADE	A
NABERS RATING	5.0 Star
OWNERSHIP	100%
NLA	12,615 SQM
CAR SPACES	105
ACQUISITION DATE	May-98
LAST EXTERNAL VALUATION DATE	31-Dec-19
VALUATION AT 31 DECEMBER 2020	\$177.3m
VALUER	Directors Valuation
CAPITALISATION RATE	5.38%
DISCOUNT RATE	6.63%
GROSS OFFICE RENT	\$930/SQM


Major Tenants	NLA SQM	Lease Expiry
UGL	5,814	Feb-28
InvoCare	1,658	May-21

Lease Expiry Profile % Income

VACANCY	13.5%
2H21	13.0%
FY22	3.8%
FY23	8.4%
FY24	10.9%
FY25	0.0%
FY26+	50.4%
WALE	4.1 YEARS

Investment Property Office

10-20 BOND STREET SYDNEY, NSW



Following a \$60 million transformation, 10-20 Bond Street delivers a powerful blend of modern style and function. An A-grade office building with premium grade services, this efficient commercial office tower provides regularly shaped floor plates throughout, inviting natural light to permeate the workspaces and showcase the impressive cityscape and harbour views. The building has achieved a 4 Star Green Star design rating, and a 5.5 Star NABERS Energy rating.

Summary Information

GRADE	A
NABERS RATING	5.5 Star
OWNERSHIP	50% Mirvac, 50% Prime Property Fund Asia Limited Partnership
NLA	38,290 SQM
CAR SPACES	150
ACQUISITION DATE	Dec-09
LAST EXTERNAL VALUATION DATE	30-Jun-19
VALUATION AT 31 DECEMBER 2020	\$334.2m ¹
VALUER	Directors Valuation
CAPITALISATION RATE	5.00%
DISCOUNT RATE	6.50%
GROSS OFFICE RENT	\$1,207/SQM

Major Tenants	NLA SQM	Lease Expiry
Clearview Administration Services	3,444	Apr-26
Johnson Winter & Slattery Lawyers	2,772	Jun-23

Lease Expiry Profile % Income

VACANCY	9.4%
2H21	7.8%
FY22	11.5%
FY23	14.1%
FY24	23.9%
FY25	9.3%
FY26+	24.0%
WALE	3.0 YEARS

1. Book value represents Mirvac's ownership.

Investment Property Office

**200 GEORGE STREET
SYDNEY, NSW**



Completed in 2016, EY Centre is an iconic Premium-grade office tower, designed by award winning architects Francis-Jones Morehen Thorp. The distinctive appearance of a closed cavity façade with timber blinds is a world first. The tower is one of the first 'smart' office buildings in Australia, with market leading technology that adjusts the internal environment to meet the needs of tenants. In March 2017, Mirvac received Australia's first Gold WELL-certification for its tenancy at 200 George Street, in addition to a 6 Star Green Star Interior rating. The building has achieved a 6 Green Star As-Built rating, and a 5.5 Star NABERS rating.

Summary Information

GRADE	Premium
NABERS RATING	5.5 Star
OWNERSHIP	50% Mirvac, 50% AMP
NLA	38,983 SQM
CAR SPACES	65
ACQUISITION DATE	Jun-16
LAST EXTERNAL VALUATION DATE	30-Jun-20
VALUATION AT 31 DECEMBER 2020	\$519.1m ¹
VALUER	Directors Valuation
CAPITALISATION RATE	4.63%
DISCOUNT RATE	6.25%
GROSS OFFICE RENT	\$1,397/SQM

Major Tenants ²	NLA SQM	Lease Expiry
EY	25,850	Dec-26
AGL Energy	3,457	Jun-29

Lease Expiry Profile % Income

VACANCY	0.0%
2H21	0.0%
FY22	0.0%
FY23	7.5%
FY24	1.2%
FY25	0.0%
FY26+	91.3%
WALE	5.8 YEARS

1. Book value represents Mirvac's ownership.

2. Excludes Mirvac tenancy.

Investment Property Office

275 KENT STREET
SYDNEY, NSW



Completed in 2006, Westpac Place is one of the largest office buildings in Australia and is located in the fast growing north-western corridor of the Sydney CBD. The winner of numerous property industry awards, it provides premium grade office accommodation and is the head office of Westpac Banking Corporation. The precinct also includes a sun-filled urban park available for public use, a newly renovated food court, childcare facilities and a public thoroughfare linking Darling Harbour to the Wynyard transport hub. The building features state-of-the-art technology to minimise environmental impacts and reduce energy costs, and has a 6 Star Green Star Performance rating, and a 5 Star NABERS Energy rating.

Summary Information

GRADE	Premium
NABERS RATING	5.0 Star
OWNERSHIP	50% Mirvac, 50% ISPT
NLA	76,096 SQM
CAR SPACES	214
ACQUISITION DATE	Aug-10
LAST EXTERNAL VALUATION DATE	31-Dec-19
VALUATION AT 31 DECEMBER 2020	\$885.3m ¹
VALUER	Directors Valuation
CAPITALISATION RATE	4.63%
DISCOUNT RATE	6.38%
GROSS OFFICE RENT	\$1,122/SQM

Major Tenants	NLA SQM	Lease Expiry
Westpac	59,465	Oct-30
Westpac L24-32	16,131	Jul-24

Lease Expiry Profile % Income

VACANCY	0.0%
2H21	0.0%
FY22	0.0%
FY23	0.0%
FY24	0.0%
FY25	25.4%
FY26+	74.6%
WALE	8.2 YEARS

1. Book value represents Mirvac's ownership.

Investment Property Office

60 MARGARET STREET
SYDNEY, NSW



This A-grade building is situated in the heart of the Sydney CBD and comprises 36 levels of office accommodation and three levels of retail, with direct access to the Wynyard railway station and bus terminal. Developed in 1980, the complex has been progressively refurbished. The building has achieved a 4 Star NABERS rating.

Summary Information

GRADE	A
NABERS RATING	4.0 Star
OWNERSHIP	50% Mirvac, 50% Blackstone
NLA	40,836 SQM
CAR SPACES	143
ACQUISITION DATE	Aug-98
LAST EXTERNAL VALUATION DATE	30-Jun-20
VALUATION AT 31 DECEMBER 2020	\$353.2m ¹
VALUER	Directors Valuation
CAPITALISATION RATE	5.13%
DISCOUNT RATE	6.38%
GROSS OFFICE RENT	\$1,068/SQM

Major Tenants	NLA SQM	Lease Expiry
ING Bank	9,712	May-27
Cliftons	4,171	Dec-28

Lease Expiry Profile % Income

VACANCY	12.5%
2H21	5.7%
FY22	5.5%
FY23	11.5%
FY24	8.5%
FY25	3.0%
FY26+	53.3%
WALE	4.6 YEARS

1. Book value represents Mirvac's ownership.

Investment Property Office

QUAY WEST CAR PARK, 109-111 HARRINGTON STREET SYDNEY, NSW



Located under Quay West Suites in The Rocks area of Sydney, this eight-level commercial car park is close to the financial district of the Sydney CBD and several five star hotels. Two retail outlets are also incorporated at street level.

Summary Information

GRADE	n/a
OWNERSHIP	100%
NLA	398 SQM
CAR SPACES	598
ACQUISITION DATE	Nov-89
LAST EXTERNAL VALUATION DATE	30-Jun-20
VALUATION AT 31 DECEMBER 2020	\$38.3m
VALUER	Directors Valuation
CAPITALISATION RATE	6.50%
DISCOUNT RATE	7.25%

Major Tenants	NLA SQM	Lease Expiry
S&S (NSW)	268	Feb-23
Wilson Parking	-	Aug-24

Lease Expiry Profile % Income

VACANCY	0.0%
2H21	0.0%
FY22	0.0%
FY23	8.2%
FY24	0.0%
FY25	89.1%
FY26+	2.7%
WALE	3.7 YEARS

Investment Property Office

75 GEORGE STREET PARRAMATTA, NSW



75 George Street is an A-grade twin tower comprising six levels. Prominently positioned in the heart of Parramatta CBD, at the intersection of George Street and Smith Street, the asset benefits from being located between the traditional centre of Parramatta, and the new development precinct concentrated around Parramatta Square and the future Parramatta metro train station.

Summary Information

GRADE	A
NABERS RATING	2.0 Star
OWNERSHIP	100%
NLA	9,568 SQM
CAR SPACES	104
ACQUISITION DATE	Jan-18
LAST EXTERNAL VALUATION DATE	30-Jun-20
VALUATION AT 31 DECEMBER 2020	\$87.6m
VALUER	Directors Valuation
CAPITALISATION RATE	5.75%
DISCOUNT RATE	6.50%
GROSS OFFICE RENT	\$641/SQM

Major Tenants	NLA SQM	Lease Expiry
Westpac	6,485	Apr-23
Australian Chiropractors Association	460	Mar-25

Lease Expiry Profile % Income

VACANCY	4.4%
2H21	2.7%
FY22	0.0%
FY23	88.2%
FY24	0.0%
FY25	4.7%
FY26+	0.0%
WALE	2.3 YEARS

Investment Property Office

1 DARLING ISLAND PYRMONT, NSW



Developed by Mirvac in 2006, this A-grade office campus comprises six office floors along with two basement levels of parking. Situated on the Sydney CBD fringe close to the waterfront, the building features large floor plates of more than 4,400 square metres each and has achieved a 6 Star NABERS Energy rating.

Summary Information

GRADE	A
NABERS RATING	6.0 Star
OWNERSHIP	100%
NLA	22,197 SQM
CAR SPACES	131
ACQUISITION DATE	Apr-04
LAST EXTERNAL VALUATION DATE	31-Dec-19
VALUATION AT 31 DECEMBER 2020	\$301.2m
VALUER	Directors Valuation
CAPITALISATION RATE	5.38%
DISCOUNT RATE	6.50%
GROSS OFFICE RENT	\$888/SQM

Major Tenants	NLA SQM	Lease Expiry
Google	22,197	Jun-27

Lease Expiry Profile % Income

VACANCY	0.0%
2H21	0.0%
FY22	0.2%
FY23	0.0%
FY24	0.0%
FY25	0.0%
FY26+	99.8%
WALE	6.5 YEARS

Investment Property Office

65 PIRRAMA ROAD
PYRMONT, NSW



Developed by Mirvac in 2002 and located next to Darling Harbour and The Star casino, 65 Pirrama Road is an A grade, waterfront commercial office complex, comprising five office levels. Also known as Bay Centre, the building has large floor plates in excess of 3,000 square metres each, and offers tenants a flexible and modern working environment with city and harbour views from all levels. The building has achieved a 6.0 Star NABERS Energy rating and a 4 star NABERS water rating.

Summary Information

GRADE	A
NABERS RATING	6.0 Star
OWNERSHIP	100%
NLA	15,931 SQM
CAR SPACES	117
ACQUISITION DATE	Jun-01
LAST EXTERNAL VALUATION DATE	30-Jun-19
VALUATION AT 31 DECEMBER 2020	\$202.1m
VALUER	Directors Valuation
CAPITALISATION RATE	5.63%
DISCOUNT RATE	6.50%
GROSS OFFICE RENT	\$869/SQM

Major Tenants	NLA SQM	Lease Expiry
John Holland	6,243	Dec-24
Aust Communications & Media Authority	3,289	Feb-21


Lease Expiry Profile % Income

VACANCY	4.4%
2H21	21.5%
FY22	0.0%
FY23	0.0%
FY24	0.0%
FY25	44.4%
FY26+	29.7%
WALE	3.3 YEARS

Investment Property Office

SOUTH EVELEIGH

SOUTH EVELEIGH, NSW



Located on Sydney's CBD fringe, South Eveleigh is Mirvac's largest office development to date. Along with its consortium partners, AMP Capital, Sunsuper and Centuria Property Funds, Mirvac is bringing to life a new technology and innovation hub, with convenient direct links to Redfern train station. The precinct includes office space, leased to Commonwealth Bank of Australia, ground plane retail, public artworks and range of community facilities, including sports courts, an oval and skate park. Axle (Building 1) and Yerrabingin House (Building 3) reached completion in March 2019. Axle comprises 8 levels and over 44,000 square metres of NLA with 179 car spaces and premium end of trip facilities and has achieved a 6 star Green Star rating, a 5 star NABERS energy rating and a 4 star NABERS water rating. Yerrabingin House is the precinct's cultural hub that brings together Aboriginal and eco-tourism history and knowledge into a multi-layered heritage experience. The Foundry (Building 2) was completed in May 2020 and spans over 50,000 square metres of NLA over 6 levels. With expansive floorplates nearing 9,000 square metres, it has earned the title of one of Australia's first 'groundscrapers' in reference to its large-scale, low-level design. The Foundry is targeting a 6 Star Green Star rating, and a 5 Star NABERS Energy rating.

Summary Information

GRADE	A
NABERS RATING	-
OWNERSHIP	33.3% Mirvac, 33.3% AMP, 33.3% SUNSUPER
NLA	102,117 SQM
CAR SPACES	700
ACQUISITION DATE	Aug-19
LAST EXTERNAL VALUATION DATE	31-Dec-20
VALUATION AT 31 DECEMBER 2020	\$446.5m ¹
VALUER	Colliers
CAPITALISATION RATE	4.88%
DISCOUNT RATE	6.50%
GROSS OFFICE RENT	\$707/SQM

Major Tenants	NLA SQM	Lease Expiry
CBA (The Foundry)	51,079	Nov-35
CBA (Axle and Yerrabingin House)	46,570	Aug-34

Lease Expiry Profile % Income

VACANCY	0.6%
2H21	0.0%
FY22	0.0%
FY23	0.0%
FY24	0.3%
FY25	0.0%
FY26+	99.1%
WALE	13.8 YEARS

1. Book value represents Mirvac's ownership.

Investment Property Office

699 BOURKE STREET
MELBOURNE, VIC



Developed by Mirvac and completed in mid-2015, 699 Bourke Street is located at the western edge of Southern Cross Station and affords direct access to transport, food and lifestyle amenities, with the Docklands waterfront within minutes from the front door. The A-grade building is designed to provide premium grade services and promote visual and vertical connectivity for employees, boasting 270 degree views and natural light provided via floor to ceiling glazing. The building has received a 6 Star Green Star Design rating and a 5.5 Star NABERS Energy rating.

Summary Information

GRADE	A
NABERS RATING	5.5 Star
OWNERSHIP	50% Mirvac, 50% Prime Property Fund Asia Limited Partnership
NLA	19,303 SQM
CAR SPACES	86
ACQUISITION DATE	Jun-15
LAST EXTERNAL VALUATION DATE	30-Jun-20
VALUATION AT 31 DECEMBER 2020	\$107.4m ¹
VALUER	Directors Valuation
CAPITALISATION RATE	5.13%
DISCOUNT RATE	6.50%
GROSS OFFICE RENT	\$713/SQM

Major Tenants	NLA SQM	Lease Expiry
AGL Energy	19,303	May-25
Secure Parking	-	Jan-21

Lease Expiry Profile % Income

VACANCY	0.0%
2H21	3.3%
FY22	0.0%
FY23	0.0%
FY24	0.0%
FY25	96.7%
FY26+	0.0%
WALE	4.3 YEARS

1. Book value represents Mirvac's ownership.

Investment Property Office

90 COLLINS STREET
MELBOURNE, VIC



90 Collins Street is an A-grade office tower located at the prestigious Paris end of Collins Street in Melbourne's CBD. The property has undergone a multi-million dollar refurbishment to provide state-of-the-art building services, contemporary finishes and modern end-of-trip facilities. The building has achieved a 4 Star NABERS rating.

Summary Information

GRADE	A
NABERS RATING	4.0 Star
OWNERSHIP	100%
NLA	21,308 SQM
CAR SPACES	111
ACQUISITION DATE	May-13
LAST EXTERNAL VALUATION DATE	30-Jun-20
VALUATION AT 31 DECEMBER 2020	\$261.6m
VALUER	Directors Valuation
CAPITALISATION RATE	5.25%
DISCOUNT RATE	6.50%
GROSS OFFICE RENT	\$770/SQM

Major Tenants	NLA SQM	Lease Expiry
Whitbread Associates	1,461	Dec-24
ERM Power	1,140	Nov-22

Lease Expiry Profile % Income

VACANCY	21.8%
2H21	10.8%
FY22	22.6%
FY23	23.3%
FY24	1.0%
FY25	8.0%
FY26+	12.5%
WALE	1.8 YEARS

Investment Property Office

367 COLLINS STREET
MELBOURNE, VIC



367 Collins Street is ideally located in the centre of the Melbourne CBD, close to public transport, retail, the theatre and arts district and is a short tram ride to the MCG and Etihad Stadium. Recently completed lobby and retail upgrades have added to its surrounding aspect, the tower offers spectacular views of the Yarra River and is five minutes walk to Flinders Street Station. The building has achieved a 4 Star NABERS rating.

Summary Information

GRADE	A
NABERS RATING	4.0 Star
OWNERSHIP	100%
NLA	37,863 SQM
CAR SPACES	196
ACQUISITION DATE	Nov-13
LAST EXTERNAL VALUATION DATE	31-Dec-20
VALUATION AT 31 DECEMBER 2020	\$418.0m
VALUER	Colliers
CAPITALISATION RATE	5.25%
DISCOUNT RATE	6.25%
GROSS OFFICE RENT	\$737/SQM

Major Tenants	NLA SQM	Lease Expiry
Optus Administration	8,922	Jul-23
Sportsbet	8,817	Jun-29

Lease Expiry Profile % Income

VACANCY	3.1%
2H21	0.1%
FY22	5.9%
FY23	9.9%
FY24	31.5%
FY25	11.2%
FY26+	38.3%
WALE	4.4 YEARS

Investment Property Office

OLDERFLEET 477 COLLINS STREET MELBOURNE, VIC



Completed in 2020 and located on Melbourne's premier office street in the heart of the CBD, Olderfleet 477 Collins Street is an iconic 58,000 square metre Premium grade office tower designed by award winning architects Grimshaw, with interiors by Carr Design. The building pays homage to Melbourne's past with its sympathetic refurbishment of three prominent heritage buildings fronting Collins Street. Setting a new benchmark for contemporary workplaces in Australia, the development includes smart technology, leading sustainability features and premium amenities, including hotel-style end-of-trip facilities, childcare, a concierge and flexible space options. Anchor tenant Deloitte has 28,000 square metres of space and they are joined by several other organisations including Norton Rose Fulbright, Lander & Rogers and Urbis. Olderfleet was the first office building in the country to achieve a Platinum Core and Shell WELL Pre-Certification and is targeting 6 star Green Star and 5 star Nabers ratings.

Summary Information

GRADE	Premium
NABERS RATING	-
OWNERSHIP	50% Mirvac, 50% Suntec
NLA	58,608 SQM
CAR SPACES	416
ACQUISITION DATE	Jul-20
LAST EXTERNAL VALUATION DATE	31-Dec-20
VALUATION AT 31 DECEMBER 2020	\$435.0m ¹
VALUER	CBRE
CAPITALISATION RATE	4.75%
DISCOUNT RATE	6.25%
GROSS OFFICE RENT	\$831/SQM

Major Tenants	NLA SQM	Lease Expiry
Deloitte	28,791	Jun-32
Landers & Rogers	5,924	Dec-32

Lease Expiry Profile % Income

VACANCY	2.7%
2H21	0.0%
FY22	0.0%
FY23	0.0%
FY24	0.0%
FY25	0.9%
FY26+	96.4%
WALE	10.5 YEARS

1. Book value represents Mirvac's ownership.

Investment Property Office

664 COLLINS STREET MELBOURNE, VIC



Developed by Mirvac and completed in 2018, 664 Collins Street provides approximately 26,000 square metres of office space across nine levels, with expansive floor plates of over 3,100 square metres. In its unique urban location above Southern Cross Station, 664 Collins Street provides its tenants with uninterrupted city views on all sides, as well as pedestrian access to the station, major tram routes, and both Collins and Bourke streets through a unique elevated open-air public walkway. The building is equipped with smart technology that collects real-time data to improve operational efficiency, as well as pioneering sustainability features. A 6 Star Green Star Design and 5.5 Star NABERS Energy rating are being targeted. The building also boasts best in class end-of-trip facilities exclusive to its tenants, along with on-site car parking.

Summary Information

GRADE	A
NABERS RATING	5.5 Star
OWNERSHIP	50% Mirvac, 50% Prime Property Fund Asia Limited Partnership
NLA	26,476 SQM
CAR SPACES	101
ACQUISITION DATE	Apr-18
LAST EXTERNAL VALUATION DATE	30-Jun-20
VALUATION AT 31 DECEMBER 2020	\$152.9m ¹
VALUER	Directors Valuation
CAPITALISATION RATE	5.00%
DISCOUNT RATE	6.50%
GROSS OFFICE RENT	\$692/SQM

Major Tenants	NLA SQM	Lease Expiry
Pitcher Partners	9,086	Jun-30
ExxonMobil	7,176	Apr-28

Lease Expiry Profile % Income

VACANCY	0.0%
2H21	0.0%
FY22	0.0%
FY23	3.8%
FY24	0.0%
FY25	0.0%
FY26+	96.2%
WALE	7.5 YEARS

1. Book value represents Mirvac's ownership.

Investment Property Office

**383 LA TROBE STREET
MELBOURNE, VIC**



Located within Melbourne CBD's legal precinct and close to Flagstaff train station and other public transport services, 383 La Trobe Street is a seven-level B-grade office asset with future redevelopment potential. The office component covers approximately 10,200 square metres and is leased to the Australian Federal Police.

Summary Information

GRADE	B
NABERS RATING	2.5 Star
OWNERSHIP	100%
NLA	10,211 SQM
CAR SPACES	544
ACQUISITION DATE	Sep-18
LAST EXTERNAL VALUATION DATE	30-Jun-20
VALUATION AT 31 DECEMBER 2020	\$122.2m
VALUER	Directors Valuation
CAPITALISATION RATE	5.38%
DISCOUNT RATE	6.50%
GROSS OFFICE RENT	\$727/SQM

Major Tenants	NLA SQM	Lease Expiry
Australian Federal Police	10,211	Jun-23
Secure Parking	-	Jun-21

Lease Expiry Profile % Income

VACANCY	0.0%
2H21	17.0%
FY22	0.0%
FY23	83.0%
FY24	0.0%
FY25	0.0%
FY26+	0.0%
WALE	2.2 YEARS

Investment Property Office

380 ST KILDA ROAD
MELBOURNE, VIC



This 15-level, A-grade office building comprises six podium levels of up to 2,800 square metres each, with tower floors of 1,200 square metres each. Prominently located at the city end of St Kilda Road and opposite the Royal Botanic Gardens, the building has excellent natural light and views to Port Phillip Bay. The building has achieved a 5.5 star NABERS Energy rating and a 5.5 star NABERS Water rating.

Summary Information

GRADE	A
NABERS RATING	5.5 Star
OWNERSHIP	100%
NLA	24,554 SQM
CAR SPACES	482
ACQUISITION DATE	Oct 95 (50%), Apr 01 (50%)
LAST EXTERNAL VALUATION DATE	31-Dec-19
VALUATION AT 31 DECEMBER 2020	\$178.5m
VALUER	Directors Valuation
CAPITALISATION RATE	5.75%
DISCOUNT RATE	6.50%
GROSS OFFICE RENT	\$573/SQM


Major Tenants	NLA SQM	Lease Expiry
Toll Transport	4,064	Nov-25
WPP AUNZ	3,813	Jun-22

Lease Expiry Profile % Income

VACANCY	20.0%
2H21	8.6%
FY22	22.8%
FY23	14.4%
FY24	0.8%
FY25	5.4%
FY26+	28.0%
WALE	2.3 YEARS

Investment Property Office

RIVERSIDE QUAY SOUTHBANK, VIC



Riverside Quay is a modern A-grade office complex comprising three individual buildings, situated along the riverfront of Southbank, directly across from Melbourne's CBD. Enjoying panoramic views of the city, Riverside Quay is in close proximity to strong public transport links and excellent amenity, with Flinders Street Station, the Crown Entertainment Complex, Southgate and extensive dining precincts situated in the nearby area. The buildings have achieved an average NABERS rating of 4.5 stars.

Summary Information

GRADE	A
NABERS RATING	4.5 Star
OWNERSHIP	100%
NLA	31,818 SQM
CAR SPACES	75
ACQUISITION DATE	April 02 (1&3), Jul 03 (2)
LAST EXTERNAL VALUATION DATE	31-Dec-19
VALUATION AT 31 DECEMBER 2020	\$351.3m
VALUER	Directors Valuation
CAPITALISATION RATE	5.38%
DISCOUNT RATE	6.75%
GROSS OFFICE RENT	\$706/SQM

Major Tenants	NLA SQM	Lease Expiry
Walker Group	4,661	Dec-22
Japara Holdings Pty Ltd	1,566	Apr-24

Lease Expiry Profile % Income

VACANCY	1.3%
2H21	0.4%
FY22	10.4%
FY23	22.0%
FY24	16.1%
FY25	14.5%
FY26+	35.3%
WALE	4.4 YEARS

Investment Property Office

2 RIVERSIDE QUAY SOUTHBANK, VIC



Developed by Mirvac and completed in 2016, 2 Riverside Quay is located along the waterfront of Southbank, directly across from Melbourne's CBD. The office development was built above an existing eight-level car park structure and comprises 12 levels of office with ground floor retail and a roof top terrace. Leading sustainability initiatives were implemented within the building, including high-performance air conditioning, rainwater capture and recycling, and the use of high-performance glazing and façade systems to reduce solar loads resulting in a 5.5 star NABERS rating.

Summary Information

GRADE	A
NABERS RATING	5.5 Star
OWNERSHIP	50% Mirvac, 50% ISPT
NLA	21,132 SQM
CAR SPACES	568
ACQUISITION DATE	Dec-16
LAST EXTERNAL VALUATION DATE	30-Jun-19
VALUATION AT 31 DECEMBER 2020	\$147.7m ¹
VALUER	Directors Valuation
CAPITALISATION RATE	5.00%
DISCOUNT RATE	6.50%
GROSS OFFICE RENT	\$701/SQM

Major Tenants	NLA SQM	Lease Expiry
PwC	19,130	Jan-29
Wilson Parking	-	Jan-29

Lease Expiry Profile % Income

VACANCY	0.0%
2H21	0.0%
FY22	0.7%
FY23	1.3%
FY24	0.0%
FY25	0.0%
FY26+	98.0%
WALE	7.8 YEARS

1. Book value represents Mirvac's ownership.

Investment Property Office

23 FURZER STREET

PHILLIP, ACT



Completed in 2010, this campus style office building was purpose built for the Department of Health and Ageing and comprises 10 office levels with floors of approximately 4,500 square metres each, as well as two levels of basement parking. The building has achieved a 6 Star NABERS Energy rating, a 5 star NABERS Water rating and a 6 Star GREEN star performance rating.

Summary Information

GRADE	A
NABERS RATING	6.0 Star
OWNERSHIP	100%
NLA	46,167 SQM
CAR SPACES	374
ACQUISITION DATE	Feb-10
LAST EXTERNAL VALUATION DATE	31-Dec-20
VALUATION AT 31 DECEMBER 2020	\$320.6m
VALUER	Colliers
CAPITALISATION RATE	5.75%
DISCOUNT RATE	6.75%
GROSS OFFICE RENT	\$544/SQM

Major Tenants	NLA SQM	Lease Expiry
Department of Health	45,967	Feb-35
Blue Fez	200	Feb-26

Lease Expiry Profile % Income

VACANCY	0.0%
2H21	0.0%
FY22	0.0%
FY23	0.0%
FY24	0.0%
FY25	0.0%
FY26+	100.0%
WALE	14.1 YEARS

Investment Property Office

189 GREY STREET
SOUTHBANK, QLD



Developed by Mirvac in 2005, this 12-level complex features large efficient floor plates of approximately 1,600 square metres each, with excellent natural light and spectacular river and city views. It has achieved a 4.5 Star NABERS energy rating.

Summary Information

GRADE	A
NABERS RATING	4.5 Star
OWNERSHIP	100%
NLA	12,686 SQM
CAR SPACES	146
ACQUISITION DATE	Apr-04
LAST EXTERNAL VALUATION DATE	31-Dec-20
VALUATION AT 31 DECEMBER 2020	\$86.0m
VALUER	Urbis
CAPITALISATION RATE	6.63%
DISCOUNT RATE	7.00%
GROSS OFFICE RENT	\$689/SQM

Major Tenants	NLA SQM	Lease Expiry
Insurance Australia	5,640	Mar-25
Thiess	4,659	Jan-21

Lease Expiry Profile % Income

VACANCY	4.9%
2H21	41.0%
FY22	0.0%
FY23	0.0%
FY24	4.2%
FY25	47.3%
FY26+	2.6%
WALE	2.3 YEARS

Investment Property Office

ALLENDALE SQUARE, 77 ST GEORGES TERRACE PERTH, WA



Allendale Square is an iconic 31 level, A-Grade office tower, prominently located in the heart of Perth's CBD. The office tower sits above a retail arcade known as Underground at Allendale Square. Underground acts as an important pedestrian link to the central Perth shopping malls as well as providing access to public transport networks such as Elizabeth Quay train station and bus port. The office tower enjoys column free floor plates and magnificent views of Swan River from the upper levels. Mirvac has progressively upgraded the property since acquisition in 2013 providing our customers with a quality workplace and desirable amenity.

Summary Information

GRADE	A
NABERS RATING	4.5 Star
OWNERSHIP	100%
NLA	28,933 SQM
CAR SPACES	82
ACQUISITION DATE	May-13
LAST EXTERNAL VALUATION DATE	30-Jun-20
VALUATION AT 31 DECEMBER 2020	\$224.3m
VALUER	Directors Valuation
CAPITALISATION RATE	6.75%
DISCOUNT RATE	7.25%
GROSS OFFICE RENT	\$865/SQM

Major Tenants	NLA SQM	Lease Expiry
WA Bar Chambers	6,037	Feb-31
Minter Ellison	3,439	Feb-24

Lease Expiry Profile % Income


VACANCY	24.5%
2H21	3.3%
FY22	5.6%
FY23	0.5%
FY24	14.1%
FY25	3.2%
FY26+	48.8%
WALE	6.1 YEARS

Investment Property Under Construction

Office

LOCOMOTIVE WORKSHOPS

SOUTH EVELEIGH, NSW



The adaptive re-use and redevelopment of the 1880's-built heritage listed Locomotive Workshop will comprise a combination of bespoke retail, modern infill office with innovative heritage design and interpretation. The redevelopment will comprise approximately 8,000 square metres of retail NLA and 23,000 square metres of modern infill office.

The Locomotive Workshop is of high heritage significance and as such it is intended to preserve and celebrate the building fabric, its collections and blacksmith activity to create an industry leading example of adaptive reuse and heritage interpretation.

Construction is progressing well, with The Eveleigh Works blacksmith, Top Education and Bodyfit Gym tenancies completed and open to the public. The building is 86% pre-leased (including Heads of Agreement), and practical completion is expected during the second half of FY21.

Summary Information

VALUATION AT 31 DECEMBER 2020	\$117.3m ¹
EXPECTED DEVELOPMENT VALUE ON COMPLETION	\$421m
ACQUISITION DATE	Apr-16
TARGET COMPLETION	FY21
OWNERSHIP	100% Mirvac

1. This balance represents a 50% interest. During the period 50% of this asset was reclassified from Investment Property to Inventory.

Investment Property Under Construction

Office

80 ANN STREET

BRISBANE, QLD



80 Ann Street, recently named by the anchor tenant, Suncorp, as Heritage Lanes, is a 35 level, approximately 60,000 square metre premium office building in Brisbane's CBD with dual frontage to Turbot and Ann Street. The building's design provides a number of breathable spaces throughout to take advantage of the local climate and also pays homage to the old Brisbane Produce Exchange which was located on the site until the mid-1900s. This is reflected in the heritage façade fronting Turbot Street and the marketplace experience being created on the ground plane which extends through to the main lobby on Level 1. Designed by Woods Bagot Architects, the building is targeting WELL Gold Shell and Core and 6 Star Green Star as built ratings. International Work Group (IWG) join Suncorp to take over 6,000 square metres to operate under their Spaces banner, taking the building to 73% pre-leased. The remaining 15,000 square metres of office space is made up of flexible floorplates of up to 2,200 square metres.

Summary Information

VALUATION AT 31 DECEMBER 2020	\$153.8m ¹
EXPECTED DEVELOPMENT VALUE ON COMPLETION	\$856m ²
ACQUISITION DATE	Jul-18
TARGET COMPLETION	FY22
OWNERSHIP	50% Mirvac, 50% M&G Real Estate

1. Book value represents Mirvac ownership.

2. Represents 100% of expected development end value, based on cap rate sold-down.

Investment Property Office

8 CHIFLEY SQUARE SYDNEY, NSW



8 Chifley brings to life the vision of the internationally renowned Richard Rogers of Rogers Stirk Harbour + Partners together with the Lippmann Partnership. A building for a changing world, this iconic tower pioneers the vertical village concept in Australia, delivering a flexible platform designed to support connectivity, collaboration and flexibility for its tenants. With a commitment to delivering exceptional environmental performance and sustainability, 8 Chifley has been awarded a 6 Star Green Star Office Design v2 certified rating, which represents World Leadership in environmental sustainability practices and has achieved a 5 Star NABERS Energy rating.

Summary Information

GRADE	Premium
NABERS RATING	5.0 Star
OWNERSHIP	50% Mirvac, 50% Keppel REIT
NLA	19,347 SQM
CAR SPACES	28
ACQUISITION DATE	Dec-13
LAST EXTERNAL VALUATION DATE	31-Dec-20
VALUATION AT 31 DECEMBER 2020	\$232.5m ¹
VALUER	CBRE
CAPITALISATION RATE	4.88%
DISCOUNT RATE	6.00%
GROSS OFFICE RENT	\$1,707/SQM

Major Tenants	NLA SQM	Lease Expiry
Corrs Support Services	8,080	Sep-25
Quantum Group	7,940	Sep-21

Lease Expiry Profile % Income

VACANCY	0.0%
2H21	0.0%
FY22	40.2%
FY23	0.0%
FY24	16.7%
FY25	2.5%
FY26+	40.6%
WALE	2.9 YEARS

1. Book value represents Mirvac's ownership.

Investment Property Office

DAVID MALCOLM JUSTICE CENTRE, 28 BARRACK STREET PERTH, WA



Developed by Mirvac and completed in late 2015, the David Malcolm Justice Centre (previously Treasury Building) is a 33 level office tower, which fronts on to Barrack Street and is immediately south of Town Hall. The property offers a vaulted multi-storey ground floor lobby, column-free floor plates and views of the Swan River above Level 4. The office tower received a 5 Star Green Star Design rating, a 6 Star Green Star Performance rating and has achieved a 5 Star NABERS Energy rating.

Summary Information

GRADE	Premium
NABERS RATING	5.0 Star
OWNERSHIP	50% Mirvac, 50% Keppel REIT
NLA	31,881 SQM
CAR SPACES	200
ACQUISITION DATE	Sep-15
LAST EXTERNAL VALUATION DATE	31-Dec-20
VALUATION AT 31 DECEMBER 2020	\$240.0m ¹
VALUER	Savills
CAPITALISATION RATE	5.25%
DISCOUNT RATE	6.75%
GROSS OFFICE RENT	\$969/SQM

Major Tenants	NLA SQM	Lease Expiry
Minister for Works	30,588	Nov-40

Lease Expiry Profile % Income

VACANCY	0.0%
2H21	0.5%
FY22	0.0%
FY23	0.0%
FY24	0.3%
FY25	0.0%
FY26+	99.2%
WALE	20.2 YEARS

1. Book value represents Mirvac's ownership.

For personal use only


Industrial

Calibre, Sydney

Comprising 8% of Mirvac's property portfolio, the industrial portfolio is 99.7% occupied with a weighted average lease expiry of 7.3 years.

Industrial

Geographic Diversification¹



	PROPERTY	LOCATION	NLA	% OF INDUSTRIAL PORTFOLIO BOOK VALUE	VALUATION AT 31 DECEMBER 2020 ²
1	CALIBRE ESTATE (BUILDINGS 1-5), 60 WALLGROVE ROAD	EASTERN CREEK, NSW	110,276 SQM	13.4%	\$132.5m
2	HOXTON DISTRIBUTION PARK	HOXTON PARK, NSW	139,607 SQM	18.6%	\$184.4m
3	8 BRABHAM DRIVE	HUNTINGWOOD, NSW	6,249 SQM	2.6%	\$25.5m
4	36 GOW STREET	PADSTOW, NSW	20,389 SQM	3.7%	\$36.3m
5	NEXUS INDUSTRY PARK (BUILDINGS 1-5), LYN PARADE	PRESTONS, NSW	75,774 SQM	17.9%	\$177.7m
6	274 VICTORIA ROAD	RYDALMERE, NSW	22,734 SQM	5.8%	\$57.8m
7	34-38 ANZAC AVENUE	SMEATON GRANGE, NSW	22,062 SQM	3.6%	\$35.7m
8	1-47 PERCIVAL ROAD	SMITHFIELD, NSW	22,545 SQM	4.9%	\$48.5m
9	39 BRITTON STREET	SMITHFIELD, NSW	13,390 SQM	2.4%	\$23.4m
10	39 HERBERT STREET	ST LEONARDS, NSW	36,296 SQM	20.5%	\$203.9m
INDUSTRIAL INVESTMENT PROPERTIES TOTAL			469,322 SQM	100%³	\$991.6m³
INDUSTRIAL TOTAL			469,322 SQM	100%³	\$991.6m³
WEIGHTED AVERAGE LEASE EXPIRY (BY INCOME)					7.3 YEARS
OCCUPANCY % (BY AREA)					99.7%

1. By book value excluding assets held in funds.

2. Book values represent Mirvac's ownership.

3. This total value includes 271 Lane Cove Road, North Ryde, valued at \$38.6m, and land at Kemps Creek, valued at \$27.3m, which are being held for development. These properties are excluded from all other metrics. Subject to rounding.

Investment Property

Industrial

CALIBRE ESTATE (BUILDINGS 1-5), 60 WALLGROVE ROAD EASTERN CREEK, NSW



Calibre Industrial Estate is located in Eastern Creek, NSW, approximately 40 kilometres west of the Sydney CBD and Sydney Airport. The site is positioned on the north western corner of the M4 and M7 motorway intersection with an exclusive signalised intersection on Wallgrove Road providing excellent access to the site. The estate comprises of five modern freestanding warehouse buildings that are fully leased.

Summary Information

OWNERSHIP	50% Mirvac, 50% MILP
NLA	110,276 SQM
CAR SPACES	559
ACQUISITION DATE	Dec-16
LAST EXTERNAL VALUATION DATE	30-Jun-20
VALUATION AT 31 DECEMBER 2020	\$132.5m ¹
VALUER	Directors Valuation
CAPITALISATION RATE	5.02%
DISCOUNT RATE	6.25%

Major Tenants	NLA SQM	Lease Expiry
Sheldon & Hammond	31,221	Jun-28
ACFS Logistics	21,718	Jan-24

Lease Expiry Profile % Income

VACANCY	0.0%
2H21	0.0%
FY22	0.0%
FY23	38.1%
FY24	21.2%
FY25	0.0%
FY26+	40.7%
WALE	4.2 YEARS

1. Book value represents Mirvac's ownership.

Investment Property

Industrial

HOXTON DISTRIBUTION PARK

HOXTON PARK, NSW



Hoxton Distribution Park is one of Australia's largest industrial developments, located approximately 35 kilometres south-west of Sydney with excellent access to Port Botany in Sydney's south. It comprises two state-of-the-art facilities that benefit from close proximity to the M7 Westlink Motorway, a major interchange, facilitating north and south bound access to Sydney's orbital network. Both facilities are 100% leased to Woolworths Limited.

Summary Information

OWNERSHIP	50% Mirvac, 50% JP Morgan
NLA	139,607 SQM
CAR SPACES	787
ACQUISITION DATE	Jul-10
LAST EXTERNAL VALUATION DATE	31-Dec-19
VALUATION AT 31 DECEMBER 2020	\$184.4m ¹
VALUER	Directors Valuation
CAPITALISATION RATE	4.84%
DISCOUNT RATE	6.50%

Major Tenants	NLA SQM	Lease Expiry
Woolworths	88,914	Feb-37
Woolworths	50,693	Jan-32

Lease Expiry Profile % Income

VACANCY	0.0%
2H21	0.0%
FY22	0.0%
FY23	0.0%
FY24	0.0%
FY25	0.0%
FY26+	100.0%
WALE	14.3 YEARS

1. Book value represents Mirvac's ownership.

Investment Property

Industrial

8 BRABHAM DRIVE HUNTINGWOOD, NSW



8 Brabham Drive is an A-grade industrial logistics facility designed as a cross-dock incorporating a high clearance, column-free warehouse. On a long-term lease to specialist logistics operator BagTrans, it also features over one hectare of heavy duty, concrete hard stand areas, as well as a truck washing facility.

Summary Information

OWNERSHIP	100%
NLA	6,249 SQM
CAR SPACES	83
ACQUISITION DATE	Jan-15
LAST EXTERNAL VALUATION DATE	31-Dec-19
VALUATION AT 31 DECEMBER 2020	\$25.5m
VALUER	Directors Valuation
CAPITALISATION RATE	5.75%
DISCOUNT RATE	6.75%

Major Tenants	NLA SQM	Lease Expiry
BagTrans	6,249	Apr-24

Lease Expiry Profile % Income

VACANCY	0.0%
2H21	0.0%
FY22	0.0%
FY23	0.0%
FY24	100.0%
FY25	0.0%
FY26+	0.0%
WALE	3.3 YEARS

Investment Property

Industrial

36 GOW STREET PADSTOW, NSW



36 Gow Street is a modern high clearance warehouse with high quality offices and located near the M5 Motorway, providing quick and easy access to Port Botany and the Sydney CBD.

Summary Information

OWNERSHIP	100%
NLA	20,389 SQM
CAR SPACES	161
ACQUISITION DATE	Feb-17
LAST EXTERNAL VALUATION DATE	30-Jun-19
VALUATION AT 31 DECEMBER 2020	\$36.3m
VALUER	Directors Valuation
CAPITALISATION RATE	6.00%
DISCOUNT RATE	7.00%

Major Tenants	NLA SQM	Lease Expiry
WSI Logistics	20,389	Aug-30

Lease Expiry Profile % Income

VACANCY	0.0%
2H21	0.0%
FY22	0.0%
FY23	0.0%
FY24	0.0%
FY25	0.0%
FY26+	100.0%
WALE	9.7 YEARS

Investment Property

Industrial

NEXUS INDUSTRY PARK (BUILDINGS 1-5), LYN PARADE PRESTONS, NSW



Nexus Industry Park comprises a multi-building industrial estate consisting of five modern A grade, freestanding buildings with generous hardstands and is located on the western alignment of Lyn Parade within the established industrial precinct of Prestons, approximately 40 kilometres south-west of the Sydney CBD.

Summary Information

OWNERSHIP	100%
NLA	75,774 SQM
CAR SPACES	604
ACQUISITION DATE	Aug-04
LAST EXTERNAL VALUATION DATE	31-Dec-20
VALUATION AT 31 DECEMBER 2020	\$177.7m
VALUER	Knight Frank
CAPITALISATION RATE	5.06%
DISCOUNT RATE	6.20%

Major Tenants	NLA SQM	Lease Expiry
Legrand Australia	23,356	Oct-28
De'Longhi	17,250	Feb-24

Lease Expiry Profile % Income

VACANCY	0.0%
2H21	0.0%
FY22	12.5%
FY23	0.0%
FY24	21.0%
FY25	0.0%
FY26+	66.5%
WALE	5.7 YEARS

Investment Property

Industrial

274 VICTORIA ROAD RYDALMERE, NSW



274 Victoria Road is an industrial facility located two kilometres north-east of the Parramatta CBD, in close proximity to several major roads, including James Ruse Drive, the M4 Motorway, the Cumberland Highway and Parramatta Road.

Summary Information

OWNERSHIP	100%
NLA	22,734 SQM
CAR SPACES	301
ACQUISITION DATE	Jul-16
LAST EXTERNAL VALUATION DATE	30-Jun-20
VALUATION AT 31 DECEMBER 2020	\$57.8m
VALUER	Directors Valuation
CAPITALISATION RATE	5.00%
DISCOUNT RATE	6.50%

Major Tenants	NLA SQM	Lease Expiry
Thales Australia	22,734	Nov-32

Lease Expiry Profile % Income

VACANCY	0.0%
2H21	0.0%
FY22	0.0%
FY23	0.0%
FY24	0.0%
FY25	0.0%
FY26+	100.0%
WALE	11.9 YEARS

Investment Property

Industrial

34-38 ANZAC AVENUE SMEATON GRANGE, NSW



Located at Smeaton Grange in Sydney's south-western growth corridor, this facility was constructed in 2008 into a multi-unit industrial estate and subdivided into six high-clearance units, combined with high quality office space. The estate is easily accessible from the Federal Highway and close to the M5/M7 junction.

Summary Information

OWNERSHIP	100%
NLA	22,062 SQM
CAR SPACES	183
ACQUISITION DATE	Jan-15
LAST EXTERNAL VALUATION DATE	31-Dec-20
VALUATION AT 31 DECEMBER 2020	\$35.7m
VALUER	JLL
CAPITALISATION RATE	5.75%
DISCOUNT RATE	6.50%

Major Tenants	NLA SQM	Lease Expiry
Hurford Wholesale Pty Ltd	7,356	Apr-25
Unistrut Australia Pty Ltd	3,697	Dec-21


Lease Expiry Profile % Income

VACANCY	0.0%
2H21	0.0%
FY22	35.0%
FY23	16.1%
FY24	16.2%
FY25	32.7%
FY26+	0.0%
WALE	2.7 YEARS

Investment Property

Industrial

1-47 PERCIVAL ROAD SMITHFIELD, NSW



1-47 Percival Street is an industrial development comprising multiple warehouses leased to three key tenants which fronts the Cumberland Highway at Smithfield with direct access to the M4 Motorway.

Summary Information

OWNERSHIP	100%
NLA	22,545 SQM
CAR SPACES	275
ACQUISITION DATE	Nov-02
LAST EXTERNAL VALUATION DATE	31-Dec-20
VALUATION AT 31 DECEMBER 2020	\$48.5m
VALUER	Colliers
CAPITALISATION RATE	5.00%
DISCOUNT RATE	6.50%

Major Tenants	NLA SQM	Lease Expiry
Vulcan Steel Pty Ltd	12,115	Jun-34
Clark Equipment Sales	5,437	Feb-24

Lease Expiry Profile % Income

VACANCY	0.0%
2H21	0.0%
FY22	0.0%
FY23	0.0%
FY24	20.6%
FY25	24.7%
FY26+	54.7%
WALE	8.9 YEARS

Investment Property

Industrial

39 BRITTON STREET SMITHFIELD, NSW



Developed in 1998, 39 Britton Street is a high clearance standalone warehouse with six loading docks and six on-grade roller doors plus an adjoining two-storey office and amenities block. The property is well positioned to major infrastructure, being approximately one kilometre from the Cumberland Highway and five kilometres to the M4 Motorway providing easy access to Port Botany and the Sydney CBD.

Summary Information

OWNERSHIP	100%
NLA	13,390 SQM
CAR SPACES	35
ACQUISITION DATE	Jan-15
LAST EXTERNAL VALUATION DATE	30-Jun-19
VALUATION AT 31 DECEMBER 2020	\$23.4m
VALUER	Directors Valuation
CAPITALISATION RATE	6.25%
DISCOUNT RATE	7.25%

Major Tenants	NLA SQM	Lease Expiry
Snack Brands	13,390	Jan-21

Lease Expiry Profile % Income

VACANCY	0.0%
2H21	100.0%
FY22	0.0%
FY23	0.0%
FY24	0.0%
FY25	0.0%
FY26+	0.0%
WALE	0.1 YEARS

Investment Property

Industrial

39 HERBERT STREET ST LEONARDS, NSW



39 Herbert Street is a high quality 3.7 hectare business park on Sydney's lower North Shore, located three kilometres from North Sydney CBD, six kilometres from the Sydney CBD in close proximity to St Leonards train station. It comprises two commercial buildings, 21 industrial/warehouse/office units as well as a childcare centre and a multi-storey carpark.

Summary Information

OWNERSHIP	100%
NLA	36,296 SQM
CAR SPACES	615
ACQUISITION DATE	Jan-15
LAST EXTERNAL VALUATION DATE	30-Jun-20
VALUATION AT 31 DECEMBER 2020	\$203.9m
VALUER	Directors Valuation
CAPITALISATION RATE	5.78%
DISCOUNT RATE	7.00%

Major Tenants	NLA SQM	Lease Expiry
Interactive	12,235	Nov-30
Arrow ECS	2,785	Jun-24

Lease Expiry Profile % Income

VACANCY	3.2%
2H21	0.1%
FY22	7.7%
FY23	4.3%
FY24	15.1%
FY25	4.0%
FY26+	65.6%
WALE	6.3 YEARS

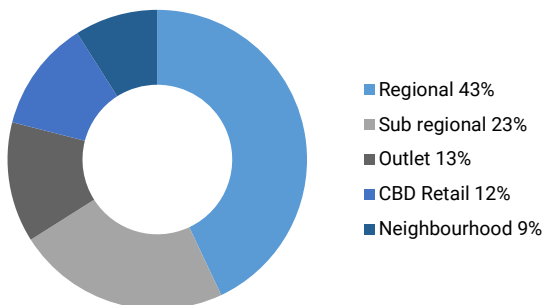


Orion Springfield Central, Brisbane

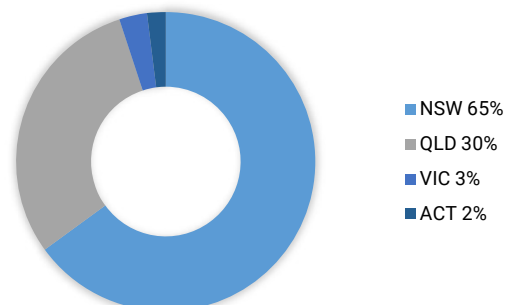
Comprising 27% of Mirvac's property portfolio, the retail portfolio is 98.4% occupied with 65% of the portfolio located in metropolitan Sydney.

Retail

Grade Diversification¹



Geographic Diversification¹



PROPERTY	LOCATION	GLA	% OF RETAIL PORTFOLIO BOOK VALUE	CENTRE MAT ²	VALUATION AT 31 DECEMBER 2020 ³
1 BIRKENHEAD POINT BRAND OUTLET	DRUMMOYNE, NSW	33,243 SQM	12.4%	\$247.6m	\$389.8m
2 BROADWAY SYDNEY	GLEBE, NSW	52,597 SQM	13.7%	\$568.3m	\$428.0m
3 CHERRYBROOK VILLAGE	CHERRYBROOK, NSW	9,764 SQM	3.0%	\$119.5m	\$93.0m
4 EAST VILLAGE	ZETLAND, NSW	32,941 SQM	9.6%	\$157.8m	\$300.0m
5 GREENWOOD PLAZA	NORTH SYDNEY, NSW	9,058 SQM	3.2%	\$43.7m	\$100.0m
6 HARBOURSIDE	SYDNEY, NSW	20,497 SQM	6.4%	\$67.4m	\$200.0m
7 METCENTRE	SYDNEY, NSW	6,407 SQM	2.2%	\$36.9m	\$70.0m
8 RHODES WATERSIDE	RHODES, NSW	34,907 SQM	5.6%	\$198.9m	\$175.0m
9 SOUTH VILLAGE SHOPPING CENTRE	KIRRAWEE, NSW	14,243 SQM	3.2%	\$118.7m	\$100.0m
10 STANHOPE VILLAGE	STANHOPE GARDENS, NSW	17,979 SQM	4.4%	\$178.1m	\$139.0m
11 TRAMSHEDS SYDNEY	HAROLD PARK, NSW	5,953 SQM	1.1%	\$50.6m	\$34.0m
12 KAWANA SHOPPINGWORLD	BUDDINA, QLD	45,377 SQM	6.1%	\$315.2m	\$191.0m
13 ORION SPRINGFIELD CENTRAL	SPRINGFIELD, QLD	71,261 SQM	14.0%	\$431.3m	\$438.7m
14 TOOMBUL	NUNDAH, QLD	46,496 SQM	9.7%	\$238.0m	\$302.0m
15 MOONEE PONDS CENTRAL	MOONEE PONDS, VIC	18,987 SQM	3.2%	\$146.4m	\$100.0m
16 COOLEMAN COURT	WESTON, ACT	10,693 SQM	2.2%	\$127.1m	\$68.0m
RETAIL INVESTMENT PROPERTIES TOTAL		430,403 SQM	100.0%		\$3,128.5m
RETAIL TOTAL		430,403 SQM			\$3,128.5m
WEIGHTED AVERAGE LEASE EXPIRY (BY INCOME)					3.7 YEARS
OCCUPANCY % (BY AREA)					98.4%

1. By book value.

2. 12 months to 31 December 2020, in accordance with SCCA guidelines.

3. Book values represent Mirvac's ownership. Total portfolio value excludes the gross up of lease liabilities under AASB 16. Subject to rounding.

Investment Property

Retail

BIRKENHEAD POINT BRAND OUTLET

DRUMMOYNE, NSW



Birkenhead Point Brand Outlet is situated five kilometres from the Sydney CBD on a prime 3.7-hectare waterfront site. The asset incorporates a premium outlet centre complemented by a convenience-based retail offering anchored by Coles and ALDI, with approximately 150 specialty tenancies. The centre features a range of quality brands including Armani, Bally, Coach, Michael Kors, Nike, Polo Ralph Lauren and Peter's of Kensington. The centre also incorporates 3,500 square metres of commercial office suites and a marina comprising approximately 200 berths.

Summary Information

CLASSIFICATION	OUTLET CENTRE
OWNERSHIP	100%
GLA	33,243 SQM
CAR SPACES	1,351
ACQUISITION DATE	Dec-14
LAST EXTERNAL VALUATION DATE	30-Jun-20
VALUATION AT 31 DECEMBER 2020	\$389.8m ¹
VALUER	Directors Valuation
CAPITALISATION RATE	5.50% ²
DISCOUNT RATE	7.00% ²
CENTRE MAT	\$247.6m
SPECIALTY OCCUPANCY COSTS	14.6% ³
SPECIALTY SALES	\$8,671/sqm ⁴

Major Tenants	GLA SQM	Lease Expiry
Coles	2,692	Nov-26
Spotlight	1,796	Sep-20 ⁵
ALDI	1,448	Nov-25
Peter's of Kensington	1,132	Jan-23

Lease Expiry Profile % Income

VACANCY	0.7%
2H21	21.6%
FY22	20.5%
FY23	24.6%
FY24	14.0%
FY25	7.6%
FY26+	11.0%
WALE	2.1 YEARS

1. Includes Marina operating business (owned by Mirvac Limited) and nearby property 64 Roseby St, Drummoyne.

2. Relates to retail component only.

3. Includes contracted COVID-19 tenant support.

4. In line with SCCA guidelines, adjusted for tenant closures during COVID-19 impacted period.

5. Exercised option.

Investment Property

Retail

BROADWAY SYDNEY

GLEBE, NSW



This dominant centre is located on the fringe of the Sydney CBD and services the densely populated and growing catchment of Sydney's inner city and inner west. The centre is anchored by Coles, Kmart, Target, Hoyts, ALDI, Apple, H&M, LEGO, Mecca, Sephora and approximately 130 specialty stores. Broadway Sydney was ranked "Number 1" in Australia, six years in a row (2013-2018), in Shopping Centre News Big Guns Awards for annual turnover per square metre.

Summary Information

CLASSIFICATION	REGIONAL
OWNERSHIP	50% Mirvac, 50% Perron
GLA	52,597 SQM
CAR SPACES	1,665
ACQUISITION DATE	Jan-07
LAST EXTERNAL VALUATION DATE	31-Dec-20
VALUATION AT 31 DECEMBER 2020	\$428.0m ¹
VALUER	Colliers International
CAPITALISATION RATE	4.75% ²
DISCOUNT RATE	6.25% ²
CENTRE MAT	\$568.3m
SPECIALTY OCCUPANCY COSTS	20.1% ³
SPECIALTY SALES	\$12,258/sqm ⁴

Major Tenants	GLA SQM	Lease Expiry
Kmart	7,394	Mar-23
Hoyts	4,857	Jul-28
Target	4,721	Apr-27
Coles	4,122	Jul-24
H&M	2,475	Aug-31

Lease Expiry Profile % Income

VACANCY	1.3%
2H21	22.7%
FY22	14.0%
FY23	16.9%
FY24	10.3%
FY25	11.8%
FY26+	23.0%
WALE	2.9 YEARS

1. Book value represents Mirvac's ownership. Also includes adjoining properties 52-60 Francis St, Glebe; 80 Bay Street, Ultimo and 1-3 Smail Street, Ultimo.

2. Relates to retail component only.

3. Includes contracted COVID-19 tenant support.

4. In line with SCCA guidelines, adjusted for tenant closures during COVID-19 impacted period.

Investment Property

Retail

CHERRYBROOK VILLAGE

CHERRYBROOK, NSW



Located in north-west Sydney, Cherrybrook Village was constructed in 1989 and was extensively refurbished and expanded in 2004. Significant remixing and car park works were undertaken in 2018 to improve customer convenience and amenity. This single level neighbourhood centre is anchored by a Woolworths supermarket, in addition to 55 specialty tenancies, including a strong fresh food precinct.

Summary Information

CLASSIFICATION	NEIGHBOURHOOD
OWNERSHIP	100%
GLA	9,764 SQM
CAR SPACES	441
ACQUISITION DATE	Dec-09
LAST EXTERNAL VALUATION DATE	30-Jun-20
VALUATION AT 31 DECEMBER 2020	\$93.0m
VALUER	Directors Valuation
CAPITALISATION RATE	6.00%
DISCOUNT RATE	7.00%
CENTRE MAT	\$119.5m
SPECIALTY OCCUPANCY COSTS	12.7% ¹
SPECIALTY SALES	\$10,028/sqm ²

Major Tenants	GLA SQM	Lease Expiry
Woolworths	3,832	Mar-25
Martelli's Fruit Market	682	Aug-22

Lease Expiry Profile % Income

VACANCY	0.0%
2H21	11.9%
FY22	12.0%
FY23	13.3%
FY24	14.2%
FY25	20.8%
FY26+	27.8%
WALE	3.4 YEARS

1. Includes contracted COVID-19 tenant support.

2. In line with SCCA guidelines, adjusted for tenant closures during COVID-19 impacted period.

Investment Property

Retail

EAST VILLAGE

ZETLAND, NSW



East Village is an award-winning mixed-use retail centre that opened in October 2014, located three kilometres south of the Sydney CBD in the rapidly densifying urban renewal area of Zetland. The centre is strongly anchored by Coles, an Audi Service Centre and Virgin Active Health Club with over 50 specialty stores. The centre ranked "Number 1" in Australia, in Shopping Centre News Little Guns Awards for annual turnover per square metre, five years in a row (2016-2020) and is set to benefit from strong forecast population growth in its catchment.

Summary Information

CLASSIFICATION	SUB REGIONAL
OWNERSHIP	100%
GLA	32,941 SQM
CAR SPACES	671
ACQUISITION DATE	Jul 16 (49.9%) Aug 17 (50.1%)
LAST EXTERNAL VALUATION DATE	31-Dec-20
VALUATION AT 31 DECEMBER 2020	\$300.0m
VALUER	Colliers International
CAPITALISATION RATE	5.25%
DISCOUNT RATE	7.00%
CENTRE MAT	\$157.8m
SPECIALTY OCCUPANCY COSTS	14.1% ¹
SPECIALTY SALES	\$9,652/sqm ²

Major Tenants	GLA SQM	Lease Expiry
Audi	13,172	Oct-34
Virgin Active	4,835	Nov-34
Coles	4,015	Oct-34
East Phoenix	1,280	Dec-26
Montessori Academy	1,173	Dec-26

Lease Expiry Profile % Income

VACANCY	0.7%
2H21	3.7%
FY22	16.4%
FY23	6.7%
FY24	0.0%
FY25	16.5%
FY26+	56.0%
WALE	6.3 YEARS

1. Includes contracted COVID-19 tenant support.

2. In line with SCCA guidelines, adjusted for tenant closures during COVID-19 impacted period.

Investment Property Retail

GREENWOOD PLAZA

NORTH SYDNEY, NSW



Greenwood Plaza is a three-level centre at the base of Mirvac's iconic 101-103 Miller Street office tower, providing a major pedestrian thoroughfare to the busy North Sydney train station. The asset services the growing North Sydney CBD and comprises over 90 specialty retail and service outlets, including Romeo's IGA.

Summary Information

CLASSIFICATION	CBD RETAIL
OWNERSHIP	50% Mirvac, 50% Nuveen
GLA	9,058 SQM
CAR SPACES	347
ACQUISITION DATE	Jun-94
LAST EXTERNAL VALUATION DATE	30-Jun-20
VALUATION AT 31 DECEMBER 2020	\$100.0m ¹
VALUER	Directors Valuation
CAPITALISATION RATE	5.75%
DISCOUNT RATE	7.00%
CENTRE MAT	\$43.7m
SPECIALTY OCCUPANCY COSTS	39.3% ²
SPECIALTY SALES	\$6,001/sqm ³

Major Tenants	GLA SQM	Lease Expiry
Greenwood Hotel	856	Jan-26
IGA Romeo's	864	Feb-31

Lease Expiry Profile % Income

VACANCY	6.8%
2H21	15.3%
FY22	6.0%
FY23	26.0%
FY24	18.4%
FY25	10.2%
FY26+	17.3%
WALE	2.8 YEARS

1. Book value represents Mirvac's ownership and includes the 101-103 Miller St car park.

2. Includes contracted COVID-19 tenant support.


3. In line with SCCA guidelines, adjusted for tenant closures during COVID-19 impacted period.

Investment Property

Retail

HARBOURSIDE

SYDNEY, NSW



Harbourside is a CBD retail centre which stretches over 240 metres of water frontage within Sydney's iconic Darling Harbour. Situated over three levels, the centre is predominantly focused on food catering/restaurants and entertainment. Harbourside is well-positioned to benefit from the multi-billion dollar urban regeneration of Darling Harbour which includes major residential, commercial, hotel and convention centre developments in addition to upgraded public spaces.

Summary Information

CLASSIFICATION	CBD RETAIL
OWNERSHIP	100%
GLA	20,497 SQM
CAR SPACES	-
ACQUISITION DATE	Jan-14
LAST EXTERNAL VALUATION DATE	31-Dec-20
VALUATION AT 31 DECEMBER 2020	\$200.0m
VALUER	Savills
CAPITALISATION RATE	6.00%
DISCOUNT RATE	6.75%
CENTRE MAT	\$67.4m
SPECIALTY OCCUPANCY COSTS	41.8% ¹
SPECIALTY SALES	\$4,796/sqm ²

Major Tenants	GLA SQM	Lease Expiry
Kingpin	3,341	Sep-22
Hard Rock Café	1,365	Oct-21
Cyren	1,138	Sep-27

Lease Expiry Profile % Income

VACANCY	3.7%
2H21	7.4%
FY22	19.8%
FY23	24.2%
FY24	13.7%
FY25	9.8%
FY26+	21.4%
WALE	2.8 YEARS

1. Includes contracted COVID-19 tenant support.


2. In line with SCCA guidelines, adjusted for tenant closures during COVID-19 impacted period.

Investment Property

Retail

METCENTRE

SYDNEY, NSW



MetCentre is located at the base of 60 Margaret Street in Sydney and adjoins Wynyard train station, providing a major pedestrian thoroughfare for many CBD workers and visitors. The Centre has excellent exposure to George Street, as well as entrances on Margaret and Jamison Streets and is well positioned to benefit from the light rail project. The centre is anchored by a Woolworths supermarket and comprises approximately 75 specialty stores, including a significant food offering.

Summary Information

CLASSIFICATION	CBD RETAIL
OWNERSHIP	50% Mirvac, 50% Blackstone
GLA	6,407 SQM
CAR SPACES	-
ACQUISITION DATE	Aug-98
LAST EXTERNAL VALUATION DATE	31-Dec-20
VALUATION AT 31 DECEMBER 2020	\$70.0m ¹
VALUER	Cushman & Wakefield
CAPITALISATION RATE	5.75%
DISCOUNT RATE	7.00%
CENTRE MAT	\$36.9m
SPECIALTY OCCUPANCY COSTS	46.5% ²
SPECIALTY SALES	\$5,833/sqm ³

Major Tenants	GLA SQM	Lease Expiry
Woolworths	1,486	Aug-29

Lease Expiry Profile % Income

VACANCY	9.7%
2H21	19.8%
FY22	17.7%
FY23	6.8%
FY24	11.4%
FY25	11.4%
FY26+	23.2%
WALE	2.7 YEARS

1. Book value represents Mirvac's ownership.

2. Includes contracted COVID-19 tenant support.

3. In line with SCCA guidelines, adjusted for tenant closures during COVID-19 impacted period.

Investment Property

Retail

RHODES WATERSIDE

RHODES, NSW



Rhodes Waterside is co-located with IKEA in the significant Rhodes residential and office precinct. Major retailers include Coles, ALDI, Target⁴, Bing Lee and Reading Cinemas in addition to over 100 specialty stores. The centre features a strong dining offering and has seen significant growth through population growth, remixing and customer-focussed initiatives.

Summary Information

CLASSIFICATION	REGIONAL
OWNERSHIP	50% Mirvac, 50% Perron
GLA	34,907 SQM
CAR SPACES	2,414
ACQUISITION DATE	Jan-07
LAST EXTERNAL VALUATION DATE	30-Jun-20
VALUATION AT 31 DECEMBER 2020	\$175.0m ¹
VALUER	Directors Valuation
CAPITALISATION RATE	5.50%
DISCOUNT RATE	6.75%
CENTRE MAT	\$198.9m
SPECIALTY OCCUPANCY COSTS	21.3% ²
SPECIALTY SALES	\$7,883/sqm ³

Major Tenants	GLA SQM	Lease Expiry
Reading Cinemas	4,122	Mar-30
Target ⁴	3,795	Nov-24
Coles	3,497	Dec-19 ⁵
ALDI	1,597	Jul-33
Bing Lee	1,022	Feb-25

Lease Expiry Profile % Income

VACANCY	2.3%
2H21	26.6%
FY22	12.9%
FY23	16.6%
FY24	9.8%
FY25	13.4%
FY26+	18.4%
WALE	2.7 YEARS

1. Book value represents Mirvac's ownership.

2. Includes contracted COVID-19 tenant support.

3. In line with SCCA guidelines, adjusted for tenant closures during COVID-19 impacted period.

4. Target will be converting to Kmart in early 2021

5. Exercised 10 year option and have recently refurbished the store.

Investment Property

Retail

SOUTH VILLAGE SHOPPING CENTRE

KIRRAWEE, NSW



A newly developed neighbourhood centre as part of a broader mixed-use project incorporating approximately 750 residential apartments and a significant public park. The centre is located in Kirrawee, 25 kilometres south of Sydney, and is serviced by nearby public transport and the Princes Highway. The centre is anchored by Coles and ALDI, with other key uses including dining, fresh food and services, with over 30 specialty stores.

Summary Information

CLASSIFICATION	NEIGHBOURHOOD
OWNERSHIP	100%
GLA	14,243 SQM
CAR SPACES	671
ACQUISITION DATE	Oct 16 (50%) Jun 17 (50%)
LAST EXTERNAL VALUATION DATE	31-Jul-20
VALUATION AT 31 DECEMBER 2020	\$100.0m
VALUER	Directors Valuation
CAPITALISATION RATE	5.75%
DISCOUNT RATE	7.00%
CENTRE MAT	\$118.7m
SPECIALTY OCCUPANCY COSTS	12.1% ¹
SPECIALTY SALES	\$8,057/sqm ²

Major Tenants	GLA SQM	Lease Expiry
Coles	4,501	Nov-38
ALDI	1,518	Nov-28

Lease Expiry Profile % Income

VACANCY	3.8%
2H21	1.3%
FY22	1.0%
FY23	0.0%
FY24	10.4%
FY25	3.1%
FY26+	80.4%
WALE	9.6 YEARS

1. Includes contracted COVID-19 tenant support.

2. In line with SCCA guidelines, adjusted for tenant closures during COVID-19 impacted period.

Investment Property

Retail

STANHOPE VILLAGE

STANHOPE GARDENS, NSW



Developed by Mirvac in the rapidly growing north-west corridor of Sydney, Stanhope Village is conveniently situated adjacent to the area's busy leisure centre and pool facility. Stanhope Village was expanded in 2015 and is anchored by Coles, Kmart and ALDI with approximately 75 specialty stores.

Summary Information

CLASSIFICATION	SUB REGIONAL
OWNERSHIP	100%
GLA	17,979 SQM
CAR SPACES	736
ACQUISITION DATE	Nov-03
LAST EXTERNAL VALUATION DATE	30-Jun-20
VALUATION AT 31 DECEMBER 2020	\$139.0m
VALUER	Directors Valuation
CAPITALISATION RATE	5.75%
DISCOUNT RATE	7.00%
CENTRE MAT	\$178.1m
SPECIALTY OCCUPANCY COSTS	11.1% ¹
SPECIALTY SALES	\$10,157/sqm ²

Major Tenants	GLA SQM	Lease Expiry
Kmart	5,060	Mar-22
Coles	3,500	Nov-28
ALDI	1,329	Aug-28

Lease Expiry Profile % Income

VACANCY	2.2%
2H21	7.9%
FY22	30.4%
FY23	9.1%
FY24	10.5%
FY25	10.7%
FY26+	29.2%
WALE	3.2 YEARS

1. Includes contracted COVID-19 tenant support.

2. In line with SCCA guidelines, adjusted for tenant closures during COVID-19 impacted period.

Investment Property

Retail

TRAMSHEDS SYDNEY

HAROLD PARK, NSW



Tramsheds Sydney is an iconic restoration and reimagining of the historic former tram depot at Harold Park in Sydney's inner-west. Supported by an affluent urban catchment, including residents of the 1,300 new dwellings within Mirvac's Harold Park residential development, Tramsheds Sydney offers an eclectic mix of reputable Sydney eateries, in addition to a local supermarket and services in a bespoke heritage setting.

Summary Information

CLASSIFICATION	NEIGHBOURHOOD
OWNERSHIP	100%
GLA	5,953 SQM
CAR SPACES	141
ACQUISITION DATE	Oct-15
LAST EXTERNAL VALUATION DATE	31-Dec-20
VALUATION AT 31 DECEMBER 2020	\$34.0m
VALUER	Cushman & Wakefield
CAPITALISATION RATE	5.50%
DISCOUNT RATE	7.00%
CENTRE MAT	\$50.6m
SPECIALTY OCCUPANCY COSTS	10.9% ¹
SPECIALTY SALES	\$6,959/sqm ²

Major Tenants	GLA SQM	Lease Expiry
Supamart	2,440	Sep-31
The Butcher and Farmer	536	Sep-26

Lease Expiry Profile % Income

VACANCY	0.0%
2H21	5.4%
FY22	22.0%
FY23	0.1%
FY24	16.3%
FY25	5.9%
FY26+	50.3%
WALE	5.5 YEARS

1. Includes contracted COVID-19 tenant support.

2. In line with SCCA guidelines, adjusted for tenant closures during COVID-19 impacted period.

Investment Property

Retail

KAWANA SHOPPINGWORLD

BUDDINA, QLD



Located one hour north of Brisbane in the growing lifestyle region of the Sunshine Coast, Kawana Shoppingworld is a dominant convenience and lifestyle centre. The centre incorporates Woolworths, Coles, ALDI, Big W, six mini-majors and approximately 150 specialty stores. The centre successfully launched Event Cinemas and an expanded dining precinct in late 2018, introducing the first Gold Class theatres on the Sunshine Coast in response to significant customer demand.

Summary Information

CLASSIFICATION	SUB REGIONAL
OWNERSHIP	50% Mirvac, 50% ISPT
GLA	45,377 SQM
CAR SPACES	1,990
ACQUISITION DATE	Dec 93 (50%) Jun 98 (50%) Dec 17 (-50%)
LAST EXTERNAL VALUATION DATE	30-Jun-20
VALUATION AT 31 DECEMBER 2020	\$191.0m ¹
VALUER	Directors Valuation
CAPITALISATION RATE	5.75%
DISCOUNT RATE	6.75%
CENTRE MAT	\$315.2m
SPECIALTY OCCUPANCY COSTS	17.0% ²
SPECIALTY SALES	\$8,529/sqm ³

Major Tenants	GLA SQM	Lease Expiry
Big W	8,383	Jun-21
Event Cinemas	5,865	Nov-33
Woolworths	3,648	Nov-29
Coles	3,351	Oct-27
ALDI	1,753	Jul-24

Lease Expiry Profile % Income

VACANCY	3.0%
2H21	34.0%
FY22	17.3%
FY23	8.9%
FY24	6.2%
FY25	10.5%
FY26+	20.1%
WALE	2.9 YEARS

1. Book value represents Mirvac's ownership.

2. Includes contracted COVID-19 tenant support.

3. In line with SCCA guidelines, adjusted for tenant closures during COVID-19 impacted period.

Investment Property

Retail

ORION SPRINGFIELD CENTRAL

SPRINGFIELD, QLD



Located in Springfield, the rapidly growing masterplanned city, Orion Springfield Central was developed by Mirvac in March 2007 and underwent a major expansion that was completed in March 2016. The latest development introduced an expanded casual dining, fashion and entertainment offer to position the centre as the dominant retail offer in its catchment. The centre is anchored by Woolworths, Coles, ALDI, Target, Big W and Event Cinemas with over 150 specialty stores and 11 pad sites, with significant land holdings for future expansion.

Summary Information

CLASSIFICATION	REGIONAL
OWNERSHIP	100%
GLA	71,261 SQM
CAR SPACES	3,200
ACQUISITION DATE	Aug-02
LAST EXTERNAL VALUATION DATE	30-Jun-20
VALUATION AT 31 DECEMBER 2020	\$438.7m ¹
VALUER	Directors Valuation
CAPITALISATION RATE	5.25%
DISCOUNT RATE	6.75%
CENTRE MAT	\$431.3m
SPECIALTY OCCUPANCY COSTS	11.1% ²
SPECIALTY SALES	\$9,053/sqm ³

Major Tenants	GLA SQM	Lease Expiry
Big W	7,988	Mar-27
Target	6,021	Nov-30
Event Cinemas	5,801	Oct-30
Coles	5,618	Oct-30
Woolworths	4,471	Mar-27

Lease Expiry Profile % Income

VACANCY	0.8%
2H21	11.9%
FY22	14.8%
FY23	12.5%
FY24	14.8%
FY25	8.0%
FY26+	37.2%
WALE	4.1 YEARS

1. Includes sundry vacant land.

2. Includes contracted COVID-19 tenant support.

3. In line with SCCA guidelines, adjusted for tenant closures during COVID-19 impacted period.

Investment Property

Retail

TOOMBUL

NUNDAH, QLD



Toombul is located in a growing inner urban area of Brisbane, just seven kilometres from Brisbane's CBD and six kilometres from Brisbane Airport. The centre benefits from excellent accessibility via major roadways as well as rail and bus links. Toombul has approximately 46,000 square metres of gross lettable area comprising Coles, ALDI, Kmart, Target, BCC Cinemas, Bunnings Warehouse and approximately 150 specialty stores and kiosks. Since Mirvac's acquisition in 2016 the centre has been progressively remixed and upgraded, with the latest development of an alfresco dining and entertainment precinct which was completed late 2019.

Summary Information

CLASSIFICATION	REGIONAL
OWNERSHIP	100%
GLA	46,496 SQM
CAR SPACES	1,981
ACQUISITION DATE	Jun-16
LAST EXTERNAL VALUATION DATE	31-Dec-20
VALUATION AT 31 DECEMBER 2020	\$302.0m ¹
VALUER	Knight Frank
CAPITALISATION RATE	5.75%
DISCOUNT RATE	7.00%
CENTRE MAT	\$238.0m
SPECIALTY OCCUPANCY COSTS	12.8% ²
SPECIALTY SALES	\$8,842/sqm ³

Major Tenants	GLA SQM	Lease Expiry
Kmart	6,725	Feb-27
Target	6,582	Oct-26
Coles	3,589	May-32
Bunnings	3,033	Jul-21
BCC Cinemas	2,664	Apr-27

Lease Expiry Profile % Income

VACANCY	2.0%
2H21	12.6%
FY22	9.0%
FY23	15.0%
FY24	12.6%
FY25	8.5%
FY26+	40.3%
WALE	4.4 YEARS

1. Includes sundry vacant land.

2. Includes contracted COVID-19 tenant support.

3. In line with SCCA guidelines, adjusted for tenant closures during COVID-19 impacted period.

Investment Property

Retail

MOONEE PONDS CENTRAL

MOONEE PONDS, VIC



Moonee Ponds Central is located seven kilometres north of the Melbourne CBD and conveniently connected to the busy Puckle Street retail strip. Moonee Ponds is currently undergoing strong population growth and densification in the immediate catchment, with the centre well positioned to benefit. The centre was most recently expanded in 2009 and comprises Kmart, Coles and an ALDI Supermarket, as well as over 60 specialty stores. A new outdoor dining offer was launched in FY20 which will service the residents of nearly 1,500 new apartments, the majority of which are now occupied.

Summary Information

CLASSIFICATION	SUB REGIONAL
OWNERSHIP	100%
GLA	18,987 SQM
CAR SPACES	887
ACQUISITION DATE	May 03 & Feb 08
LAST EXTERNAL VALUATION DATE	31-Dec-20
VALUATION AT 31 DECEMBER 2020	\$100.0m
VALUER	CBRE
CAPITALISATION RATE	6.00%
DISCOUNT RATE	6.75%
CENTRE MAT	\$146.4m
SPECIALTY OCCUPANCY COSTS	13.5% ¹
SPECIALTY SALES	\$8,433/sqm ²

Major Tenants	GLA SQM	Lease Expiry
Kmart	4,728	Mar-24
Coles	4,000	Jun-30
ALDI	1,221	Mar-23

Lease Expiry Profile % Income

VACANCY	2.5%
2H21	9.7%
FY22	6.3%
FY23	15.3%
FY24	25.2%
FY25	10.7%
FY26+	30.3%
WALE	3.9 YEARS

1. Includes contracted COVID-19 tenant support.

2. In line with SCCA guidelines, adjusted for tenant closures during COVID-19 impacted period.

Investment Property

Retail

COOLEMAN COURT

WESTON, ACT



Cooleman Court is a neighbourhood centre located in the Canberra suburb of Weston Creek. The centre comprises two supermarkets, Woolworths and ALDI, Best & Less and approximately 40 specialty stores. The new residential area of Molonglo Valley is currently being developed a few kilometres from Cooleman Court and is expected to positively impact the centre.

Summary Information

CLASSIFICATION	NEIGHBOURHOOD
OWNERSHIP	100%
GLA	10,693 SQM
CAR SPACES	514
ACQUISITION DATE	Dec-09
LAST EXTERNAL VALUATION DATE	30-Jun-20
VALUATION AT 31 DECEMBER 2020	\$68.0m
VALUER	Directors Valuation
CAPITALISATION RATE	6.50%
DISCOUNT RATE	7.00%
CENTRE MAT	\$127.1m
SPECIALTY OCCUPANCY COSTS	14.9% ¹
SPECIALTY SALES	\$7,390/sqm ²

Major Tenants	GLA SQM	Lease Expiry
Woolworths	3,102	Aug-31
ALDI	1,548	Jan-24

Lease Expiry Profile % Income

VACANCY	2.0%
2H21	11.3%
FY22	8.8%
FY23	14.6%
FY24	20.6%
FY25	8.9%
FY26+	33.8%
WALE	4.8 YEARS

1. Includes contracted COVID-19 tenant support.

2. In line with SCCA guidelines, adjusted for tenant closures during COVID-19 impacted period.



For personal use only

Build to Rent

LIV Indigo, Sydney

Build to Rent currently represents 2% of Mirvac's property portfolio, and will see Mirvac developing and managing residential communities in sought-after city locations. Mirvac's flagship build to rent property, LIV Indigo, Sydney Olympic Park opened in September 2020.

Investment Property Build to Rent

LIV INDIGO

SYDNEY OLYMPIC PARK, NSW



LIV Indigo provides a mix of 315 quality 1, 2 and 3-bedroom BTR apartments in Sydney Olympic Park. The building boasts of a high level of amenity, including a resident amenities floor which houses co-working and meeting spaces, a gaming and cinema room, a chefs' kitchen and dining room, BBQ space, a kids play area and yoga studio. There is also a gym, dedicated pet wash and an extensive outdoor pavilions courtyard. The building features several sustainable initiatives such as Electric Vehicle (EV) charging, double glazing, solar panels, recycled water and bike sharing.

Sydney Olympic Park is conveniently located in the middle ring of Sydney, approximately 16 kilometres from the Sydney CBD and eight kilometres to the Parramatta CBD. The property is located within walking distance of the future planned Metro station.

Summary Information

OWNERSHIP	70% Mirvac, 30% CEFC
TOTAL LOTS	315
ACQUISITION DATE	Jun-19
LAST EXTERNAL VALUATION DATE	30-Jun-20
VALUATION AT 31 DECEMBER 2020	\$227.8m ¹
VALUER	Directors Valuation
CAPITALISATION RATE	4.00%
DISCOUNT RATE	6.25%

1. Book value represents Mirvac's ownership.

Property Under Construction

Build to Rent

LIV MUNRO

MELBOURNE, VIC



LIV Munro is located within the broader Queen Victoria Market (QVM) precinct which is situated in the Melbourne CBD north west corridor and is on the doorstep of West Melbourne, North Melbourne and Carlton. The QVM precinct occupies a pivotal location between the City North Urban Renewal Precinct to the north; the education and health precincts to the north and north east; the central city and the broader 'Hoddle Grid' to the south east. QVM is a major landmark in Melbourne, and is the largest open-air market in the Southern Hemisphere.

LIV Munro, designed by Bates Smart comprises of 490 Build to Rent apartments across Levels 5-39, 136 car spaces, a wellness centre (including a gym, pool, spa, steam room, sauna and outdoor deck), co-working facilities, an outdoor cinema and numerous entertaining areas. The building is targeting to achieve a 8.0 Star NatHERS and a minimum 5 Star Green Star as-built rating.

Summary Information

VALUATION AT 31 DECEMBER 2020	\$5.4m ¹
EXPECTED DEVELOPMENT VALUE ON COMPLETION	TBC
ACQUISITION DATE	Apr-21
TARGET COMPLETION	FY23
OWNERSHIP	100% Mirvac

1. Due to deal structure, costs incurred to 31 December 2020 are classified in the balance sheet as Other asset.

Other Investments



Other Investments

JV & Funds Under Management

Tucker Box Hotel Group

FOCUS	FUM (\$M)	NO. OF INVESTORS
Wholesale	523	2

The Tucker Box Hotel Group is a sector specific wholesale fund established in March 2005 and focuses on the 3 to 3.5 star, limited service hotel market in Australia. The portfolio comprises 11 hotels and 2,032 rooms all of which are leased to Value Lodging Pty Limited, a subsidiary of Toga Far East Hotels.

LAT Portfolio

FOCUS	FUM (\$M)	NO. OF INVESTORS
Office	UNDISCLOSED	N/A

In December 2015, Mirvac reached an agreement with a subsidiary of China Investment Corporation (CIC) to become asset manager of the LAT portfolio. Mirvac also invested an interest in the CIC controlled trusts that are managed by Mirvac.

MILP Trust

FOCUS	FUM (\$M)	NO. OF INVESTORS
Industrial	242	2

MILP Trust is owned by Mirvac (10%) and Prime Property Fund Asia Limited Partnership (90%). MILP will focus on core and value add industrial opportunities. Mirvac will provide trust administration, property management, and development management services. The Trust's industrial assets comprise of two facilities in Victoria, one in Campbelltown NSW and a 50% interest in the Calibre Estate in Eastern Creek, NSW.

Duck River Auburn Trust

FOCUS	FUM (\$M)	NO. OF INVESTORS
Industrial	11	2

Duck River Auburn Trust is owned by Mirvac (51%) and North Haven Real Estate Fund IX Global (49%). The Trust has entered into an option to acquire and redevelop an industrial site in Auburn, NSW.

Australian Build to Rent Club¹

FOCUS	FUM (\$M)	NO. OF INVESTORS
Build to Rent	228	2

The Australian Build to Rent Club is owned by Mirvac (69.9%) and Clean Energy Finance Corporation (30.1%). The fund holds one asset at Sydney Olympic Park, NSW.

¹The fund is consolidated and the co-investor's ownership is recognised as a non-controlling interest.



For personal use only

Residential Overview

Green Square, Sydney (artist impression)

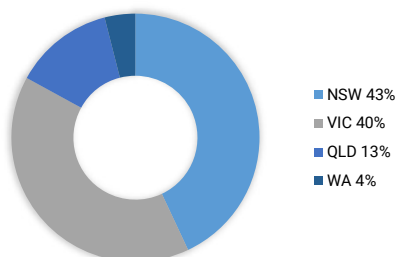
Mirvac is one of the leading residential brands in the Australian development and construction industry and has a proven track record of delivering innovative and quality products that exceed customers' expectations and lead the market.

Residential Development

Overview

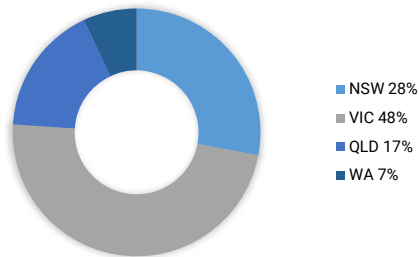
Expected Revenue

\$16.0 billion¹



Pipeline Lots

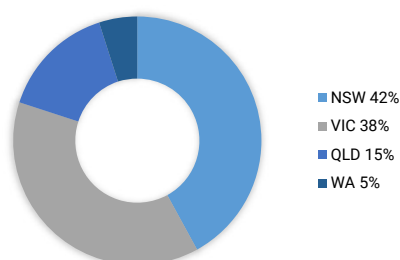
27,805 lots²



Residential Expected Revenue

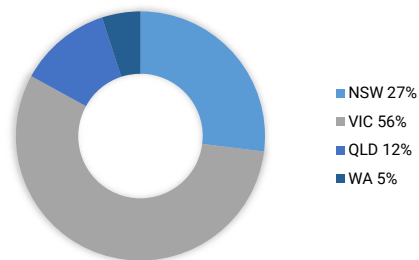
Mirvac Share Expected Revenue

\$13.7 billion³



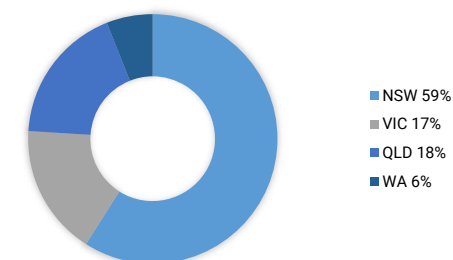
Masterplanned Communities

\$7.3 billion



Apartments

\$6.4 billion



JV & Funds Under Management

FOCUS	FUM (\$M)	NO. OF INVESTORS
Mirvac Ping An Waterloo Development Trust	2	2
Mirvac SLS Development Trust	21	2

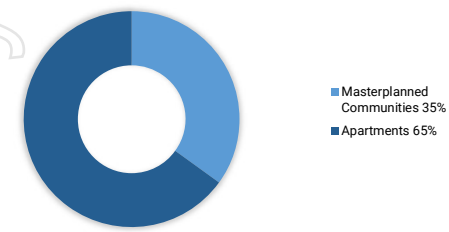
1. Represents 100% expected future revenue subject to various factors outside of Mirvac's control such as planning and market demand.

2. Subject to change depending on planning approvals, development and construction decisions as well as market demand and conditions, including COVID-19 uncertainties.

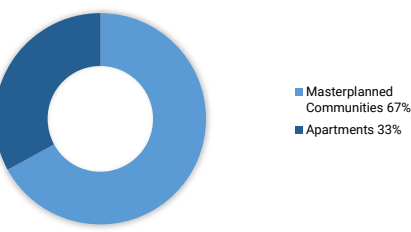
3. Represents Mirvac's share of expected future revenue subject to various factors outside of Mirvac's control such as planning and market demand.

Residential Development
NEW SOUTH WALES

Mirvac Share Expected Revenue¹
\$5.8 billion



Pipeline Lots²
7,790 lots



In Progress

PROPERTY	ACQUISITION/ AGREEMENT DATE	LOCATION	PROJECT VALUE (INCL. GST)	TOTAL LOTS²	RELEASED	EXCHANGED	SETTLED	SETTLEMENT DATE³ FROM	TO	CURRENT PRICE RANGE FROM	TO	CONSTRUCTION PROGRESS⁴	DESCRIPTION	OWNERSHIP STRUCTURE
The Avenue	Various (from 2012)	Schofields	\$278.6m	492	482	482	482	FY14	FY23	\$295,000	\$819,900		MPC - Mix of land & housing	100% Mirvac
Completed Stages			\$174.9m	232	232	232	232	FY15	FY20	\$312,900	\$819,900	100%		
Balance of project			\$103.7m	260	250	250	250	FY14	FY23	\$295,000	\$732,500	91%		
55 Coonara Avenue	May 20	West Pennant Hills	TBC	600	0	0	0	FY24	FY25	TBC	TBC	0%	Apartments and housing	100% Mirvac
Crest	Sep 14	Gledswood Hills	\$290.9m	592	592	588	539	FY17	FY22	\$324,000	\$737,000	88%	MPC - Mix of land & housing	100% Mirvac
Georges Cove	Dec 14	Moorebank	\$165.2m	179	45	23	0	FY22	FY24	\$745,000	\$1,250,000	6%	MPC - Medium density housing	PDA with Benedict Industries
Googong	Dec 11	Googong	\$1,721.0m	5,226	2,490	2,355	2,163	FY14	FY34	\$112,000	\$785,000		MPC - Mix of land & housing	JV with PEET Limited
Released Stages			\$850.2m	2,979	2,490	2,355	2,163	FY14	FY34	\$112,000	\$785,000	72%		
Future Stages			\$870.8m	2,247	0	0	0	FY24	FY34	\$140,000	\$783,273	0%		
Green Square	Mar 12	Zetland	\$1,958.8m	1,616⁵	594	504	476	FY17	FY29	\$498,000	\$2,558,000		Apartments with mixed use	PDA with Landcom / 100% Mirvac
Completed Stages			\$506.4m	476	476	476	476	FY17	FY20	\$498,000	\$2,080,000	100%		
Portman on the Park			\$158.9m	118	118	28	0	FY23	FY24	\$770,000	\$2,558,000	2%		
Future Stages			\$1,293.5m	1,022	0	0	0	FY23	FY29	TBC	TBC	0%		
Marrick & Co.	Oct 15	Marrickville	\$229.4m	216⁶	216	212	208	FY20	FY22	\$615,000	\$1,950,000	100%	Apartments	100% Mirvac
Menangle	Jan 17	Menangle	\$174.7m	379	0	0	0	FY22	FY25	\$293,265	\$485,000	6%	MPC - Mix of land & housing	PDA with SouWest Developments Pty Ltd
Pavilions	Nov 14	Sydney Olympic Park	\$353.3m	359	359	252	201	FY20	FY24	\$575,000	\$1,980,000	100%	Apartments	PDA with Sydney Olympic Park Authority
Riverlands	Oct 19	Milperra	\$359.0m	340	0	0	0	FY23	FY26	\$860,000	\$1,250,000	0%	MPC - Medium density housing	100% Mirvac
St Leonards Square	Jun 15	St Leonards	\$814.7m	561⁷	560	560	560	FY20	FY22	\$635,000	\$5,585,000		Apartments with mixed use	JV with Ping An Real Estate
The William			\$356.9m	241	240	240	240	FY20	FY22	\$635,000	\$2,725,000	100%		
The Jackson			\$457.8m	320	320	320	320	FY20	FY21	\$640,000	\$5,585,000	100%		
Waterloo Metro Quarter	Dec 19	Waterloo	TBC	126⁸	0	0	0	FY25	FY25	TBC	TBC	0%	Apartments with mixed use	JV with John Holland Pty Ltd / PDA with Sydney Metro
Waverley Bowling Club	Dec 20	Waverley	TBC	55	0	0	0	FY23	FY23	TBC	TBC	0%	Apartments	PDA with Eastern Suburbs Leagues Club Ltd
Willoughby	Feb 20	Willoughby	\$746.9m	446	0	0	0	FY23	FY24	TBC	TBC	0%	Apartments with mixed use	100% Mirvac

Proposed

PROPERTY	ACQUISITION/ AGREEMENT DATE	LOCATION	PROJECT VALUE (INCL. GST)	TOTAL LOTS²	SETTLEMENT DATE³ FROM	TO	DESCRIPTION	OWNERSHIP STRUCTURE
Marsden Park North	Nov 14	Marsden Park	\$268.5m	547	FY23	FY26	MPC - Mix of land & housing	PDA with MAC 1 MP Pty Ltd
Milperra, Western Sydney University Campus	Aug 19	Milperra	\$422.2m	425	FY25	FY28	MPC - Medium density housing	PDA with Western Sydney University
505 George Street	May 20	Sydney	TBC	260	FY29	FY30	Apartments with mixed use	PDA with Coombes Property Group

1. Represents Mirvac's share of expected future revenue subject to various factors outside of Mirvac's control such as planning and market demand.

2. Indicative only and subject to change. Final lot number will depend on planning approvals, development and construction decisions as well as market demand and conditions, including COVID-19 uncertainties.

3. Settlement dates may vary as circumstances change, such as planning, development and construction decisions as well as market demand and conditions, including COVID-19 uncertainties.

4. Construction progress as a percentage of cost, which includes land subdivision but not land acquisition.

5. Includes four retail lots.

6. Excludes nine affordable housing lots.

7. Includes 34 retail/commercial strata lots. Final unreleased retail lot expected to settle FY22.

8. Excludes Affordable Housing. Lot number reflects concept approval and is subject to change. Final lot number is subject to change depending on further planning and construction decisions as well as market conditions.

Residential Development New South Wales

THE AVENUE, ALEX AVENUE SCHOFIELDS, NSW



A land and housing project, The Avenue at Schofields is in the north-west growth corridor of Sydney approximately 45 kilometres from the Sydney CBD. This masterplanned community is nearing completion having delivered 482 residential lots to date, with the final 10 lots pending works by Council, anticipated in FY23. The community includes a 1.2-hectare public park delivered by Mirvac.

Summary Information - In Progress

ACQUISITION/AGREEMENT DATE	Various (from 2012)
LOCATION	Schofields
PROJECT VALUE (INCL. GST)	\$278.6m
TOTAL LOTS	492
SETTLEMENT PERIOD	FY14-FY23
OWNERSHIP STRUCTURE	100% Mirvac

Residential Development New South Wales

55 COONARA AVENUE WEST PENNANT HILLS, NSW



55 Coonara Avenue, West Pennant Hills is a 26-hectare site located within 800 metres of the new Cherrybrook Metro Station and three kilometres from the new Northconnex interchange. A new masterplanned community of both apartments and houses, community facilities and parkland is proposed to replace the redundant existing business park. In addition, the existing remnant forest is now zoned for environmental protection with approximately 9 hectares to be dedicated to the State Government to become an extension of the adjoining Cumberland State Forest.

Summary Information - In Progress

ACQUISITION/AGREEMENT DATE	May-20
LOCATION	West Pennant Hills
PROJECT VALUE (INCL. GST)	TBC
TOTAL LOTS ¹	600
SETTLEMENT PERIOD	FY24-FY25
OWNERSHIP STRUCTURE	100% Mirvac

1. Indicative only and subject to change. Final lot number will depend on planning approvals, development and construction decisions as well as market demand and conditions, including COVID-19 uncertainties.

Residential Development

New South Wales

CREST, RABY ROAD GLEDSWOOD HILLS, NSW



Crest at Gledswood Hills is a residential masterplanned subdivision located in Sydney's south-west within the Camden LGA. The project consists of 592 land lots to be integrated with approximately 41 hectares of recreational open space. "My Ideal House" at Crest won the Australian Institute of Architects' 2019 Award for Sustainable Architecture.

Summary Information - In Progress

ACQUISITION/AGREEMENT DATE	Sep-14
LOCATION	Gledswood Hills
PROJECT VALUE (INCL. GST)	\$290.9m
TOTAL LOTS	592
SETTLEMENT PERIOD	FY17-FY22
OWNERSHIP STRUCTURE	100% Mirvac

Residential Development New South Wales

GEORGES COVE, NEWBRIDGE ROAD MOOREBANK, NSW



This development is located in Moorebank, approximately 27 kilometres south-west of Sydney CBD, on the banks of the Georges River and in close proximity to Mirvac's award winning masterplanned community site, Brighton Lakes. The 179 lot estate includes a mix of Mirvac designed and built detached, semi-detached and terrace homes as well as a community facility comprising landscaped green space, a swimming pool, and covered BBQ area. The site will benefit from existing local schools, cafes and restaurants and is only minutes' drive to the M5 and major arterial roads that link to the Liverpool CBD. Bus services are within walking distance and Holsworthy train station is only 3 kilometres away.

Summary Information - In Progress

ACQUISITION/AGREEMENT DATE	Dec-14
LOCATION	Moorebank
PROJECT VALUE (INCL. GST)	\$165.2m
TOTAL LOTS	179
SETTLEMENT PERIOD	FY22-FY24
OWNERSHIP STRUCTURE	PDA with Benedict Industries

Residential Development

New South Wales

GOOGONG, GOOGONG DAM ROAD

GOOGONG, NSW



Googong is a new township located on former grazing land on the NSW/ACT border, just 16 kilometres south-east of Parliament House and eight kilometres south of Queanbeyan. The project is being developed over 20 to 25 years on a 780-hectare site and will eventually be home to approximately 18,000 people. As a new, self-contained township, Googong will ultimately provide housing, community and recreational facilities, shops, schools and employment opportunities. Over 20 percent of the site will be dedicated to Council as open space for parklands and playing fields. In 2019 the project won 2 UDIA awards including NSW Awards for Excellence – Masterplanned Communities and NSW Awards for Excellence – NSW Regional Development. In 2020 Googong also won the PCA ACT Development of the Year and UDIA NSW Marketing Award.

Summary Information - In Progress

ACQUISITION/AGREEMENT DATE	Dec-11
LOCATION	Googong
PROJECT VALUE (INCL. GST)	\$1,721.0m
TOTAL LOTS ¹	5,226
SETTLEMENT PERIOD	FY14-FY34
OWNERSHIP STRUCTURE	JV with PEET Limited

1. Indicative only and subject to change. Final lot number will depend on planning approvals, development and construction decisions as well as market demand and conditions, including COVID-19 uncertainties.

Residential Development New South Wales

GREEN SQUARE, BOTANY ROAD ZETLAND, NSW



Green Square, a project between Mirvac and Landcom, is a mixed-use development located just over four kilometres from Sydney's CBD, approximately four kilometres from Sydney airport and is conveniently located near the Green Square train station. The Green Square region is one of the largest urban renewal projects in Australia and when complete, this development will aim to deliver over 1,600 apartments, along with office and retail space and a substantial public domain within the Green Square Town Centre. In 2020 Mirvac acquired Landcom's ownership of the future stages of Green Square Town Centre, including future apartments, commercial and retail space.

Summary Information - In Progress

ACQUISITION/AGREEMENT DATE	Mar-12
LOCATION	Zetland
PROJECT VALUE (INCL. GST)	\$1,958.8m
TOTAL LOTS ¹	1,616 ²
SETTLEMENT PERIOD	FY17-FY29
OWNERSHIP STRUCTURE	PDA with Landcom / 100% Mirvac

1. Indicative only and subject to change. Final lot number will depend on planning approvals, development and construction decisions as well as market demand and conditions, including COVID-19 uncertainties.

2. Includes four retail lots.

Residential Development

New South Wales

MARRICK & CO., MARRICKVILLE ROAD MARRICKVILLE, NSW



Located in Sydney's inner west, seven kilometres south west of Sydney's CBD, Marrick & Co is the first One Planet Living certified community in NSW. The project, on the former Marrickville Hospital site and delivered in partnership with Inner West Council, comprises 225 lots across residential apartments and terrace homes and the award winning new library named 'Patyegarang Place'. The library was dedicated by Mirvac to Inner West Council along with four percent of the residential apartments for key worker housing. The development, completed in mid-2019, boasts an abundance of open space including 'The Common' where fitness classes are hosted in the mornings, a rooftop deck where a kitchen provides residents with BBQ and pizza oven facilities and kitchen gardens for residents to grow their own produce. Significant elements of the site's rich history have been retained, including the heritage conversion of the main ward building as the new library and the former nurses' quarters as luxury, whole floor, boutique terrace dwellings. Since completion, the project has won 14 awards including the Milo Dunphy Award for Sustainable Architecture, Sulman Medal for Public Architecture, NSW Premier's Prize and Greater Sydney Planning Awards for Development Supported by Infrastructure.

Summary Information - In Progress

ACQUISITION/AGREEMENT DATE	Oct-15
LOCATION	Marrickville
PROJECT VALUE (INCL. GST)	\$229.4m
TOTAL LOTS	216 ¹
SETTLEMENT PERIOD	FY20-FY22
OWNERSHIP STRUCTURE	100% Mirvac

1. Excludes nine affordable housing lots.

Residential Development

New South Wales

MENANGLE, STATION STREET

MENANGLE, NSW



Menangle is a residential masterplanned community located in Sydney's south-west within the Wollondilly Shire LGA. The 40 hectare site is adjacent to the historical Menangle train station and Menangle village. Two parks are proposed within the masterplanned community. Mirvac's project partners, Benedict Industries and the Halfpenny family, are planning a new tourism and lifestyle destination adjacent to the residential subdivision securing the future of the heritage listed Camden Park Estate Central Creamery and Rotolactor.

Summary Information - In Progress

ACQUISITION/AGREEMENT DATE	Jan-17
LOCATION	Menangle
PROJECT VALUE (INCL. GST)	\$174.7m
TOTAL LOTS	379
SETTLEMENT PERIOD	FY22-FY25
OWNERSHIP STRUCTURE	PDA with SouWest Developments Pty Ltd

Residential Development New South Wales

PAVILIONS, FIGTREE DRIVE SYDNEY OLYMPIC PARK, NSW



Located within the Sydney Olympic Park precinct, the site is 16 kilometres west of the Sydney CBD and nine kilometres from the Parramatta CBD. In addition to build to sell apartments, two of the four buildings will house Mirvac's first fit for purpose, build to rent assets in Australia. The project has a strong focus on amenity and private open space for its residents and tenants, with a private 4,500 square metre landscape podium situated over four levels of basement car parking, gym, community room, herb garden, pavilions and BBQ facilities for exclusive use of its residents. In addition, 1,500 square metres of retail space will be handed back to the Sydney Olympic Park Authority which will own and lease to a commercial operator.

Summary Information - In Progress

ACQUISITION/AGREEMENT DATE	Nov-14
LOCATION	Sydney Olympic Park
PROJECT VALUE (INCL. GST)	\$353.3m
TOTAL LOTS	359 ¹
SETTLEMENT PERIOD	FY20-FY24
OWNERSHIP STRUCTURE	PDA with Sydney Olympic Park Authority

1. Excludes affordable housing lots to be delivered to Sydney Olympic Park Authority and Build to Rent lots.

Residential Development New South Wales

RIVERLANDS, PRESCOT PARADE MILPERRA, NSW



The Riverlands Golf Course is a newly acquired residential masterplanned community project. It is an infill site located approximately 30 kilometres south-west of the Sydney CBD with direct access to the Georges River foreshore. The site is proposed to include 340 dwellings to be constructed by Mirvac along with a community facility and recreational opportunities.

Summary Information - In Progress

ACQUISITION/AGREEMENT DATE	Oct-19
LOCATION	Milperra
PROJECT VALUE (INCL. GST)	\$359.0m
TOTAL LOTS ¹	340
SETTLEMENT PERIOD	FY23-FY26
OWNERSHIP STRUCTURE	100% Mirvac

1. Indicative only and subject to change. Final lot number will depend on planning approvals, development and construction decisions as well as market demand and conditions, including COVID-19 uncertainties.

Note: Concept image only (artist impression), final design may differ from above image.

Residential Development

New South Wales

ST LEONARDS SQUARE, PACIFIC HIGHWAY

ST LEONARDS SQUARE, NSW



Located in the heart of Sydney's Lower North Shore, St Leonards Square is just a few hundred metres from St Leonards Train Station and diagonally opposite the future Crows Nest Metro Station. Completed in the second half of 2019, the project has delivered 527 luxury residential apartments across two striking towers. Only 4.5 kilometres from the Sydney CBD, the project offers iconic views of Sydney CBD and Sydney Harbour and amenities across two levels. The project has also provided 32 commercial strata office suites, a Virgin Active gym and a vibrant ground floor retail precinct for residents and the wider community. The project was awarded Urban Taskforce Australia's 2020 award for High Density Residential Development.

Summary Information - In Progress

ACQUISITION/AGREEMENT DATE	Jun-15
LOCATION	St Leonards
PROJECT VALUE (INCL. GST)	\$814.7m
TOTAL LOTS	561 ¹
SETTLEMENT PERIOD	FY20-FY22 ²
OWNERSHIP STRUCTURE	JV with Ping An Real Estate

1. Includes 34 retail/commercial strata lots.

2. Final unreleased retail lot expected to settle FY22.

Residential Development

New South Wales

WATERLOO METRO QUARTER

WATERLOO, NSW



Mirvac and John Holland will deliver the Waterloo Metro Quarter development in a joint venture. Construction of the project is expected to commence in 2022 and will deliver residential, office and retail space, along with student accommodation, affordable housing and social housing. The ground plane is intended to include retail tenancies, a community hub, and basement carpark entry. The precinct will also have community facilities which are intended to be operated as a childcare centre.

Summary Information - In Progress

ACQUISITION/AGREEMENT DATE	Dec-19
LOCATION	Waterloo
PROJECT VALUE (INCL. GST)	TBC
TOTAL LOTS ¹	126 ¹
SETTLEMENT PERIOD	FY25-FY25
OWNERSHIP STRUCTURE	JV with John Holland Pty Ltd / PDA with Sydney Metro

1. Excludes Affordable Housing. Lot number reflects concept approval and is subject to change. Final lot number is subject to change depending on further planning and construction decisions as well as market conditions.

Residential Development New South Wales

WAVERLEY BOWLING CLUB

WAVERLEY, NSW



Located in Waverley, the site is over one hectare in area and in the premium coastal eastern suburbs of Sydney, approximately 6 kilometres from the CBD. The project will be delivered through a Project Delivery Agreement with the Eastern Suburbs Leagues Club (ESLC). The site is nestled amongst an array of local infrastructure and amenity including Waverley Oval, Waverley College, Tamarama Beach and Westfield Bondi Junction. With an existing development approval, the project will aim to deliver a boutique over 55s development of 55 apartments, integrated with a new Waverley Bowling Club and bowling greens to be retained by the ESLC. The design celebrates the history of the site and references local architectural styles, whilst remaining sensitive to the local context of the area.

Summary Information - In Progress

ACQUISITION/AGREEMENT DATE	Dec-20
LOCATION	Waverley
PROJECT VALUE (INCL. GST)	TBC
TOTAL LOTS	55
SETTLEMENT PERIOD	FY23-FY23
OWNERSHIP STRUCTURE	PDA with Eastern Suburbs Leagues Club Ltd

Residential Development New South Wales

WILLOUGHBY ARTARMON, NSW



Located 6 kilometres north of the Sydney CBD at the old Channel Nine Network Studio headquarters, the 3-hectare site will accommodate approximately 450 luxury residential apartments and small-scale non-residential uses across a cluster of numerous boutique buildings, ranging in height. The buildings will feature high-quality facades that integrate with the surrounding landscape and local character of Willoughby. The future development will provide significant public open space showcasing the unique natural qualities of Sydney's Lower North Shore landscape for relaxation, socialisation and coming together as a community. The development will also include the removal of the 233 metre high transmission tower that is currently on the site, significantly improving the skyline in the local area.

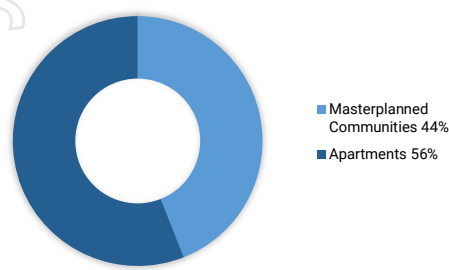
Summary Information - In Progress

ACQUISITION/AGREEMENT DATE	Feb-20
LOCATION	Willoughby
PROJECT VALUE (INCL. GST)	\$746.9m
TOTAL LOTS ¹	446
SETTLEMENT PERIOD	FY23-FY24
OWNERSHIP STRUCTURE	100% Mirvac

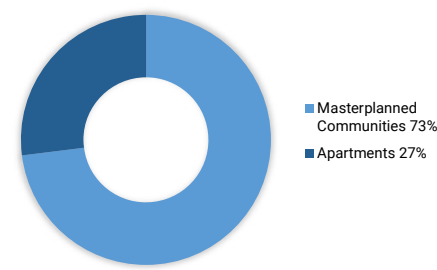
1. Indicative only and subject to change. Final lot number will depend on planning approvals, development and construction decisions as well as market demand and conditions, including COVID-19 uncertainties.

Residential Development
QUEENSLAND

Mirvac Share Expected Revenue¹
\$2.0 billion



Pipeline Lots²
4,804 lots



In Progress

PROPERTY	ACQUISITION/ AGREEMENT DATE	LOCATION	PROJECT VALUE (INCL. GST)	TOTAL LOTS²	RELEASED	EXCHANGED	SETTLED	SETTLEMENT DATE³ FROM	TO	CURRENT PRICE RANGE FROM	TO	CONSTRUCTION PROGRESS⁴	DESCRIPTION	OWNERSHIP STRUCTURE
Ascot Green	Sep 15	Ascot	\$836.2m	967	174	147	89	FY18	FY31	\$460,000	\$3,200,000		Apartments & Medium Density Housing	PDA with Brisbane Racing Club
Ascot House			\$86.4m	90	90	90	89	FY18	FY21	\$460,000	\$3,200,000	100%		
Tulloch House			\$76.9m	84	84	57	0	FY22	FY23	\$460,000	\$2,055,000	23%		
Future Stages			\$672.9m	793	0	0	0	FY24	FY31	\$460,000	\$2,055,000	0%		
Ashford	Mar 17	Everton Park	\$82.5m	124	63	37	0	FY21	FY23	\$465,000	\$755,000		MPC - Land, Medium Density Housing	100% Mirvac
Released Stages			\$39.2m	63	63	37	0	FY21	FY22	\$495,000	\$674,000	62%		
Future Stages			\$43.3m	61	0	0	0	FY22	FY23	\$465,000	\$755,000	0%		
Everleigh	Feb 16	Greenbank	\$796.8m	3,453	360	270	239	FY19	FY35	\$120,000	\$300,000		MPC - Land lots	100% Mirvac
Released Stages			\$78.4m	362	360	270	239	FY19	FY23	\$120,000	\$300,000	100%		
Future Stages			\$718.4m	3,091	0	0	0	FY22	FY35	\$120,000	\$300,000	0%		
Gainsborough Greens	Oct 06	Pimpama	\$506.3m	1,994	1,857	1,841	1,833	FY11	FY23	\$143,000	\$425,000		MPC - Mix of land & housing	100% Mirvac
Completed Stages			\$228.9m	902	902	902	902	FY11	FY18	\$143,000	\$410,000	100%		
Released Stages			\$277.4m	1,092	955	939	931	FY12	FY23	\$238,000	\$425,000	93%		
Waterfront Sky	Apr 08⁵	Newstead	\$457.8m	427	0	0	0	FY24	FY27	TBC	TBC	0%	Apartments	100% Mirvac

1. Represents Mirvac's share of expected future revenue subject to various factors outside of Mirvac's control such as planning and market demand.
2. Indicative only and subject to change. Final lot number will depend on planning approvals, development and construction decisions as well as market demand and conditions, including COVID-19 uncertainties.
3. Settlement dates may vary as circumstances change, such as planning, development and construction decisions as well as market demand and conditions, including COVID-19 uncertainties.
4. Construction progress as a percentage of cost, which includes land subdivision but not land acquisition.
5. Agreement date relates to Waterfront Newstead precinct.

Residential Development Queensland

ASCOT GREEN, LANCASTER ROAD ASCOT, QLD



Ascot Green is a joint residential development project with Brisbane Racing Club located in the blue-chip suburb of Ascot in Brisbane. On completion, the project is intended to deliver more than 950 apartments situated along the iconic Eagle Farm Racecourse. The first tower, Ascot House, was completed in June 2018 with all lots now sold. The adjoining tower, Tulloch House, was officially released to the market in November 2019 and is comprised of 84 apartments. Construction of Tulloch House commenced in April 2020, and completion is currently expected in late 2020. The project won the 2018 HIA Apartment of the Year Award (Queensland).

Summary Information - In Progress

ACQUISITION/AGREEMENT DATE	Sep-15
LOCATION	Ascot
PROJECT VALUE (INCL. GST)	\$836.2m
TOTAL LOTS ¹	967
SETTLEMENT PERIOD	FY18-FY31
OWNERSHIP STRUCTURE	PDA with Brisbane Racing Club

1. Indicative only and subject to change. Final lot number will depend on planning approvals, development and construction decisions as well as market demand and conditions, including COVID-19 uncertainties.

Residential Development Queensland

ASHFORD, ASHMORE STREET EVERTON PARK, QLD



Located in Everton Park, 7 kilometres north of the Brisbane CBD, this residential development comprises 80 town homes, 43 land lots and one heritage home. The development also consists of residents' club facilities and establishment of an ecological area.

Summary Information - In Progress

ACQUISITION/AGREEMENT DATE	Mar-17
LOCATION	Everton Park
PROJECT VALUE (INCL. GST)	\$82.5m
TOTAL LOTS	124
SETTLEMENT PERIOD	FY21-FY23
OWNERSHIP STRUCTURE	100% Mirvac

Residential Development Queensland

EVERLEIGH, TEVIOT ROAD GREENBANK, QLD



Everleigh is a 481-hectare masterplanned community located 30 kilometres south of the Brisbane CBD. It is anticipated to yield over 3,450 residential land lots, in addition to regional sports and recreation parks, a state primary school site and a neighbourhood retail centre. Five residential stages have been constructed and registered with the early works commencing on the sixth stage. The state primary school site was also completed and transferred to the Department of Education. In 2020 the project was named as finalist in the UDIA awards for Parks and Recreation, Community Engagement and Consultant Excellence. In 2019 the project won the AILA – Landscape Architecture Award – Parks and Open Space and Queensland Landscape and Construction Awards – Winner of the Best Entry Statement.

Summary Information - In Progress

ACQUISITION/AGREEMENT DATE	Feb-16
LOCATION	Greenbank
PROJECT VALUE (INCL. GST)	\$796.8m
TOTAL LOTS ¹	3,453
SETTLEMENT PERIOD	FY19-FY35
OWNERSHIP STRUCTURE	100% Mirvac

1. Indicative only and subject to change. Final lot number will depend on planning approvals, development and construction decisions as well as market demand and conditions, including COVID-19 uncertainties.

Residential Development Queensland

GAINSBOROUGH GREENS, SWAN ROAD PIMPAMA, QLD



Gainsborough Greens is a large-scale masterplanned community located at Pimpama in the northern Gold Coast area, 50 kilometres south of the Brisbane CBD. The project consists of approximately 1,900 lots, along with recreational and retail facilities. The project encompasses the existing Gainsborough Greens Golf Course which was sold to a third party and is now subject to a body corporate structure. The project has won the 2019 AILA – Queensland Landscape and Architecture Awards/Awards for Excellence – Play Spaces and 2020 Queensland Landscape Architecture Awards – State’s best park – Parks and Open Space Category.

Summary Information - In Progress

ACQUISITION/AGREEMENT DATE	Oct-06
LOCATION	Pimpama
PROJECT VALUE (INCL. GST)	\$506.3m
TOTAL LOTS ¹	1,994
SETTLEMENT PERIOD	FY11-FY23
OWNERSHIP STRUCTURE	100% Mirvac

1. Indicative only and subject to change. Final lot number will depend on planning approvals, development and construction decisions as well as market demand and conditions, including COVID-19 uncertainties.

Residential Development Queensland

WATERFRONT SKY, SKYRING TERRACE NEWSTEAD, QLD



Mirvac's riverfront 'Waterfront' masterplan is located in Newstead alongside the Brisbane River, and only two kilometres from the Brisbane CBD. Within Waterfront Sky the first stage will be Quay Waterfront Newstead, set for release in the first half of CY2021. Quay Waterfront Newstead received development approval in July 2020 and comprises a mixed-use scheme with ground level retail and approximately 143 premium residential apartments over 25 levels, ranging from 1 bedroom apartments through to 4 bedroom pavilion residences, designed for the owner occupier. The landmark architectural design also proposes unsurpassed residential amenity including a 25 metre rooftop infinity pool, recreation deck and resident wellness centre. Preliminary residential schemes for the balance Sky Stages 2 and 3 are currently under development.

Summary Information - In Progress

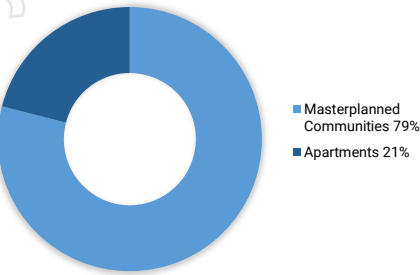
ACQUISITION/AGREEMENT DATE	Apr-08 ¹
LOCATION	Newstead
PROJECT VALUE (INCL. GST)	\$457.8m
TOTAL LOTS ²	427
SETTLEMENT PERIOD	FY24-FY27
OWNERSHIP STRUCTURE	100% Mirvac

1. Agreement date relates to Waterfront Newstead precinct.

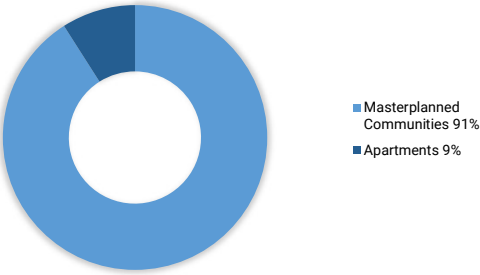
2. Indicative only and subject to change. Final lot number will depend on planning approvals, development and construction decisions as well as market demand and conditions, including COVID-19 uncertainties.

Residential Development
VICTORIA

Mirvac Share Expected Revenue¹
\$5.2 billion



Pipeline Lots²
13,414 lots



In Progress

PROPERTY	ACQUISITION/ AGREEMENT	LOCATION	PROJECT VALUE (INCL. GST)	TOTAL LOTS²	RELEASED	EXCHANGED	SETTLED	SETTLEMENT DATE³		CURRENT PRICE RANGE		CONSTRUCTION PROGRESS⁴	DESCRIPTION	OWNERSHIP STRUCTURE
	DATE							FROM	TO	FROM	TO			
Olivine	Jun 12	Donnybrook	\$1,368.4m	4,502	748	719	589	FY18	FY37	\$127,000	\$439,000		MPC - Land lots	Combination of balance sheet and DMA with Boral
Released Stages			\$219.2m	759	748	719	589	FY18	FY24	\$127,000	\$439,000	82%		
Future Stages			\$1,149.2m	3,743	0	0	0	FY22	FY37	\$230,000	\$400,000	5%		
Smiths Lane	Nov 11	Clyde North	\$1,025.7m	2,939	582	459	84	FY19	FY29	\$173,000	\$400,000		MPC - Land lots	100% Mirvac
Released Stages			\$176.6m	638	582	459	84	FY19	FY23	\$173,000	\$330,000	64%		
Future Stages			\$849.1m	2,301	0	0	0	FY22	FY29	\$224,000	\$400,000	2%		
The Eastbourne	Dec 12	East Melbourne	\$460.3m	258	258	258	257	FY19	FY21	\$500,000	\$14,000,000	100%	Apartments	PDA with Freemasons
The Fabric	Jul 20	Altona North	\$420.4m	573	75	50	0	FY22	FY27	\$475,000	\$1,250,000		MPC - Mix of housing and apartments	100% Mirvac
Released Stages			\$82.8m	90	75	50	0	FY22	FY23	\$660,000	\$1,250,000	5%		
Future Stages			\$178.5m	191	0	0	0	FY23	FY25	\$670,000	\$1,175,000	0%		
Future Stages (apartments)			\$159.1m	292	0	0	0	FY24	FY27	\$475,000	\$612,500	0%		
Tullamore	Jul 15	Doncaster	\$878.1m	914	779	747	620	FY16	FY26	\$380,000	\$2,250,000		MPC - Mix of land, housing & medium density housing	100% Mirvac
Completed Stages			\$107.7m	133	133	133	133	FY16	FY18	\$540,000	\$1,350,000	100%		
Released Stages			\$518.3m	451	410	389	353	FY17	FY26	\$625,000	\$2,250,000	90%		
Apartments Building A (Phoenix)			\$92.9m	134	134	134	134	FY19	FY21	\$380,000	\$1,519,000	100%		
Apartments Building B (Folia)			\$79.5m	102	102	91	0	FY21	FY22	\$395,000	\$1,835,000	70%		
Apartments Building C			\$79.7m	94	0	0	0	FY23	FY24	\$410,000	\$1,500,000	0%		
Wantirna South	Jun 19	Wantirna South	\$1,357.4m	1,717	0	0	0	FY25	FY35	TBC	TBC	0%	MPC - Mix of land, housing & medium density housing	PDA with Boral
Waverley Park	Dec 01	Mulgrave	\$780.3m	1,319	1,309	1,298	1,243	FY04	FY22	\$225,000	\$1,525,000		MPC - Housing	100% Mirvac
Completed Stages			\$708.7m	1,240	1,240	1,240	1,240	FY04	FY21	\$225,000	\$1,405,000	100%		
Released Stages			\$71.6m	79	69	58	3	FY18	FY22	\$520,000	\$1,525,000	48%		
Woodlea	Nov 06	Rockbank	\$1,877.6m	6,338	3,654	3,621	3,130	FY16	FY33	\$135,500	\$1,088,888		MPC - Land lots	50% Mirvac 50% Jayaland Corporation
Completed Stages			\$535.0m	2,499	2,499	2,499	2,499	FY16	FY21	\$135,500	\$1,088,888	100%		
Released Stages			\$523.1m	1,238	1,155	1,122	631	FY16	FY24	\$160,000	\$570,000	70%		
Future Stages			\$819.5m	2,601	0	0	0	FY22	FY33	\$180,000	\$400,000	0%		
Yarra's Edge		Docklands	\$1,513.4m	1,557	1,128	1,015	780	FY05	FY27	\$120,000	\$6,000,000		Apartments (and townhouses)	100% Mirvac
Completed Stages	Apr 11		\$714.4m	664	664	664	664	FY13	FY20	\$500,000	\$6,000,000	100%		
Marina Berths	Mar 04		\$18.1m	149	149	116	116	FY05	FY26	\$120,000	\$285,000	100%		
Voyager - Tower 11	Oct 16		\$303.2m	315	315	235	0	FY22	FY25	\$490,000	\$2,500,000	75%		
Wharf's Entrance Terraces 3	Dec 15		\$57.5m	18	0	0	0	FY24	FY25	\$2,080,000	\$4,650,000	0%		
Park Precinct - Retail Stage	-		\$5.6m	1	0	0	0	FY22	FY22	n/a	n/a	0%		
Future Stages	-		\$414.6m	410	0	0	0	FY25	FY27	\$490,000	\$4,650,000	0%		

1. Represents Mirvac's share of expected future revenue subject to various factors outside of Mirvac's control such as planning and market demand.
2. Indicative only and subject to change. Final lot number will depend on planning approvals, development and construction decisions as well as market demand and conditions, including COVID-19 uncertainties.
3. Settlement dates may vary as circumstances change, such as planning, development and construction decisions as well as market demand and conditions, including COVID-19 uncertainties.
4. Construction progress as a percentage of cost, which includes land subdivision but not land acquisition.

Residential Development

Victoria

OLIVINE, DONNYBROOK ROAD DONNYBROOK, VIC



Olivine is located approximately 30 kilometres north of Melbourne's CBD in Donnybrook. The masterplanned community will encompass over 465 hectares and is expected to deliver circa 4,500 lots over approximately 20 years. Olivine is expected to become home to approximately 11,000 residents and will include a new local town centre, education facilities, health, sports and community infrastructure, whilst 30% of the site will be dedicated to open space and conservation. Hume Anglican Grammar Donnybrook is currently open with students across Prep to Grade 4 and will ultimately expand to a Prep – Year 12 school. The \$2.5m Olivine Community Hub, encompassing a social enterprise café, community space and sales office, opened in 2020, in parallel with Gumnut Adventure Park. The nine hectare active open space precinct has also commenced construction and is expected to be ready for use in 2022.

Summary Information - In Progress

ACQUISITION/AGREEMENT DATE	Jun-12
LOCATION	Donnybrook
PROJECT VALUE (INCL. GST)	\$1,368.4m
TOTAL LOTS ¹	4,502
SETTLEMENT PERIOD	FY18-FY37
OWNERSHIP STRUCTURE	Combination of balance sheet and DMA with Boral

1. Indicative only and subject to change. Final lot number will depend on planning approvals, development and construction decisions as well as market demand and conditions, including COVID-19 uncertainties.

Residential Development

Victoria

SMITHS LANE, SMITHS LANE CLYDE NORTH, VIC



Smiths Lane is a 240-hectare site located approximately 55 kilometres south-east of the Melbourne CBD in Clyde North in the City of Casey growth area. The masterplanned community is expected to deliver over 2,800 lots over ten years and be home to over 7,500 residents. It will include a new local town centre, a government primary school, an active open space precinct with sporting ovals, seven local parks, community facility and walking and cycle trails along Cardinia Creek and the waterway and wetlands. A new Clyde Grammar school is part of the development and is working towards opening for Term 1 in 2022.

Summary Information - In Progress

ACQUISITION/AGREEMENT DATE	Nov-11
LOCATION	Clyde North
PROJECT VALUE (INCL. GST)	\$1,025.7m
TOTAL LOTS ¹	2,939
SETTLEMENT PERIOD	FY19-FY29
OWNERSHIP STRUCTURE	100% Mirvac

1. Indicative only and subject to change. Final lot number will depend on planning approvals, development and construction decisions as well as market demand and conditions, including COVID-19 uncertainties.

Residential Development

Victoria

THE EASTBOURNE, ALBERT STREET EAST MELBOURNE, VIC



The Eastbourne site is approximately 8,200 square metres and is positioned on the footstep of the Fitzroy Gardens in East Melbourne. The Eastbourne completed in mid-2019 and features 258 apartments across two buildings which are serviced by a four-level basement car park and luxurious amenities. This unique development is a distinct addition to East Melbourne and has raised the bar in luxury residential apartment living.

Summary Information - In Progress

ACQUISITION/AGREEMENT DATE	Dec-12
LOCATION	East Melbourne
PROJECT VALUE (INCL. GST)	\$460.3m
TOTAL LOTS	258
SETTLEMENT PERIOD	FY19-FY21
OWNERSHIP STRUCTURE	PDA with Freemasons

Residential Development

Victoria

THE FABRIC, BLACKSHAW ROAD ALTONA NORTH, VIC



The Fabric is an 11.4-hectare urban infill site located in Altona North, 9 kilometres west of Melbourne's CBD. The masterplan comprises a total of over 550 dwellings offering 2, 3 and 4-bedroom townhouses and mid-rise apartments. The Fabric townhouses achieve a strong, contemporary architectural style while responding to the context of the local surrounds. Over one hectare of public open space will be delivered, including a main local park, a pocket park and linear trails linking green areas throughout the development.

Summary Information - In Progress

ACQUISITION/AGREEMENT DATE	Jul-20
LOCATION	Altona North
PROJECT VALUE (INCL. GST)	\$420.4m
TOTAL LOTS ¹	573
SETTLEMENT PERIOD	FY22-FY27
OWNERSHIP STRUCTURE	100% Mirvac

1. Indicative only and subject to change. Final lot number will depend on planning approvals, development and construction decisions as well as market demand and conditions, including COVID-19 uncertainties.

Residential Development Victoria

TULLAMORE, DONCASTER ROAD DONCASTER, VIC



Tullamore is a 47-hectare infill development, comprising vacant land, integrated housing and residential apartments. Located 13 kilometres from Melbourne's CBD, Tullamore is nestled among the highly sought after suburb of Doncaster. Formally the Eastern Golf Course, the project is within close proximity to leading retail, education and transport hubs. The first apartment building at Tullamore, Phoenix, was completed in 2019. Folia, the second apartment building is currently under construction.

Summary Information - In Progress

ACQUISITION/AGREEMENT DATE	Jul-15
LOCATION	Doncaster
PROJECT VALUE (INCL. GST)	\$878.1m
TOTAL LOTS ¹	914
SETTLEMENT PERIOD	FY16-FY26
OWNERSHIP STRUCTURE	100% Mirvac

1. Indicative only and subject to change. Final lot number will depend on planning approvals, development and construction decisions as well as market demand and conditions, including COVID-19 uncertainties.

Residential Development Victoria

WANTIRNA SOUTH, GEORGE STREET

WANTIRNA SOUTH, VIC



Wantirna South is a 171-hectare site located approximately 25 kilometres south-east of the Melbourne CBD. In June 2019 Mirvac entered a Development Management Deed with Boral to develop the quarry and brickworks site into a future masterplanned community. The development of this site will include both the rehabilitation from its previous quarrying and brick production use and the rezoning and subsequent subdivision. It is envisaged that the community will comprise over 1,700 lots, with the masterplan allowing for a mix of residential land and smaller format townhouses, as well as a potential mixed-use zone comprising of a retail offering and higher density affordable housing. It is anticipated that the community will include over 66 hectares of new parkland, designed to invite and extend the adjacent Dandenong Valley Parklands into the site, and over 12 hectares of local public open space.

Summary Information - In Progress

ACQUISITION/AGREEMENT DATE	Jun-19
LOCATION	Wantirna South
PROJECT VALUE (INCL. GST)	\$1,357.4m
TOTAL LOTS ¹	1,717
SETTLEMENT PERIOD	FY25-FY35
OWNERSHIP STRUCTURE	PDA with Boral

1. Indicative only and subject to change. Final lot number will depend on planning approvals, development and construction decisions as well as market demand and conditions, including COVID-19 uncertainties.

Residential Development

Victoria

WAVERLEY PARK, GOODISON COURT

MULGRAVE, VIC



Waverley Park is a masterplanned community located in the south-eastern suburb of Mulgrave, approximately 23 kilometres from Melbourne's CBD. The site, which is over 80 hectares, was previously an Australian Rules Football venue. The oval and a portion of the stadium have been retained and converted into a retail precinct and sporting facilities. Only two stages of the project remain to be completed.

Summary Information - In Progress

ACQUISITION/AGREEMENT DATE	Dec-01
LOCATION	Mulgrave
PROJECT VALUE (INCL. GST)	\$780.3m
TOTAL LOTS	1,319
SETTLEMENT PERIOD	FY04-FY22
OWNERSHIP STRUCTURE	100% Mirvac

Residential Development Victoria

WOODLEA, LEAKES ROAD ROCKBANK, VIC



Woodlea is a 711-hectare, greenfield masterplanned community, situated 29 kilometres west of Melbourne's CBD. The community will accommodate approximately 20,000 residents upon completion, with over 6,000 residents currently residing at Woodlea. Community amenity includes six parks, a medical centre, pharmacy, private childcare and Council community hub (350+ childcare/kindergarten places), smart learning hub, social enterprise cafe, adventure park and a 10-hectare sporting precinct. The development comprises land lots, as well as a townhouse product, built by Mirvac. Bacchus Marsh Grammar primary school, the fifth largest primary school in Victoria, is operational and the State Government is well progressed with construction of a government primary school, expected to open early 2021. Construction of the local town centre, which will be anchored by Coles, is underway and on track for opening in 2021.

Summary Information - In Progress

ACQUISITION/AGREEMENT DATE	Nov-06
LOCATION	Rockbank
PROJECT VALUE (INCL. GST)	\$1,877.6m
TOTAL LOTS ¹	6,338
SETTLEMENT PERIOD	FY16-FY33
OWNERSHIP STRUCTURE	50% Mirvac 50% Jayaland Corporation

1. Indicative only and subject to change. Final lot number will depend on planning approvals, development and construction decisions as well as market demand and conditions, including COVID-19 uncertainties.

Residential Development Victoria

YARRA'S EDGE, LORIMER STREET DOCKLANDS, VIC



Yarra's Edge is a 14-hectare site located on the north facing bank of the Yarra River in Melbourne's Docklands. Mirvac commenced works at Yarra's Edge in 1999 and on completion, the precinct will include around 2,300 dwellings¹, with a component of retail, commercial space and a marina.

Summary Information - In Progress

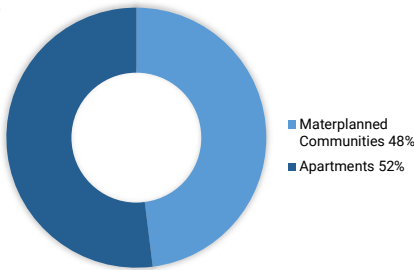
ACQUISITION/AGREEMENT DATE	Various (from 2004)
LOCATION	Docklands
PROJECT VALUE (INCL. GST)	\$1,513.4m
TOTAL LOTS ¹	1,557 ²
SETTLEMENT PERIOD	FY05-FY27
OWNERSHIP STRUCTURE	100% Mirvac

1. Indicative only and subject to change. Final lot number will depend on planning approvals, development and construction decisions as well as market demand and conditions, including COVID-19 uncertainties.

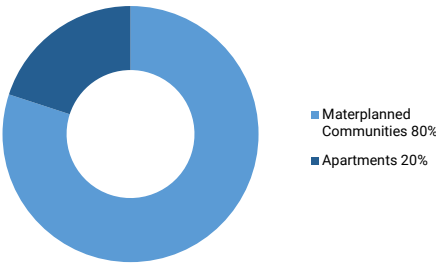
2. Includes Wharf's Entrance, Marina Berths and Park Precinct.

Residential Development
WESTERN AUSTRALIA

Mirvac Share Expected Revenue¹
\$0.7 billion



Pipeline Lots²
1,797 lots



In Progress

PROPERTY	ACQUISITION/ AGREEMENT	LOCATION	PROJECT VALUE	TOTAL LOTS²	RELEASED	EXCHANGED	SETTLED	SETTLEMENT DATE³		CURRENT PRICE RANGE		CONSTRUCTION	DESCRIPTION	OWNERSHIP STRUCTURE
	DATE		(INCL. GST)					FROM	TO	FROM	TO	PROGRESS⁴		
Beachside Leighton	Aug 06	North Fremantle	\$351.6m	287	287	276	272	FY11	FY22	\$420,000	\$8,950,000		Apartments with mixed use	100% Mirvac
Completed Stages			\$170.0m	69	69	69	69	FY11	FY16	\$840,000	\$8,950,000	100%		
Prima & Meridian			\$114.0m	113	113	113	113	FY18	FY20	\$495,000	\$1,860,000	100%		
Compass			\$66.5m	104	104	93	90	FY21	FY22	\$420,000	\$1,145,000	99%		
Hotel Site			\$1.1m	1	1	1	0	FY21	FY21	\$1,000,000	\$1,000,000	100%		
Claremont	Jan 15	Claremont	\$152.4m	233	233	221	220	FY19	FY23	\$399,000	\$1,495,000		Apartments	100% Mirvac
Grandstand			\$91.0m	142	142	136	135	FY19	FY22	\$399,000	\$1,165,000	100%		
Reserve			\$61.4m	91	91	85	85	FY19	FY23	\$495,000	\$1,495,000	100%		
Henley Brook	Nov 18	Henley Brook	\$148.1m	603	41	0	0	FY21	FY26	\$180,000	\$325,000		MPC - Land lots	100% Mirvac
Released Stages			\$10.6m	41	41	0	0	FY21	FY22	\$220,000	\$325,000	0%		
Future Stages			\$137.5m	562	0	0	0	FY22	FY26	\$180,000	\$319,000	0%		
Iluma Private Estate	Dec 14	Bennett Springs	\$163.1m	623	398	303	287	FY18	FY24	\$125,000	\$349,000		MPC - Land lots	100% Mirvac
Released Stages			\$121.4m	464	398	303	287	FY18	FY24	\$125,000	\$349,000	85%		
Future Stages			\$41.7m	159	0	0	0	FY22	FY24	\$225,000	\$329,000	0%		
Madox	Feb 16	Piara Waters	\$113.0m	394	237	185	181	FY18	FY24	\$134,000	\$385,000		MPC - Land lots	100% Mirvac
Released Stages			\$78.4m	269	237	185	181	FY18	FY23	\$165,000	\$385,000	89%		
Future Stages			\$34.6m	125	0	0	0	FY23	FY24	\$134,000	\$340,000	0%		
ONE71 Baldivis	Dec 13	Baldivis	\$74.8m	413	235	189	185	FY16	FY28	\$139,000	\$268,000		MPC - Land lots	100% Mirvac
Released Stages			\$52.8m	287	235	189	185	FY16	FY28	\$139,000	\$268,000	74%		
Future Stages			\$22.0m	126	0	0	0	FY24	FY28	\$139,000	\$205,000	0%		
Osprey Waters	Dec 13	Mandurah	\$83.3m	458	412	397	393	FY14	FY23	\$109,000	\$450,000		MPC - Land lots	100% Mirvac
Completed Stages			\$47.8m	266	262	262	262	FY14	FY19	\$109,000	\$239,000	100%		
Released Stages			\$31.6m	170	150	135	131	FY14	FY23	\$147,000	\$278,000	85%		
Future Stages			\$3.9m	22	0	0	0	FY22	FY23	\$174,000	\$450,000	0%		
The Peninsula	Feb 03	Burswood	\$831.8m	761	443	437	437	FY07	FY26	\$350,000	\$13,395,000		Apartments, Medium Density & Land Lots	100% Mirvac
Completed Stages			\$476.9m	419	419	419	419	FY07	FY17	\$385,000	\$13,395,000	100%		
Lot 16			\$5.9m	7	7	6	6	FY18	FY22	\$670,000	\$1,785,000	68%		
Lot 3			\$8.0m	17	17	12	12	FY18	FY21	\$440,000	\$562,000	100%		
Future Stages			\$341.0m	318	0	0	0	FY23	FY26	\$350,000	\$11,990,000	0%		

1. Represents Mirvac's share of expected future revenue subject to various factors outside of Mirvac's control such as planning and market demand.
2. Indicative only and subject to change. Final lot number will depend on planning approvals, development and construction decisions as well as market demand and conditions, including COVID-19 uncertainties.
3. Settlement dates may vary as circumstances change, such as planning, development and construction decisions as well as market demand and conditions, including COVID-19 uncertainties.
4. Construction progress as a percentage of cost, which includes land subdivision but not land acquisition.

Residential Development

Western Australia

BEACHSIDE LEIGHTON, FREEMAN LOOP NORTH FREMANTLE, WA



Beachside Leighton is a mixed-use development, approximately 20 kilometres south west of the Perth CBD in a coastal location, comprising apartments, terraces, retail and a future development site. Construction of all stages is now complete.

Summary Information - In Progress

ACQUISITION/AGREEMENT DATE	Aug-06
LOCATION	North Fremantle
PROJECT VALUE (INCL. GST)	\$351.6m
TOTAL LOTS	287
SETTLEMENT PERIOD	FY11-FY22
OWNERSHIP STRUCTURE	100% Mirvac

Residential Development

Western Australia

CLAREMONT, CORNER GRAYLANDS ROAD & KYLE WAY CLAREMONT, WA



Acquired in 2015 as part of the WA State Government's redevelopment of the Claremont North East Precinct, the Claremont project is located 9 kilometres south-west of the Perth CBD. Claremont by Mirvac comprises 233 unique apartments across two stages (Grandstand and Reserve) set around the periphery of the iconic Claremont Oval. In 2019 the project won the UDIA Award for Excellence in Marketing, for the Rent to Buy Campaign.

Summary Information - In Progress

ACQUISITION/AGREEMENT DATE	Jan-15
LOCATION	Claremont
PROJECT VALUE (INCL. GST)	\$152.4m
TOTAL LOTS	233
SETTLEMENT PERIOD	FY19-FY23
OWNERSHIP STRUCTURE	100% Mirvac

Residential Development

Western Australia

HENLEY BROOK, PARK STREET HENLEY BROOK, WA



Henley Brook is a future masterplanned community located 22 kilometres north-east of the Perth CBD in Perth's fastest growing corridor and within the municipality of the City of Swan. The 33.5-hectare site will comprise over 600 land lots¹.

Summary Information - In Progress

ACQUISITION/AGREEMENT DATE	Nov-18
LOCATION	Henley Brook
PROJECT VALUE (INCL. GST)	\$148.1m
TOTAL LOTS ¹	603
SETTLEMENT PERIOD	FY21-FY26
OWNERSHIP STRUCTURE	100% Mirvac

1. Indicative only and subject to change. Final lot number will depend on planning approvals, development and construction decisions as well as market demand and conditions, including COVID-19 uncertainties.

Residential Development

Western Australia

ILUMA PRIVATE ESTATE, MARSHALL ROAD BENNETT SPRINGS, WA



Iluma Private Estate is a masterplanned community within the City of Swan's urban growth corridor, approximately 15 kilometres north-east of Perth's CBD. The first six stages of the project are complete with the 44-hectare site ultimately providing over 600 residential dwellings¹ linked by a series of central linear public open spaces.

Summary Information - In Progress

ACQUISITION/AGREEMENT DATE	Dec-14
LOCATION	Bennett Springs
PROJECT VALUE (INCL. GST)	\$163.1m
TOTAL LOTS ¹	623
SETTLEMENT PERIOD	FY18-FY24
OWNERSHIP STRUCTURE	100% Mirvac

1. Indicative only and subject to change. Final lot number will depend on planning approvals, development and construction decisions as well as market demand and conditions, including COVID-19 uncertainties.

Residential Development Western Australia

MADOX, NICHOLSON ROAD PIARA WATERS, WA



Madox is a masterplanned community located 22 kilometres south east of the Perth CBD and is intended to deliver close to 400 lots¹. Four stages as well as the central open space have now been completed.

Summary Information - In Progress

ACQUISITION/AGREEMENT DATE	Feb-16
LOCATION	Piara Waters
PROJECT VALUE (INCL. GST)	\$113.0m
TOTAL LOTS ¹	394
SETTLEMENT PERIOD	FY18-FY24
OWNERSHIP STRUCTURE	100% Mirvac

1. Indicative only and subject to change. Final lot number will depend on planning approvals, development and construction decisions as well as market demand and conditions, including COVID-19 uncertainties.

Residential Development

Western Australia

ONE71 BALDIVIS, BALDIVIS ROAD BALDIVIS, WA



One71 Baldivis is a masterplanned community located 40 minutes from Perth's CBD in the south-west corridor. The site is approximately 30 hectares and will house 413 lots¹ at completion. Four stages have been completed and the community now has a primary school, Sheoak Grove Primary School, which opened in early 2020.

Summary Information - In Progress

ACQUISITION/AGREEMENT DATE	Dec-13
LOCATION	Baldivis
PROJECT VALUE (INCL. GST)	\$74.8m
TOTAL LOTS ¹	413
SETTLEMENT PERIOD	FY16-FY28
OWNERSHIP STRUCTURE	100% Mirvac

1. Indicative only and subject to change. Final lot number will depend on planning approvals, development and construction decisions as well as market demand and conditions, including COVID-19 uncertainties.

Residential Development

Western Australia

OSPREY WATERS, BRIDGEWATER BOULEVARD MANDURAH, WA



Osprey Waters is a masterplanned community located 50 minutes south of the Perth CBD and will deliver over 450 lots¹. Additionally, the site will deliver 15 hectares of quality, landscaped public open space, 2.2 hectares of spectacular foreshore reserve, retained natural bushland, boardwalks, walking trails, playgrounds and other community spaces.

Summary Information - In Progress

ACQUISITION/AGREEMENT DATE	Dec-13
LOCATION	Mandurah
PROJECT VALUE (INCL. GST)	\$83.3m
TOTAL LOTS ¹	458
SETTLEMENT PERIOD	FY14-FY23
OWNERSHIP STRUCTURE	100% Mirvac

1. Indicative only and subject to change. Final lot number will depend on planning approvals, development and construction decisions as well as market demand and conditions, including COVID-19 uncertainties.

Residential Development Western Australia

THE PENINSULA, THE CIRCUS BURSWOOD, WA



This 17-hectare site is located within the town of Victoria Park on the Burswood Peninsula, approximately five kilometres east of Perth's CBD. The development comprises seven apartment buildings as well as land and built form lots and is adjacent to the Crown Casino and entertainment complex and the new Perth Stadium.

Summary Information - In Progress

ACQUISITION/AGREEMENT DATE	Feb-03
LOCATION	Burswood
PROJECT VALUE (INCL. GST)	\$831.8m
TOTAL LOTS ¹	761
SETTLEMENT PERIOD	FY07-FY26
OWNERSHIP STRUCTURE	100% Mirvac

1. Indicative only and subject to change. Final lot number will depend on planning approvals, development and construction decisions as well as market demand and conditions, including COVID-19 uncertainties.

Important Notice

Mirvac Group comprises Mirvac Limited (ABN 92 003 280 699) and Mirvac Property Trust (ARSN 086 780 645). This Property Compendium has been prepared by Mirvac Limited and Mirvac Funds Limited (ABN 70 002 561 640, AFSL number 233121) as the responsible entity of Mirvac Property Trust (collectively “Mirvac” or “Mircvac Group”). Mirvac Limited is the issuer of Mirvac Limited ordinary shares and Mirvac Funds Limited is the issuer of Mirvac Property Trust ordinary units, which are stapled together as Mirvac Group stapled securities. All dollar values are in Australian dollars (A\$).

The information contained in this Property Compendium has been obtained from or based on sources believed by Mirvac Group to be reliable. To the maximum extent permitted by law, Mirvac, its affiliates, officers, employees, agents and advisors do not make any warranty, express or implied, as to the currency, accuracy, reliability or completeness of the information in this Property Compendium or that the information is suitable for your intended use and disclaim all responsibility and liability for the information (including, without limitation, liability for negligence).

This Property Compendium is not financial advice or a recommendation to acquire Mirvac Group stapled securities and has been prepared without taking into account the objectives, financial situation or needs of individuals.

Before making an investment decision prospective investors should consider the appropriateness of the information in this Property Compendium and Mirvac Group’s other periodic and continuous disclosure announcements lodged with the Australian Securities Exchange having regard to their own objectives, financial situation and needs and seek such legal, financial and/or taxation advice as they deem necessary or appropriate to their jurisdiction.

To the extent that any general financial product advice in respect of the acquisition of Mirvac Property Trust units as a component of Mirvac Group stapled securities is provided in this Property Compendium, it is provided by Mirvac Funds Limited. Mirvac Funds Limited and its related bodies corporate, and their associates, will not receive any remuneration or benefits in connection with that advice. Directors and employees of Mirvac Funds Limited do not receive specific payments of commissions for the authorised services provided under its Australian Financial Services Licence. They do receive salaries and may also be entitled to receive bonuses, depending upon performance. Mirvac Funds Limited is a wholly owned subsidiary of Mirvac Limited.

This Property Compendium contains certain “forward looking” statements. The words “anticipated”, “expected”, “projections”, “forecast”, “estimates”, “could”, “may”, “target”, “consider” and “will” and other similar expressions are intended to identify forward looking statements. Forward looking statements, opinions, valuations and estimates provided in this Property Compendium are based on assumptions and contingencies which are subject to change without notice, as are statements about market and industry trends, which are based on interpretations of current market conditions. Forward-looking statements including projections, indications or guidance on future earnings or financial position and estimates are provided as a general guide only and should not be relied upon as an indication or guarantee of future performance. There can be no assurance that actual outcomes will not differ materially from these statements. To the full extent permitted by law, Mirvac Group and its directors, officers, employees, advisers, agents and intermediaries disclaim any obligation or undertaking to release any updates or revisions to the information to reflect any change in expectations or assumptions.

An investment in Mirvac Group stapled securities is subject to investment and other known and unknown risks, some of which are beyond the control of Mirvac Group, including possible delays in repayment and loss of income and principal invested. Mirvac does not guarantee any particular rate of return or the performance of Mirvac Group nor does it guarantee the repayment of capital from Mirvac Group or any particular tax treatment.

Past performance information given in this Property Compendium is given for illustrative purposes only and should not be relied upon as (and is not) an indication of future performance.

This Property Compendium is not an offer or an invitation to acquire Mirvac Group stapled securities or any other financial products and is not a prospectus, product disclosure statement or other offering document under Australian law or any other law. It is for information purposes only.

The information contained in this Property Compendium is dated 31 December 2020, unless otherwise stated.

For personal use only

St Leonards Square, Sydney

Contact Us

MIRVAC GROUP

Level 28, 200 George Street Sydney NSW 2000

TWITTER
@mirvac

WEBSITE
mirvac.com

PHONE
+61 2 9080 8000

EMAIL
investor.relations@mirvac.com