



Pointerra Limited

29 July 2021

June 2021 Quarter (Q4 FY21) Activities and Cash Flow Report

Pointerra Limited (ASX:3DP) (Pointerra; the Company) is pleased to provide an overview of the June 2021 quarter activities and the associated cash flows and cash position in the Appendix 4C (attached) for one of the busiest and most productive quarters in the Company's short history.

Highlights:

- **Record quarterly cash receipts from customers A\$1.45 million**
- **Second successive cashflow positive quarter from operating activities A\$0.10 million**
- **Successful completion of platform evaluation by Eversource Energy moving into full enterprise deployment**
- **Demand for greater insight by electric utility customers leads to launch of Pointerra's new Utility Explorer**
- **Successful acquisition and on-boarding of the Airovant team brings new capability and customers**
- **First commercial order received for feature extraction from 3Dinsight.ai source data**

Operations

Customer Growth

During the quarter the Company continued to grow the spend by existing customers and also add new customers across Pointerra's suite of services – DaaS (Data as a Service), AaaS (Analytics as a Service) and DPaaS (Data Processing as a Service).

Continuing the trend of recent quarters, growth in spend by Pointerra's existing subscription customers across Pointerra's entire DPaaS, DaaS and AaaS platform was augmented by onboarding new customers in the following sectors:



Pointerra Limited

- Aerial & Mobile Mapping (LiDAR and imagery) – US and Australia
- Power Utilities – US
- Telco's – US & Australia
- Land Surveying & Mapping – US and Australia
- Mining, Oil & Gas – US & Australia
- AEC (Architecture, Engineering & Construction) – US, UK and Australia

The Company also continued platform rollout and enterprise deployment activities in the US with Pacific Gas and Electric and Eversource Energy, as well as working with existing utility customers both directly and via their mapping partners across the US. These included (but are not limited to) Florida Power & Light, Southern California Edison, San Diego Gas & Electric, Seattle City Light, American Transmission Company and Tennessee Valley Authority.

Eversource Energy

For the past 9 months (as part of its storm response efforts) Eversource has engaged Pointerra to deploy an enterprise repository and data analytics platform to extract actionable information from geospatial data. The objective of the proof of concept (POC) deployment was to deliver better and more informed asset management decisions, providing faster response times and higher reliability for its 4 million customers in the New England region, which comprises Connecticut, Massachusetts and New Hampshire.

Following the successful completion of the POC deployment, which was also used by Eversource to evaluate different data types (2D imagery and 3D LiDAR) and capture strategies (mobile, drone and higher altitude aerial), Pointerra is now working with Eversource on full enterprise-wide deployment.

The enterprise-wide deployment will provide a full digital twin of Eversource's power network and will help Eversource deliver higher levels of reliability to customers and enhanced network resilience through grid modernisation and increased operational efficiencies. These outcomes will be realised through fewer outages, shorter restoration times, more effective response efforts and predictive analytics around vegetation and asset management.

Pacific Gas and Electric

Pointerra has been working with PG&E since 2019, assisting the customer solve a range of digital asset management problems during an equally challenging time for the company as it emerged from bankruptcy during 2020.



Pointerra Limited

Prior to the acquisition of Airovant during the quarter, Pointerra had also been working alongside the Airovant team in providing geospatial data, digital asset management and business risk insight solutions to mutual customers, including PG&E.

The scope and extent of Pointerra's role in supporting PG&E's requirements has increased significantly following the arrival of the Airovant team and the Company is now providing PG&E with enhanced asset intelligence and digital twin functionality through Pointerra's Asset Explorer solution.

Pointerra's Risk Explorer will deliver key risk assessments derived from the digital twin, enabling PG&E to take prescriptive mitigation actions to improve asset health.

As these business intelligence tools are progressively deployed by the Company across the PG&E enterprise, improvements in mission critical data accessibility, extensibility, maintainability and visibility will also be delivered to key PG&E stakeholders.

Utility Explorer

Pointerra's power utility sector solutions have continuously evolved since 2018, responding to the rapidly developing digital asset management needs of the sector.

The Company was initially focused in solving 3D data management problems for the sector via a cloud-deployed common data environment and this led to a deeper awareness of the challenges associated with understanding the condition of a power utility network that in some cases spans 10's of thousands of square miles.

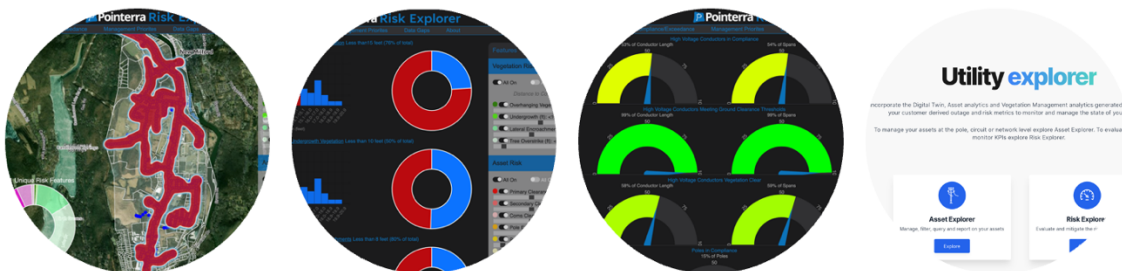
Pointerra's AaaS and DPaaS solutions were a natural extension to the core DaaS platform, providing power utilities and their mapping (data acquisition) partners with faster access to enhanced levels of insight, all of which combines to underpin the Company's commercial value proposition.

These commercial relationships are established and built on trust, reliability and dependability. Through this level of engagement Pointerra has experienced demand for even greater levels of asset condition insight (business intelligence) by senior management (including the C-Suite) from existing and prospective utility sector customers.



Pointerra Limited

The Company responded and during the quarter launched Pointerra's Utility Explorer, including Asset Explorer and Risk Explorer.



The objective of the Utility Explorer solution is to provide business intelligence to support decision making that is less data focused than Pointerra's core platform.

How does it work? Pointerra's core utility analytics stack automatically extracts a detailed Digital Twin of the power networks from 3D point cloud data resulting in a very accurate 3D model and detailed measurements that support a variety of use cases including vegetation management, asset management and network maintenance.

Pointerra's Asset Explorer and Risk Explorer takes the granularity of the underlying network model presenting it in a way that simplifies interpretation, risk identification and decision making.

Risk Explorer takes the Digital Twin, combines it with other data including outage and weather information, and calculates Key Indicators across a number of critical risk and performance dimensions.

Thresholds for each parameter can be interactively adjusted with the dashboard dynamically updating to show how the risk and performance of the network alters.

Risk Explorer facilitates scenario modelling to improve network operational reliability, resilience and risk feeding into network maintenance programs. A risk 'heat map' shows spatially the areas of most risk allowing better allocation of valuable resources.

Asset Explorer leverages Pointerra's Common Data Environment to deliver a unified view of information relating to a particular asset.



Pointerra Limited

Combining the Digital Twin with inspection imagery and maintenance, Asset Explorer provides a full understanding of the condition and history of an asset to plan and task maintenance activities.

Integrated with Risk Explorer, utility customers can identify areas of risk from the heat map and 'drill down' to a detailed view of the Digital Twin and associated information, including API links to other enterprise applications.

Pointerra's Risk and Asset Explorers represent a step-change advancement in Pointerra's Utility Solution allowing senior executives to fully understand and appreciate the value of Pointerra as it relates to network resilience and understanding risk.

Configurable to support the specific needs of each utility, the Utility Explorer suite has been designed to present KPI outcomes that are dynamically displayed and variable depending on user inputs for vegetation, climate and other important asset risk parameters.

Utility Explorer has been well received by existing customers and is expected to help grow the AaaS spend across the utility sector in Australia and the US.

The Company expects to progressively introduce additional sector-specific business intelligence dashboards (similar to Utility Explorer) across target sectors in coming quarters.

AEC Sector

The quarter also saw continued growth in demand for Pointerra's platform from large regional and global engineering firms (AEC sector), who are actively engaged in early works for local, state and federal government COVID-19 recovery civil infrastructure investment initiatives.


The speed of deployment and sheer quantum of funds being committed by governments around the world into investment in civil infrastructure as part of COVID-19 economic stimulus is unprecedented. This activity is also driving the acceleration of innovation adoption by the AEC sector, which the Company expects will contribute to further growth in AEC sector customer acquisition by Pointerra in coming quarters and into calendar 2022.



Pointerra Limited

Mining & Extractive Industries

Pointerra is currently helping the mining sector meet regulatory obligations and improve site safety through the delivery of automated haul road compliance analytics.



Using 3D point cloud data generally captured for other purposes, Pointerra has been able to replace a traditionally manual exercise that took several days with a fully automated analytic delivered within minutes of data acquisition.

These analytics are currently deployed at selected sites for tier-1 miners within Australia however the solution is globally scalable, solving a significant sector-wide problem.

The Company is also working with a number of tier-1 miners to streamline their drone operations through cloud based data processing and analytics. Pointerra's solution removes numerous challenges associated with dedicated processing hardware and node-locked desktop software licensing that are often confined to site, making it difficult to share data and insight across geographically distributed global operations.

Applying Pointerra's utility sector analytics to meet the specific power grid requirements of the mining sector, delivering insight via a common data environment that allows the information to be used across the enterprise, has also been successful for the Company.

The Company is currently working with tier-1 miners to incorporate real-time autonomous fleet data into the Pointerra platform to help maintain a mine's master terrain dataset and deliver associated analytics, delivering material improvements to productivity and safety.



Pointerra Limited

Airovant Acquisition

During the quarter the Company announced the proposed acquisition of the business assets and undertakings of US drone- based digital asset management business, Airovant, LLC (Airovant).

Pointerra has been collaborating and working with Airovant to service mutual customers and prospects since the middle of calendar 2020 and during this time it became apparent to both organisations that there was a shared vision for growing subscription based digital asset management platforms (using both 2D and 3D data).

During this time the alignment of culture and ambition by both organisations lead to discussions around the Airovant team joining Pointerra, which was formalised when the acquisition settled on 4 June 2021.

In recent weeks Airovant customers, imagery solutions and business intelligence platforms have been migrated and deployed to the Pointerra ecosystem. In addition to providing a step-change increase in ACV, the Airovant team have also delivered to the Company's US operations an increase in the dimension and scale of offerings – both across multiple industry sectors (breadth) and deeper into specific target sectors.

US Defense Sector

During the Quarter, Pointerra continued to participate in face to face and online demonstrations to audiences across a range of defense and intelligence sector agencies.

Responding to the sheer scope of opportunities, the Company's US Defense Sector Consultant, Jason Higgs (a former Major and pilot in the US Air Force with over 20 years of Special Operations experience) moved to a full-time role during the quarter.

As previously reported, defense sector demonstrations showcased dynamic, real world applications for Pointerra's platform that solve existing problems facing defense and intelligence agencies.

Subsequent partnerships with these agencies to lodge joint applications for rapid funding rounds via the US Federal Government's Small Business Innovation Research (SBIR) and Small Business Technology Transfer (STTR) programs also progressed during the quarter.



Pointerra Limited

The SBIR and STTR programs offer a proven, well established pathway to access short-term funding to support the provision of defense and intelligence sector solutions in the US marketplace as a pathway to full enterprise deployment supporting each agency's operations.

Pointerra remains actively engaged in more than 25 SBIR, STTR and direct contract opportunities across Army, Air Force, Navy and other military and intelligence sector agencies in the US.

To assist in targeting and executing defense and intelligence sector opportunities in the US the Company continues to explore consulting arrangements with recently retired ranking officers with knowledge of the role geospatial technology provides in providing real-time situational awareness, supporting mission planning and intelligence activities.

The Company's disciplined strategy in pursuing defense and intelligence sector opportunities is clearly directed towards generating short-term program funding and paid commercial agreements to create a funded pathway to larger, longer term whole of agency deployments of Pointerra's platform.

3Dinsight.ai

During the quarter the Company continued working with existing mapping customers and partners as well as asset owner customers (eg power utilities) in Australia and the US to secure 3D data access and license (and revenue share) agreements across a range of terrestrial, mobile and aerial 3D datasets for deployment to Pointerra's world-first 3Dinsight.ai platform.

The Company's partnership with global mobile mapping giant HERE Technologies (HERE) was again central to progress made on the 3Dinsight.ai initiative during the quarter.

During the June quarter, Pointerra and HERE progressed technical integration (so Pointerra and 3Dinsight.ai can access HERE's enormous cloud-based, multi-epoch LiDAR libraries) and framing customer market-facing messaging to provide 3Dinsight.ai with important (and high value) base-level LiDAR data to generate products and services to foundation-customer prospects.

Unlike existing 3D data marketplaces that seek to sell 3D data through clip-and-ship style transactions, Pointerra's 3Dinsight.ai platform instead provides answers to a range of digital asset management questions, using 3D LiDAR data to interpret and analyse asset condition, selling access to this insight through discrete-event and subscription-based commercial models.



Pointerra Limited

Customers and subscribers will be able to purchase or subscribe to insight derived from the hosted 3D data leveraging Pointerra's proprietary analytics engine, to answer critical business problems, support decision making and drive strategic asset management planning.

During the quarter the Company secured (from an existing customer) the first order for data and analytics insight from 3Dinsight.ai. The customer has been using Pointerra's core platform since 2019 and through the relationship and trust established over this period, the customer was willing to allow Pointerra to source suitable data from existing Pointerra data partners to provide the answer they sought.

This milestone, whilst not initially financially material, represents important validation of the Company's premise that customers are not really interested in data, or analytics, if they can trust their solution provider to deliver the answer – i.e. asset management insight – which is what they're really looking for from 3D data.

The launch of the 3Dinsight.ai initiative will continue in coming quarters as additional data layers (and data partners) are identified, with the resultant insight subscriptions (recurring Insight as a Service contracts) marketed to select prospects across federal, state and local government agencies and the commercial sector in Australia, New Zealand and the US.

*** Coming Soon and Powered by Pointerra. 3D Data Solved ***

3Dinsight.ai

Purchase or subscribe to asset management insight derived from 3D data

Leverage Pointerra's proprietary 3D data analytics engine to answer critical business problems and support decision making.



Pointerra Limited

The Company believes that over time, 3Dinsight.ai will become the largest and most valuable part of Pointerra's commercial offerings as the (current) core DPaaS, DaaS and AaaS solutions, enhanced by machine learning and artificial intelligence developments, drive deeper and more valuable on-demand and "pushed" insight to the Company's subscription customers.

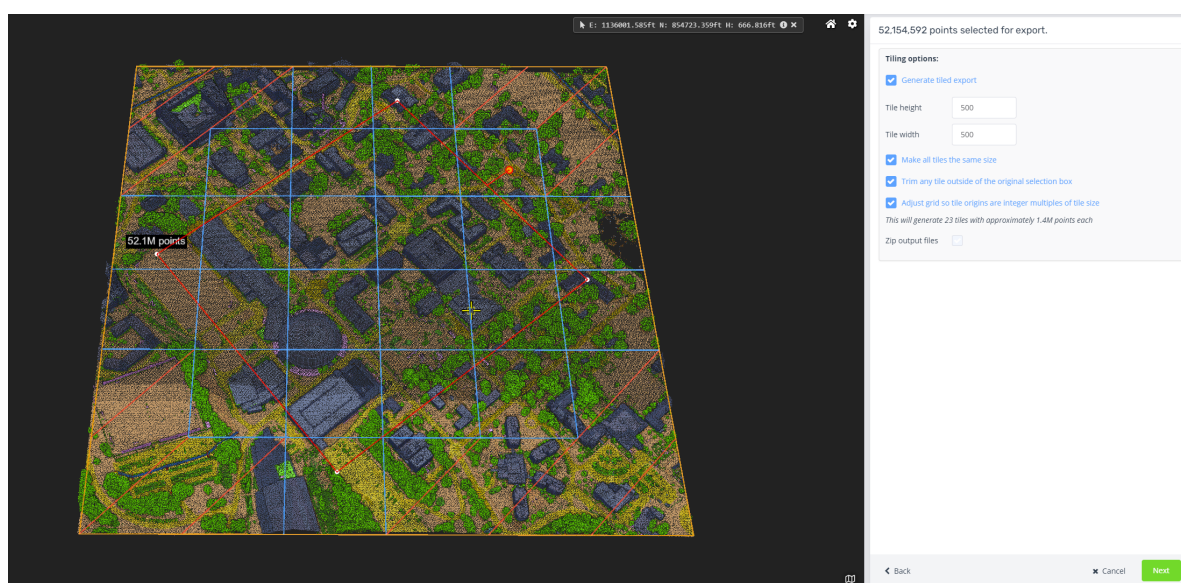
Solution Development and R&D Activities

Solution Development

Pointerra's platform is continually being enhanced in response to customer requests and in line with the product roadmap. Details of released changes and enhancements can be found in the regularly updated platform release notes on the Pointerra platform. A few of the more significant highlights for this quarter are detailed below.

Core Platform (DaaS). Several new features have been added to the platform, including:

- Improved exporting interface that includes a tiling pipeline to allow customers to split large exports into tiles;
- Support for creation (via export) of digital elevation and surface models (DEM and DSM);
- Additional functionality added to the 360 photo viewing, including a new auto-play mode; and
- Further API support across several areas to assist with platform integration initiatives by customers.







Analytics as a Service (AaaS). There has been a focus on providing enhancements to the AaaS platform in response to the growing list of electrical utility customers and as the platform broadens to address the needs of customers in other domains, including mining, road, rail, AEC, and defense.

Autoclassification

The auto-classification and associated edit tools continue to be refined. There are several customers now actively using the in-browser edit tools and a number of performance improvements have been made in response to customer feedback. Further enhancements focussed on workflow and supporting multi-user task scheduling/tracking will be incorporated into future releases.

Electric Utilities

- Development work for a third generation of the pole and wire feature extraction analytics is well underway. This is expected to provide order-of-magnitude improvements in detection accuracy and run times. Expected release date is Q3 calendar 2021;
- Continued development of output formats and reports in response to customer requests – in particular extracting relevant information to support 5G antenna placement on utility network poles is being developed jointly with customers; and
- The range of vegetation encroachment analytics has been broadened to include several new tests that are based on individual tree detection and measurement functionality that has been added to the platform. These tree detection algorithms are also being applied into other



applications, such as tree inventory, where calculation of trunk diameter and crown size from point clouds is performed.




Pointerra Limited

Mining

Pointerra have been working with mining customers to develop analytics for compliance monitoring of haul roads. This has changed a manual process that can take several days, or even weeks, into an automated tool that runs in a matter of minutes.

Using regular 3D LiDAR scans, the entire site can be analysed to determine if as-built haul roads meet regulatory requirements and highlight areas that are out of conformance. The tool has widespread applicability and will be the basis for growing the uptake of the platform in the mining sector.

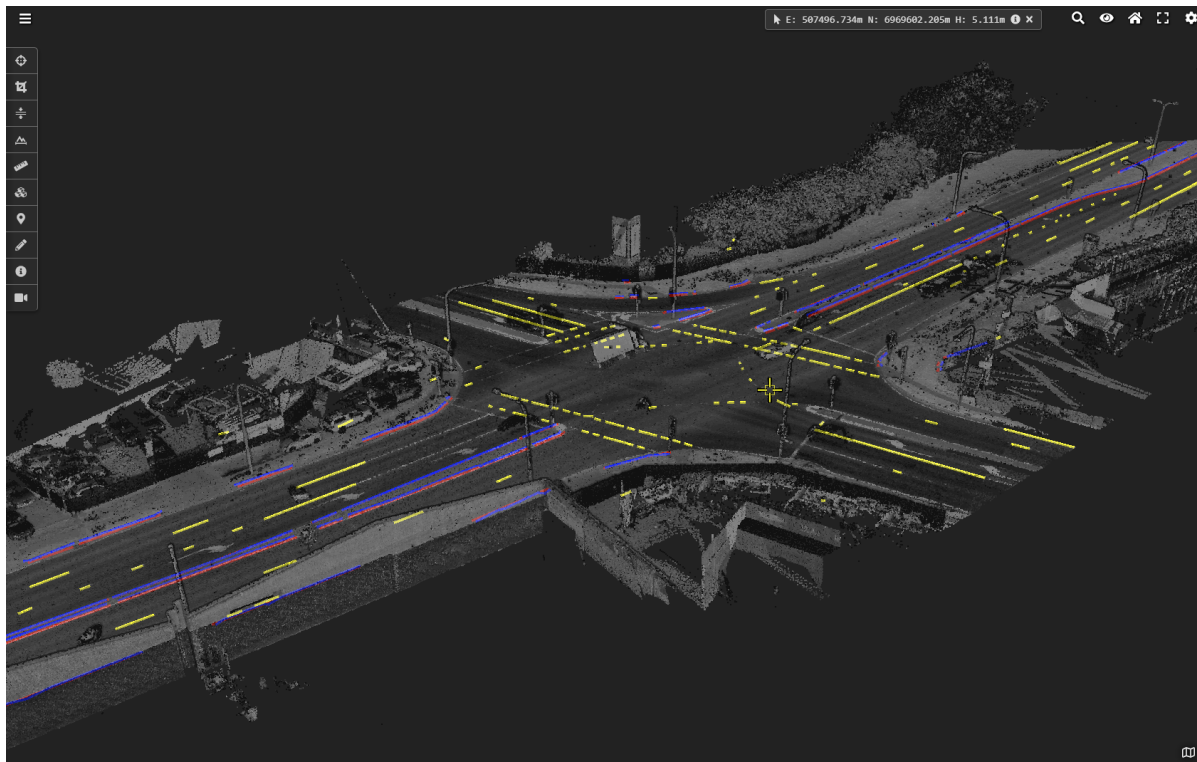




Pointerra Limited

Road and rail

Development of feature extraction analytics aimed at road and rail applications continues to be a major focus of development efforts. This includes extraction of road line markings, curbing, signage, barriers, and other street furniture.



AEC

Work is underway to integrate the Airoport application that was part of the Airovant acquisition into the Pointerra ecosystem. This new application will focus on data management and analytics for site-level AEC data capture (primarily with drones) workflows. Adding the Pointerra platform capabilities, particularly around point clouds, into the existing Airoport application will result in a compelling offering for existing Airoport customers and prospects, as well as providing a more complete offering to the AEC sector that is a key strategic focus for Pointerra.

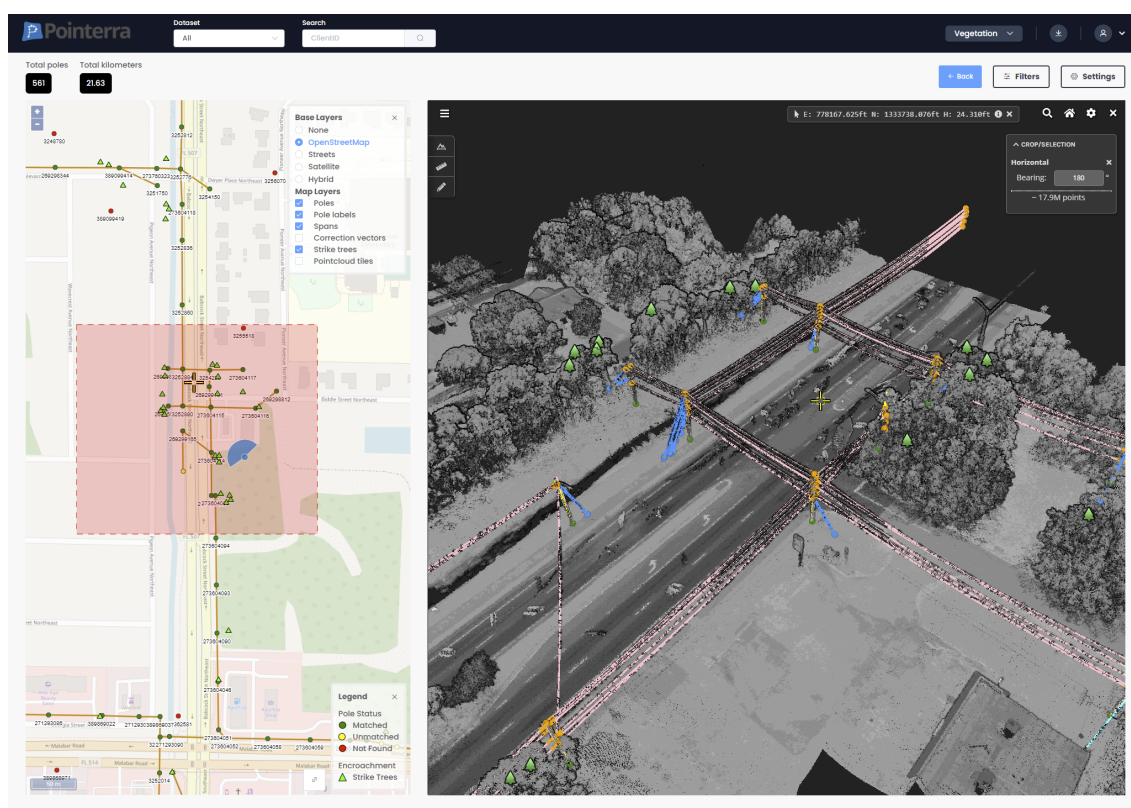


Pointerra Limited

New Utility Asset and Risk Explorer applications

A new asset explorer interface that is built for working with the large volumes of data being generated by the Pointerra analytics has been in development for several months and is now ready for beta testing with selected customers.

The asset explorer application allows users to view the extracted information in a more flexible manner, generate self-serve reports and manage the workflow of data through the process.



In addition to the asset explorer, risk analysis tools being developed by Airovant are being incorporated into the platform. This will enable electrical utilities to explore all of the 3D analytics data in combination with existing customer-derived outage and fault statistics to evaluate risk, monitor KPIs and perform predictive analytics.

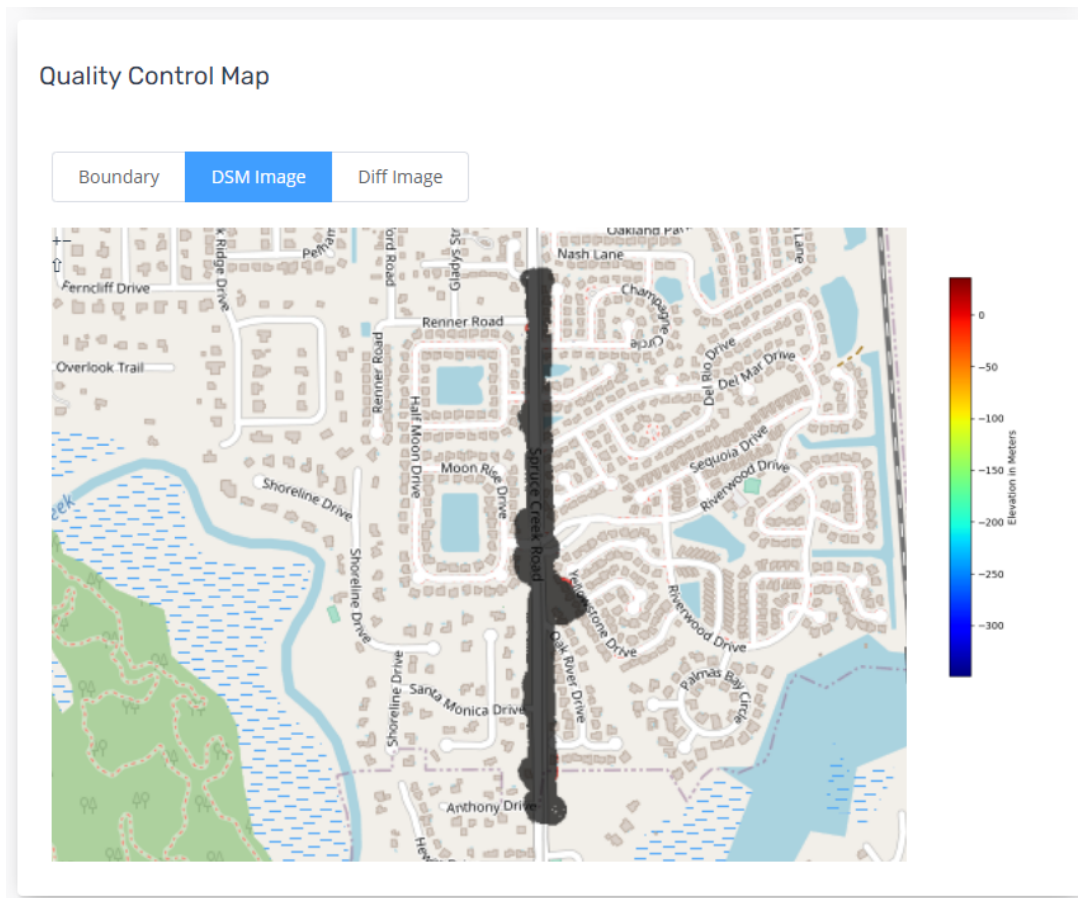
Data processing as a Service (DPaaS). Pointerra's platform for automating early-stage LiDAR processing workflows to feed AaaS with reliable inputs is



Pointerra Limited

being actively utilised in production environments by Australian and US based customers.

The Quality Control (QC) components have been extended upon to provide customers with a visual alternative to the parameter-based reports. The visual aspect provides an additional level of confidence to confirm successful LiDAR acquisition.



Development work is nearing completion on a 'multi-mission' data calibration workflow to enable customers to deliver seamless data from multiple collection dates.

Early-stage R&D is also underway on two customer requested solutions – a ground control analytic tool and photogrammetry processing. The ground control analytic will enable customers to adjust point clouds to absolute accuracy position based on independent field control data. Design and resource planning is underway on a full photogrammetric processing workflow to complement the existing LiDAR solutions for multi sensor platform customers.



Pointerra Limited

Data Marketplace (3Dinsight.ai). Work on a new user interface and back-end enhancements to support the Pointerra data marketplace is in progress, including actively seeking out partnerships to build an initial data coverage.

Pointerra is actively working with HERE to develop the interfaces necessary to efficiently access the extensive HERE lidar library. In parallel with this, the road analytics team are optimising the analytics to extract information from the HERE data to generate a range of products for the initial launch.

Research and Development

R&D efforts continue to focus on the following strategic areas:

1. Development of a platform to underpin the delivery of point cloud analytics to Pointerra customers (DaaS);
2. Developing a catalogue of analytics algorithms (AaaS), in particular extraction of objects of interest from large scale datasets (e.g. poles, trees, signs), automatic point cloud classification and imagery analysis;
3. Broadening the platform to support storage, visualisation and analysis of complementary 3D data types, including imagery, CAD and vector layers;
4. Reducing the cost of providing the service through changing the way that Pointerra's processed data is stored and streamed to client browsers and applications using the Amazon Web Services (AWS) cloud platform;
5. Enhancing the core web platform to support the development of addition apps that utilise the core Pointerra API and available data; and
6. Exploring methods to apply neural network machine learning technology (artificial intelligence) to 3D point cloud data analysis and feature extraction.



Pointerra Limited

Corporate & Compliance

Pointerra Team Growth

During the Quarter the Company made a number of investments in people across the development and sales team, in addition to the Airovant acquisition, to provide additional scale in meeting demand for solution development and also address sector sales opportunities in Australia and the US.

Headcount increased from 27 to 29 (26 FTE's) during the quarter, with 17 in Australia and 12 in the US. The Company expects to make additional appointments in coming quarters as the business continues to scale.

Cashflow & ACV

Consistent with previous quarters, the Company again highlights that quarter-on-quarter cash receipts may continue to be variable as new customers are on-boarded following contract award with a variety of different payment cycles including monthly, quarterly, annually and even multi-year in advance agreements.

This ongoing variability in quarterly cash receipts is however expected to smooth out in time as ACV continues to grow and the size and diversity of Pointerra's portfolio of DaaS, AaaS and DPaaS customers continues to mature.

Cash Receipts

During the quarter ended 30 June 2021 the Company received \$1.45 million in customer receipts, compared to the March 2021 quarter figure of \$1.37 million, which contributed to a net cash inflow from operating activities of \$0.10 million for the quarter.

Cash Outflows (Summary of Expenditure)

During the quarter, payments for Research and Development of \$0.28 million represented salary allocations of Pointerra team members who are 100% focused on R&D activities.

Payments for Product Manufacturing and Operating Costs represent the portion of Pointerra's AWS (Amazon Web Services) cloud platform expenditure allocated to supporting paying customers.

Payments for Staff Costs represent salaries for administration, sales and general management activities by Pointerra team members.



Pointerra Limited

Payments for Administration and Corporate Costs represent general costs associated with running the Company, including ASX fees, legal fees, adviser fees and rent.

Cash outflows for the quarter were in line with management expectations and the cash balance as of 30 June 2021 amounted to \$5.18 million. Please refer to the attached Appendix 4C for further details on cash flows for the quarter.

Pointerra's cash position as of 30 June 2021 was \$5.18 million.

The aggregate amount of payments to related parties and their associates included in the current quarter cash flows from operating activities were \$0.05 million comprising Directors fees, salaries and superannuation.

This announcement has been authorised and approved for release by the Board of Pointerra Limited.

ENDS



Pointerra Limited

For more information, please contact:

Ian Olson
Managing Director, Pointerra
+61 417 998 328
ian.olson@pointerra.com

About Pointerra: Pointerra is an Australian company focussed on the global commercialisation of its unique 3D geospatial data technology. Pointerra's technology has solved an entrenched problem in the digital asset management sector and allows very large 3D datasets to be used without the need for high performance computing. 3D data is processed and stored in the cloud for instant, on demand user access: anytime, anywhere, on any device – providing actionable 3D information to power digital asset management solutions.

Common Q&A's about Pointerra:

1. **What do we do?** We manage, analyze and monetize other people's 3D data for them to solve a broad range of digital asset management problems across multiple sectors.
2. **How do we make money?** People pay us to manage their data, to develop or source analytics to make sense of their data and they even share revenue with us when we help them to monetize their data.
3. **Why do people need us?** 3D data is hard to manage, use, analyze and share. We have proprietary (patent protected) IP that enables us to do what we do better than anyone else by generating significant workflow, accuracy and insight outcomes from 3D data.
4. **Do we have competitors?** There are lots of desktop solutions for 3D data and fewer cloud solutions. Most cloud solutions focus on visualization but the 3D data isn't readily analyzed – either quickly and efficiently or at mass scale. Our IP allows us to do this better than anyone else – faster, with more accuracy and at lower cost.
5. **Who are our customers?** Anyone who is engaged in capturing (surveyors, drone operators, aerial and satellite mapping) or using (AEC sector, asset owners/operators/insurers/regulators) 3D data to plan, design, construct/build, operate, maintain, insure and govern/regulate a physical asset.
6. **What sectors do our customers operate in?** Linear infrastructure (road/rail/pipeline/transmission/distribution), non-process infrastructure (civil and built-form), process infrastructure (mining/oil & gas/industrial manufacturing plant) and defense/intelligence.
7. **How much do people pay us?** Our Data as a Service (DaaS) solution to manage 3D data using our digital asset management platform is priced based on the amount of data we are hosting and the number of users each customer requires. We also charge customers to process their data (Data Processing as a Service or DPaaS), build/deploy analytics (Analytics as a Service or AaaS) to interpret their 3D data and, where we connect buyers and sellers of 3D data, we typically agree a revenue share via our 3D data marketplace – www.3Dinsight.ai.

Pointerra's vision is to create a global marketplace for 3D data, saving users time and money and creating a 3D data access revolution. Pointerra: 3D Data Solved.

Appendix 4C

Quarterly cash flow report for entities subject to Listing Rule 4.7B

Name of entity

Pointerra Limited

ABN

39 078 388 155

Quarter ended ("current quarter")

30 June 2021

Consolidated statement of cash flows		Current quarter \$A'000	Year to date (12 months) \$A'000
1. Cash flows from operating activities			
1.1 Receipts from customers		1,453	4,071
1.2 Payments for			
(a) research and development		(274)	(1,273)
(b) product manufacturing and operating costs		(86)	(321)
(c) advertising and marketing		(3)	(20)
(d) leased assets		-	-
(e) staff costs		(716)	(2,389)
(f) administration and corporate costs		(282)	(884)
1.3 Dividends received (see note 3)		-	-
1.4 Interest received		-	1
1.5 Interest and other costs of finance paid		(6)	(30)
1.6 Income taxes paid		-	-
1.7 Government grants and tax incentives		12	590
1.8 Other (provide details if material)		-	-
1.9 Net cash from / (used in) operating activities		98	(255)
2. Cash flows from investing activities			
2.1 Payments to acquire or for:			
(a) entities		-	-
(b) businesses		-	-
(c) property, plant and equipment		(17)	(108)
(d) investments		-	-
(e) intellectual property		(3)	(27)
(f) other non-current assets		-	(2)

Consolidated statement of cash flows		Current quarter \$A'000	Year to date (12 months) \$A'000
2.2	Proceeds from disposal of:		
	(a) entities	-	-
	(b) businesses	-	-
	(c) property, plant and equipment	-	-
	(d) investments	-	-
	(e) intellectual property	-	-
	(f) other non-current assets	-	-
2.3	Cash flows from loans to other entities	-	-
2.4	Dividends received (see note 3)	-	-
2.5	Other (provide details if material)	-	-
2.6	Net cash from / (used in) investing activities	(20)	(137)

3.	Cash flows from financing activities		
3.1	Proceeds from issues of equity securities (excluding convertible debt securities)	-	2,500
3.2	Proceeds from issue of convertible debt securities	-	-
3.3	Proceeds from exercise of options	-	800
3.4	Transaction costs related to issues of equity securities or convertible debt securities	-	-
3.5	Proceeds from borrowings	-	-
3.6	Repayment of borrowings	-	-
3.7	Transaction costs related to loans and borrowings	-	-
3.8	Dividends paid	-	-
3.9	Other (provide details if material)	-	-
3.10	Net cash from / (used in) financing activities	-	3,300

4.	Net increase / (decrease) in cash and cash equivalents for the period		
4.1	Cash and cash equivalents at beginning of period	5,088	2,337
4.2	Net cash from / (used in) operating activities (item 1.9 above)	98	(255)
4.3	Net cash from / (used in) investing activities (item 2.6 above)	(20)	(137)

Consolidated statement of cash flows		Current quarter \$A'000	Year to date (12 months) \$A'000
4.4	Net cash from / (used in) financing activities (item 3.10 above)	-	3,300
4.5	Effect of movement in exchange rates on cash held	13	(66)
4.6	Cash and cash equivalents at end of period	5,179	5,179

5.	Reconciliation of cash and cash equivalents at the end of the quarter (as shown in the consolidated statement of cash flows) to the related items in the accounts	Current quarter \$A'000	Previous quarter \$A'000
5.1	Bank balances	5,129	5,038
5.2	Call deposits	50	50
5.3	Bank overdrafts	-	-
5.4	Other (provide details)	-	-
5.5	Cash and cash equivalents at end of quarter (should equal item 4.6 above)	5,179	5,088

6.	Payments to related parties of the entity and their associates	Current quarter \$A'000
6.1	Aggregate amount of payments to related parties and their associates included in item 1	(50)
6.2	Aggregate amount of payments to related parties and their associates included in item 2	-
<i>Note: if any amounts are shown in items 6.1 or 6.2, your quarterly activity report must include a description of, and an explanation for, such payments.</i>		

7. Financing facilities <i>Note: the term "facility" includes all forms of financing arrangements available to the entity.</i> <i>Add notes as necessary for an understanding of the sources of finance available to the entity.</i>	Total facility amount at quarter end \$A'000	Amount drawn at quarter end \$A'000
7.1 Loan facilities	-	-
7.2 Credit standby arrangements	-	-
7.3 Other (please specify)	-	-
7.4 Total financing facilities	-	-
7.5 Unused financing facilities available at quarter end		-
7.6 Include in the box below a description of each facility above, including the lender, interest rate, maturity date and whether it is secured or unsecured. If any additional financing facilities have been entered into or are proposed to be entered into after quarter end, include a note providing details of those facilities as well.		

8. Estimated cash available for future operating activities	\$A'000
8.1 Net cash from / (used in) operating activities (item 1.9)	98
8.2 Cash and cash equivalents at quarter end (item 4.6)	5,179
8.3 Unused finance facilities available at quarter end (item 7.5)	-
8.4 Total available funding (item 8.2 + item 8.3)	5,179
8.5 Estimated quarters of funding available (item 8.4 divided by item 8.1)	N/A
<i>Note: if the entity has reported positive net operating cash flows in item 1.9, answer item 8.5 as "N/A". Otherwise, a figure for the estimated quarters of funding available must be included in item 8.5.</i>	
8.6 If item 8.5 is less than 2 quarters, please provide answers to the following questions:	
8.6.1 Does the entity expect that it will continue to have the current level of net operating cash flows for the time being and, if not, why not?	
Answer: N/A	
8.6.2 Has the entity taken any steps, or does it propose to take any steps, to raise further cash to fund its operations and, if so, what are those steps and how likely does it believe that they will be successful?	
Answer: N/A	
8.6.3 Does the entity expect to be able to continue its operations and to meet its business objectives and, if so, on what basis?	
Answer: N/A	
<i>Note: where item 8.5 is less than 2 quarters, all of questions 8.6.1, 8.6.2 and 8.6.3 above must be answered.</i>	

Compliance statement

- 1 This statement has been prepared in accordance with accounting standards and policies which comply with Listing Rule 19.11A.
- 2 This statement gives a true and fair view of the matters disclosed.

Date:29 July 2021.....

Authorised by:By the board.....
(Name of body or officer authorising release – see note 4)

Notes

1. This quarterly cash flow report and the accompanying activity report provide a basis for informing the market about the entity's activities for the past quarter, how they have been financed and the effect this has had on its cash position. An entity that wishes to disclose additional information over and above the minimum required under the Listing Rules is encouraged to do so.
2. If this quarterly cash flow report has been prepared in accordance with Australian Accounting Standards, the definitions in, and provisions of, *AASB 107: Statement of Cash Flows* apply to this report. If this quarterly cash flow report has been prepared in accordance with other accounting standards agreed by ASX pursuant to Listing Rule 19.11A, the corresponding equivalent standard applies to this report.
3. Dividends received may be classified either as cash flows from operating activities or cash flows from investing activities, depending on the accounting policy of the entity.
4. If this report has been authorised for release to the market by your board of directors, you can insert here: "By the board". If it has been authorised for release to the market by a committee of your board of directors, you can insert here: "By the [name of board committee – eg Audit and Risk Committee]". If it has been authorised for release to the market by a disclosure committee, you can insert here: "By the Disclosure Committee".
5. If this report has been authorised for release to the market by your board of directors and you wish to hold yourself out as complying with recommendation 4.2 of the ASX Corporate Governance Council's *Corporate Governance Principles and Recommendations*, the board should have received a declaration from its CEO and CFO that, in their opinion, the financial records of the entity have been properly maintained, that this report complies with the appropriate accounting standards and gives a true and fair view of the cash flows of the entity, and that their opinion has been formed on the basis of a sound system of risk management and internal control which is operating effectively.