



ARB CORPORATION LTD

Tel: +61 3 9761 6622
Fax: +61 3 9721 9093
arb.com.au

Postal Address:
PO Box 105, Kilsyth,
Victoria 3137 Australia

Street Address:
42-44 Garden Street, Kilsyth,
Victoria 3137 Australia

ASX ANNOUNCEMENT

17 August 2021

**APPENDIX 4E, ANNUAL REPORT AND FINANCIAL STATEMENTS
FOR THE FINANCIAL YEAR ENDED 30 JUNE 2021**

ARB Corporation Limited herewith lodges the Appendix 4E, Annual Report and Financial Statements for the financial year ended 30 June 2021.

This announcement has been authorised by the Board.

Yours sincerely,

A handwritten signature in black ink, appearing to be 'Damon Page', written over a light blue horizontal line.

Damon Page
Company Secretary

APPENDIX 4E**FOR THE YEAR ENDED 30 JUNE 2021**

1. The reporting period is the year ended 30 June 2021.
The previous corresponding period is the year ended 30 June 2020.

2. Results for announcement to the market

Year ended	Jun 2021 \$'000	Jun 2020 \$'000	% Change
Sales revenue	623,072	465,379	Up 33.9%
2.1 Revenues from ordinary activities	625,857	466,988	Up 34.0%
Profit from ordinary activities before tax attributable to members	150,023	78,092	Up 92.1%
2.2 Profit from ordinary activities after tax attributable to members	112,895	57,295	Up 97.0%
2.3 Net profit for the period attributable to members	112,895	57,295	Up 97.0%

2.4 Dividends in respect of current financial year	Jun 2021	Record date	Payment date	Jun 2020	% Change
Interim dividend per share (fully franked @ 30% tax rate)	29.0 cents	9 Apr 2021	23 Apr 2021	18.5 cents	56.8%
Final dividend per share (fully franked @ 30% tax rate)	39.0 cents	8 Oct 2021	22 Oct 2021	21.0 cents	85.7%

- 2.5 The record date for determining entitlements to dividends is shown in section 2.4 above and section 7 below.

- 2.6 Refer to the Chairman's Statement in the attached Annual Report for a review of the Group's operations.
No further explanation is required to enable the figures disclosed in sections 2.1 to 2.4 to be understood.

3. Refer to the attached Annual Report for the Consolidated Statement of Comprehensive Income together with notes to the statement.

4. Refer to the attached Annual Report for the Consolidated Statement of Financial Position together with notes to the statement.

5. Refer to the attached Annual Report for the Consolidated Statement of Cash Flows together with notes to the statement.

6. Refer to the attached Annual Report for the Consolidated Statement of Changes in Equity.

7. Dividends paid during current financial year	Amount per Security	Franked Amount per Security	Total \$'000	Record date	Payment date
Interim dividend - year ended 30 June 2020	18.5 cents	18.5 cents	14,769	9 Oct 2020	23 Oct 2020
Final dividend - year ended 30 June 2020	21.0 cents	21.0 cents	16,317	9 Oct 2020	23 Oct 2020
Interim dividend - year ended 30 June 2021	29.0 cents	29.0 cents	23,193	9 Apr 2021	23 Apr 2021

8. The Dividend Reinvestment Plan and Bonus Share Plan will operate for the final dividend.
The last date for the receipt of an election notice for participation in the plans is 13 October 2021.

9. Net tangible assets per security	Jun 2021	Jun 2020	% Change
Net tangible assets per security	\$5.18	\$4.22	Up 22.7%

ASIC recently changed its definition of Net tangible assets per security to include right-of-use lease assets. The prior year has been amended to reflect the new definition, previously disclosed as \$3.71 in June 2020.

APPENDIX 4E (continued)

FOR THE YEAR ENDED 30 JUNE 2021

10. The Company acquired 100% of the shares of Auto Styling Truckman Group Limited (trading as Truckman) and indirectly its wholly owned subsidiary Auto Styling UK Limited on 2 March 2021, both of which are private companies incorporated in the United Kingdom.
11. Details of associates or joint venture entities are not applicable.
12. All significant information needed by an investor to make an informed assessment of the Group's financial performance and financial position is disclosed in this Appendix 4E and the attached Annual Report.
13. Accounting standards used by foreign entities are not applicable.
14. Refer to the attached Chairman's Statement and Annual Report for commentary on the results for the period.
15. The financial report has been independently audited.
16. The independent audit has been completed.
17. The financial report has been independently audited and is not subject to a modified opinion or emphasis of matter paragraph.

Annual Report 2021

For personal use only



ARB drives excellence with passion

The year in review



1. ARB developed a range of factory-approved accessories for the new Ford Bronco 4WD. ARB's airbag-compliant bull bar and rear bar were developed in conjunction with Ford and incorporate recovery points and a light bar, with a design to improve off road clearance and protection.

2. ARB released a new integrated slide-out camp kitchen option for outdoor enthusiasts. The ARB Slide Kitchen fits into ARB's standard dual-cab drawer set-up and includes an extendable benchtop, gas stove, utensils drawer and kitchen sink.

3. ARB announced its acquisition of the leading manufacturer and distributor of utility accessories in the United Kingdom, Auto Styling Truckman Group. The "Truckman" brand is principally focused on rear of vehicle products such as canopies, bed liners and general utility vehicle products. The acquisition expands ARB's international distribution and aligns with the company's evolving product strategy.

4. ARB's very first product was a roof rack and is once again setting the industry benchmark with the release of the BASE Rack. Its ultra sleek and super low mounting profile and lightweight design mean the BASE Rack provides unmatched simplicity, flexibility and personalisation. The design has set the new benchmark in strength and integration.

5. In a year of 495 entries in 35 categories, ARB is proud to have been selected as "Catalogue of the Year" in the Recreation and Leisure – Camping, Outdoor Goods and Miscellaneous category of the 2020 Real Media Awards.

6. ARB celebrated the grand opening of ARB Highbrook in Auckland, New Zealand to enhance supply to the region and strengthen our growing distribution network. New Zealand has become a growing market for ARB.

7. ARB also launched its 100% Australian-made Fire Pit. The Fire Pit is made exclusively in ARB's Melbourne factory from three-millimetre REDCOR® sheet steel, which is supplied by BlueScope Australia.

8. ARB's website has experienced all-time high interaction rates. In the past year, the website experienced over 5.5 million user sessions, which is an increase of 30% on the previous year.

9. ARB has continued its expansion of Flagship stores. Over the past year, four new Flagship stores - ARB Cockburn, Edwardstown, Seven Hills and Gosford - have opened their doors. The new Flagship style offers an improved retail design, educational displays and state-of-the-art fitting bays. The fresh new look brings with it expert advice and specialised service, making it the perfect place for customers to personalise their 4WDs.

TABLE OF CONTENTS

CONTENTS	PAGE
Corporate Information	2
Chairman's Statement	3
Directors' Report	8
Financial Report for the year ended 30 June 2021	
Consolidated Income Statement	13
Consolidated Statement of Comprehensive Income	14
Consolidated Statement of Financial Position	15
Consolidated Statement of Changes in Equity	16
Consolidated Statement of Cash Flows	17
Notes to the Financial Statements	18
Directors' Declaration	41
Independent Auditor's Report	42
Auditor's Independence Declaration	48
ASX Additional Information	49
Corporate Governance Statement	50

CORPORATE INFORMATION

COMPANY ABN

31 006 708 756

DIRECTORS

Roger G Brown B.E., M.B.A.

Andrew H Brown

Adrian R Fitzpatrick B.Com., FCA

John R Forsyth B.E., M.B.A.

Robert D Fraser B.Ec., LLB (Hons)

Karen L Phin BA., LLB (Hons), GAICD

Andrew P Stott

COMPANY SECRETARY

Damon Page B.Bus., CA

PRINCIPAL REGISTERED OFFICE

42-44 Garden Street

Kilsyth Victoria 3137 Australia

Tel: +61 3 9761 6622

Fax: +61 3 9761 6807

AUDITORS

Pitcher Partners

Level 13

664 Collins Street

Docklands Victoria 3008

LOCATION OF REGISTER OF SECURITIES

Computershare Investor Services Pty Limited

Yarra Falls, 452 Johnston Street

Abbotsford Victoria 3067

Tel: 1300 850 505 (within Australia)

Tel: +61 3 9415 4000 (from overseas)

Fax: +61 3 9473 2500

STOCK EXCHANGE

Australian Securities Exchange

Level 4, North Tower

Rialto, 525 Collins Street

Melbourne Victoria 3000

CHAIRMAN'S STATEMENT

RESULTS

The Directors of ARB Corporation Limited ("ARB" or the "Company") are pleased to report that the Company achieved a net profit after tax of \$112.9 million for the year ended 30 June 2021, up 97.0% on the reported net profit after tax of \$57.3 million in the previous year.

Sales for the year were \$623.1 million, an increase of 33.9% over the previous year.

Profit before tax of \$150.0 million for the year ended 30 June 2021 represents an increase of 92.1% compared with the year to 30 June 2020.

The full year results are summarised below:

Year ended	30 Jun 21 \$'000	30 Jun 20 \$'000	Change
Sales	623,072	465,379	33.9%
Other Revenue	2,785	1,609	
Total Revenue	625,857	466,988	34.0%
Profit before Tax	150,023	78,092	92.1%
Tax	(37,128)	(20,797)	
Profit after Tax	112,895	57,295	97.0%
EPS - cents	140.0	71.8	
DPS - cents			
Interim	29.0	18.5	
Final	<u>39.0</u>	<u>21.0</u>	
Total	<u>68.0</u>	<u>39.5</u>	72.2%
Franking (at 30% tax rate)	100%	100%	

The Company intends to pay a final fully franked dividend of 39.0 cents per share. This brings total dividends for the year to 68.0 cents per share fully franked, an increase of 72.2% compared with last year.

Information about the ARB Dividend Reinvestment Plan and Bonus Share Plan, which will apply to the final dividend, can be found on the Company's website at <https://www.arb.com.au/about/investor-relations/>. Investors wishing to make or change an election to participate in either of the plans can do so online via the Computershare Investor Centre website at www.computershare.com.au/easyupdate/arb or by phoning Computershare on 1300 850 505.

COVID-19

Unfortunately, COVID-19 continues to significantly impact lives, livelihoods, economies and businesses around the world. ARB has adapted its work practices to focus on the health, safety and hygiene of its employees, customers and other stakeholders.

The Company rebounded strongly in the current financial year from the worst of the COVID-19 impacts experienced at the onset of the pandemic. The ongoing disruption caused by COVID-19 across all of ARB's markets has presented both opportunities and operational challenges. The trend towards local travel has increased worldwide demand for the Company's products, however logistical and supply chain constraints coupled with labour shortages have increased operational costs and disrupted timely fulfilment of sales. It is not feasible to quantify the impact of these and other COVID-19 related factors.

CORPORATE GOVERNANCE STATEMENT AND ENVIRONMENTAL, SOCIAL AND GOVERNANCE REPORTS

The Company's Corporate Governance Statement and Environmental, Social and Governance report can be accessed online at <https://www.arb.com.au/about/investor-relations/>.

CHAIRMAN'S STATEMENT (continued)

ARB DRIVES EXCELLENCE WITH PASSION

ARB's core values of DRIVE, EXCELLENCE and PASSION have steered the Company's success in Australia and across the world for close on half a century since ARB was founded in 1975.

A committee comprising past and present employees was charged to define and articulate the values and guiding principles that drive the Company's culture and shape the way ARB does business. Over 50 employees from the shop floor to the Board, across all international locations, were invited to participate in interviews and workshops to collaborate, share experiences and contribute to the formation of ARB's Values Statement.



ARB DRIVES EXCELLENCE WITH PASSION

<u>DRIVE</u>	<u>EXCELLENCE</u>	<u>PASSION</u>
We collaborate We work together to achieve better results	We are innovative We are committed to creating the world's best 4WD products	Safety matters Ensuring everyone stays safe is a priority in all we do
We are determined We push through challenges to find practical solutions	We are flexible We adapt to the changing needs of our global customers	We are loyal We are welcoming, respectful and care for our ARB family
We think ahead We make decisions to ensure a sustainable future for our business	We keep trying We strive to give our customers the best possible experience	We are proud We have built a world-leading brand that we grow and protect



"It's easy to be passionate about your job when it so obviously values quality and takes pride in its products. We don't call it work when we love our job and the culture at ARB feels like family."

Emma Richards,
Sales

"People aspire to have ARB products and be involved with ARB as a company. We are a quality-focused industry leader and we do what we do well, no compromises."

Lachlan Strauss,
VIC/TAS State Manager

"Passion for our products is what brings us together. We all believe in our product range and love the lifestyle it is designed for."

James Chapman,
Stockist Sales Representative

"ARB stands for something to be proud of and that is passion, quality and well-designed products. Attention to detail is what makes us stand out in the industry as well as solid engineering and design. The founders were a group of family and friends and the entire business still feels like that today."

Trever Roper,
Thailand

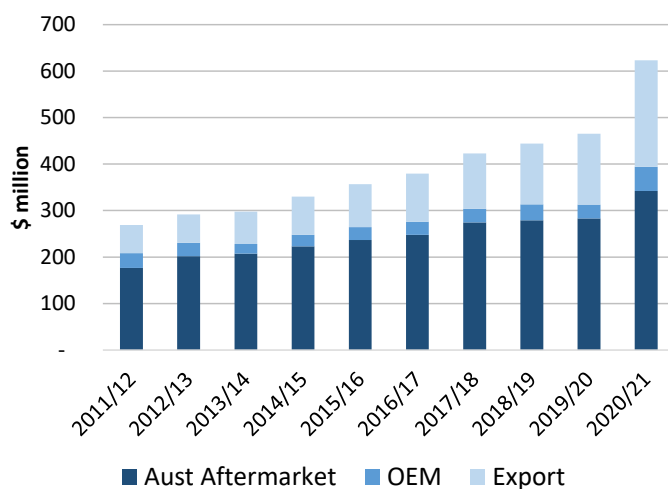
"ARB represents trust, team work and continually moving forward. Innovation is at the forefront of what we do and ARB offers great opportunities by empowering its people to achieve."

Stuart Fooks,
Engineer

CHAIRMAN'S STATEMENT (continued)

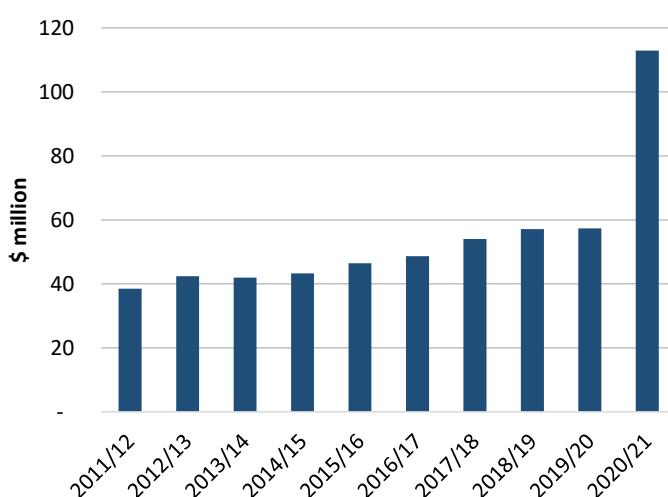
10 YEAR HISTORICAL PERFORMANCE

The sales, profits and dividends per share performance of the Company over the past 10 years are illustrated in the graphs below:



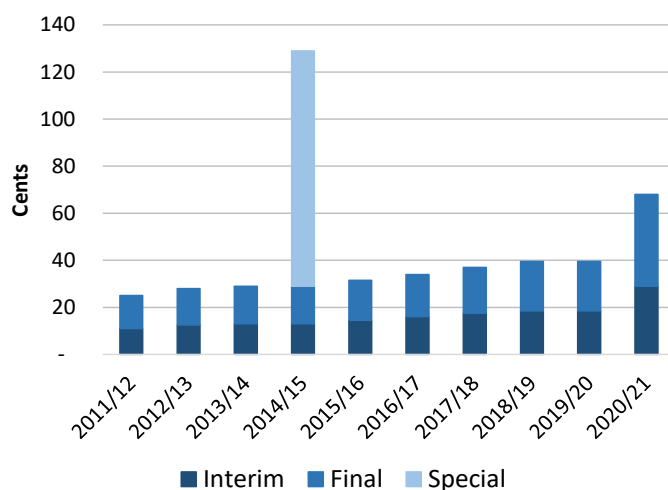
SALES REVENUE

Annual sales revenue has grown at an average compound rate of 9.4% over the past 10 years.



NET PROFIT AFTER TAX

Net profit after tax has grown at an average compound rate of 11.5% over the past 10 years.



DIVIDENDS PER SHARE

Dividends per share have grown steadily over the past 10 years with a special dividend paid in 2014/15.

All dividends have been fully franked.

CHAIRMAN'S STATEMENT (continued)

HIGHLIGHTS OF THE 2020/21 YEAR

Sales and Distribution

Sales revenue increased by 33.9% in 2020/21 over the previous year. Strong sales growth was achieved across all customer categories with particularly pleasing growth achieved in the export and original equipment categories:

Customer Category	Percentage of Sales		Sales Growth
	12 months to Jun 2021	12 months to Jun 2020	
Australian Aftermarket	54.9%	60.9%	20.9%
Exports	36.7%	32.7%	50.2%
Original Equipment	8.3%	6.4%	73.9%
	100.0%	100.0%	33.9%

ARB's sales to the Australian aftermarket grew by 20.9% with consistently strong demand throughout the year, challenged by fitment capacity and supply chain constraints. Sales growth was above average in New South Wales, Queensland, Western Australia and Tasmania and below average, albeit still double-digit percentage growth, in Victoria and South Australia.

ARB has continued to diversify sales to overseas and original equipment channels. Despite sales growth of 20.9% to the Australian aftermarket, the percentage of total group sales to export and original equipment manufacturers has increased from 39.1% to 45%, and in turn the Australian aftermarket has dropped from 60.9% to 54.9%.

New vehicle sales in Australia grew by 9.6% during the financial year while new vehicle sales of ARB's target vehicles, four-wheel drive utilities and SUVs, grew by 11.3%, with all of the growth occurring during the final four months of the financial year. Demand for second hand 4WD vehicles globally has also spiked. Product sales for used 4WD vehicles remains an important part of ARB's business.

ARB's distribution network to the Australian aftermarket is a key strength incorporating sales through the ARB store network, to ARB stockists, to new vehicle dealers and to various fleet operators. ARB also distributes to the Australian aftermarket segment through its GoActive Outdoors, Kingsley Enterprises and SmartBar divisions.

Branded ARB stores are an integral part of the Company's distribution network throughout Australia. Three new stores were established since this time last year in Gosford, New South Wales, Edwardstown, South Australia, and Cockburn, Western Australia. This brings the total number of ARB stores to 70, of which 29 are Company owned. The rollout of ARB's flagship store format continued with an additional three Company owned stores updated to the new format.

Export sales grew by 50.2% and now represent 36.7% of ARB's sales, up from 32.7% of sales last year. Growth in overseas markets is a key focus for ARB which has been bolstered by recent business acquisitions in the United Kingdom and New Zealand. Demand for ARB products was strong across all export markets and sales growth was achieved by all overseas subsidiaries, in the USA, New Zealand, the UAE, the Czech Republic, Thailand and now in the UK.

Accessory sales to original equipment manufacturers increased by 73.9%, after declining 12.9% in the prior year, supported by several new contracts commencing with original equipment customers.

Sales growth in all customer categories was impacted by global supply chain issues, labour shortages, fitment constraints and new vehicle availability resulting in longer lead times and larger than normal customer backorders.

"Truckman" Acquisition in the United Kingdom

ARB strategically acquired Auto Styling Truckman Group Limited, trading as Truckman, in the United Kingdom in March 2021. Truckman is the industry recognised brand leader in the UK, principally focused on rear of vehicle products such as hard top canopies, bed liners and general utility vehicle products.

The acquisition of Truckman expands the Company's international footprint and establishes a strong presence in Europe's largest utility vehicle market. Truckman's business, under the leadership of continuing local management, is integrating well despite the challenges imposed by COVID-19 and restrictions on international travel. The Board is pleased with Truckman's contribution and is excited by the opportunities to grow and expand in the UK market and throughout Europe.

CHAIRMAN'S STATEMENT (continued)

Products and Production

Product development is a key element in maintaining ARB's long-term competitive advantage. The Company will further expand its research and development programme in 2021/22 and work is continuing on a number of exciting long-term development projects that will provide future growth opportunities for the Company. Significant engineering resources were used in developing comprehensive ranges of ARB and Old Man Emu accessories for the updated Toyota Hilux, the new Isuzu D-Max, the new Mazda BT-50 and the new Nissan Navara.

Engineering and development are underway on a full suite of premium, aftermarket products for the new Ford Bronco in the USA, announced to the market on 31 March 2021.

A number of new products were released during the financial year, consolidating ARB as a market leader and contributing to ARB's sales and profit growth. Examples include the low-profile, aluminium Base Roof Rack with clever accessories to secure a wide range of cargo and the integrated ARB Slide Kitchen that neatly tucks away into standard dual cab drawers. Further innovative all-new products will come to market this financial year.

Upcoming new vehicle releases, including the Toyota Land Cruiser 300 Series and Ford Ranger, present exciting opportunities and require collaboration across the engineering, manufacturing, marketing and sales teams at ARB.

The Company's website at www.arb.com.au provides further information on ARB's new product releases.

Construction has started on a new 30,000 square metre factory in very close proximity to the existing Thai operations on a site acquired during the financial year. The new factory will increase capacity and facilitate more efficient and streamlined operations in Thailand.

Financial

Growth in profit after tax of 97.0% exceeded sales revenue growth of 33.9% primarily due to higher gross profits, increased volume-driven factory overhead recoveries and strengthening of the Australian dollar against the Thai baht.

The Company's cash balance grew by \$43 million to \$85 million as at 30 June 2021, supported by cash flows generated from operations of \$103 million and the reinvestment and underwriting of \$54 million in dividends paid during the year. Throughout the year the Company continued to invest significantly in its future growth with an increase in net working capital of \$36 million, investments in property, plant and equipment of \$33 million and a net \$15 million payment for the initial instalment of the Truckman acquisition.

With its cash reserves and no debt, the Company is well placed to continue its investment in people, property, distribution networks, machinery and businesses to facilitate ongoing growth.

THE FUTURE

The Company maintains a positive short-term outlook based on strong global sales since the end of the financial year, a strong customer order book, increasing new car sales in Australia and customer opportunities already announced to the market.


The current economic conditions remain very uncertain. While demand is strong and global economies have performed better than expected, ongoing and unpredictable restrictions designed to curb the spread of COVID-19 continue to disrupt supply chains, shipping networks, retail operations and customer fulfilment. It is not possible to provide financial or operational guidance in the short term with any level of confidence.

The Board remains focussed on the long-term growth of the Company as it develops and pursues a number of exciting opportunities, including further growth in export markets, new products, improved distribution and increased manufacturing capacity.

The Board believes ARB is well positioned to achieve long-term success with strong brands around the world, loyal customers, capable senior management and staff, a strong balance sheet and growth strategies in place.

The Board expresses its appreciation to ARB's staff worldwide for their commitment and efforts in challenging circumstances during the last financial year and thanks the Company's customers and suppliers for their continued support.

A first quarter trading update will be provided to shareholders at the AGM on 14 October 2021.



Roger Brown
Chairman, 17 August 2021

DIRECTORS' REPORT

The Directors present their report together with the financial report of the consolidated entity of ARB Corporation Limited, being the Company and its controlled entities ("the Group"), for the financial year ended 30 June 2021 and the auditor's report thereon. This financial report has been prepared in accordance with Australian Accounting Standards.

Principal Activities

The principal activities of the Group during the course of the financial year remained unchanged and were the design, manufacture, distribution and sale of motor vehicle accessories and light metal engineering works.

Results

The consolidated profit attributable to members of the parent entity after income tax expense for the year was \$112,895,000 (2020: \$57,295,000).

Review of Operations

A review of the Group's operations is included in the Chairman's Statement on pages 3 to 7.

Significant Changes in the State of Affairs

The Company achieved growth in sales and profit after tax of 33.9% and 97.0% respectively.

The Company acquired 100% of the shares of Auto Styling Truckman Group Limited (trading as Truckman) during the year.

There have been no other significant changes in the Group's state of affairs during the financial year.

Subsequent Events

With the exception of the declaration of a final dividend detailed in Note 6, no other matters or circumstances have arisen since the end of the financial year that have significantly affected or may significantly affect the operations of the Group, the results of those operations, or the state of affairs of the Group in future financial years. Government imposed lockdowns in response to COVID-19 continue to create uncertainty in various states around Australia. Lockdowns since the end of the financial year have not had a material impact on the business as at the date of this report.

Likely Developments

The Group will continue to pursue its operating and financial strategies to create shareholder value. Further information is included in the Chairman's Statement.

Environmental Regulation

The Group's operations are not significantly impacted by any environmental regulations or laws.

Dividends Paid, Recommended and Declared

Dividends paid or proposed by the Company since the end of the previous financial year were:

In respect of the financial year:

- An interim fully franked ordinary dividend of 29.0 cents per share was paid on 23 April 2021 (2020: 18.5 cents per share fully franked paid on 23 October 2020) (i)
- The final dividend proposed by the Directors of the Company to be paid on 22 October 2021 is a fully franked dividend of 39.0 cents per share (ii) (2020: 21.0 cents per share paid on 23 October 2020) (ii)

Total dividends in respect of the financial year

2021 \$'000	2020 \$'000
23,193	14,769
31,798	16,317
54,991	31,086

(i) The interim dividend was declared prior to 30 June 2020 and was recognised as a liability at 30 June 2020.

(ii) The final dividends were declared subsequent to the financial year end and are not recognised as liabilities at 30 June.

All dividends were fully franked at the corporate tax rate of 30%.

Rounding of Amounts

In accordance with ASIC Corporations (Rounding in Financial/Directors' Reports) Instrument 2016/191, the amounts in the Directors' Report and in the financial statements have been rounded to the nearest \$1,000, or in certain cases, to the nearest \$1 (where indicated).

DIRECTORS' REPORT (continued)**Comparatives**

Where necessary, comparative information has been reclassified for consistency with current year disclosures.

Information on Directors and Company Secretary

The qualifications, experience and special responsibilities of each person who has been a Director of ARB Corporation Limited at any time during or since the end of the financial year are provided below, together with details of the Company Secretary.

NAME & QUALIFICATIONS**EXPERIENCE AND SPECIAL RESPONSIBILITIES****Mr. Roger G Brown**

B.E., M.B.A.

Chairman

Non-executive Director

Wide range of experience within the automotive industry in Australia and overseas.
Non-executive Director of AMCIL Limited.

Non-executive Chairman of ARB Corporation Limited since 2016.

Executive Chairman of ARB Corporation Limited from 1987 to 2016.

Managing Director of ARB Corporation Limited from 1987 to 2012.

Member of the Risk Management Committee.

Mr. Andrew H Brown

Managing Director

Wide range of experience in automotive engineering and marketing.

Managing Director of ARB Corporation Limited since 2012.

Executive Director of ARB Corporation Limited from 1987 to 2012.

Member of the Risk Management Committee.

Mr. Adrian R Fitzpatrick

B.Com., FCA

Independent Non-executive Director

Former partner of Pitcher Partners (retired 30 June 2016).

Non-executive Chairman of AussieBroadband Limited since 2020.

Previously a Non-executive Director of RXP Services Ltd from 2019 to 2021.

Non-executive Director of ARB Corporation Limited since 2016.

Member of the Audit Committee and the Remuneration and Nomination Committee.

Mr. John R Forsyth

B.E., M.B.A.

Non-executive Director

Director of ARB Corporation Limited since 1987.

Non-executive Director of ARB Corporation Limited since 2016.

Executive Director of ARB Corporation Limited from 1989 to 2016.

Chairman of the Risk Management Committee.

Company Secretary of ARB Corporation Limited from 2004 to 2019.

Mr. Robert D Fraser

B.Ec., LLB (Hons)

Independent Non-executive Director

Company Director and corporate adviser. Director of Taylor Collison Limited and Non-executive Director of F.F.I. Holdings Limited, Magellan Financial Group Limited and MFF Capital Investments Limited.

Non-executive Director of ARB Corporation Limited since 2004.

Chairman of the Audit Committee and the Remuneration and Nomination Committee.

Ms. Karen L Phin

BA., LLB (Hons), GAICD

Independent Non-executive Director

Corporate advisor on capital markets, capital management and funding strategies. Non-executive Director of Omni Bridgeway Ltd (formerly IMF Bentham Ltd) and Magellan Financial Group Limited. Member of the Takeovers Panel.

Non-executive Director of ARB Corporation Limited since 2019.

Member of the Audit Committee and the Remuneration and Nomination Committee.

Mr. Andrew P Stott

Independent Non-executive Director

Wide 4WD industry experience.

Non-executive Director of ARB Corporation Limited since 2006.

Member of the Audit Committee and the Remuneration and Nomination Committee.

Mr. Damon Page

B.Bus., CA

Company Secretary

Company Secretary of ARB Corporation Limited since 2019.

Chief Financial Officer of ARB Corporation Limited since 2014.

Share Options

No options over unissued shares or interests in the Group were granted during or since the end of the financial year and there were no options outstanding at the end of the financial year.

DIRECTORS' REPORT (continued)**Indemnification and Insurance of Directors, Officers and Auditors**

The Company has, during the financial year, in respect of any person who is or has been an officer of the Company or a related body corporate, paid a premium in respect of Directors' and Officers' Liability insurance which indemnifies the Directors and Officers of the Company for any claims made against the Directors and Officers of the Company, subject to conditions contained in the insurance policy. Further disclosures required under Section 300(1)(g) of the Corporations Act 2001 are prohibited under the terms of the contract.

No indemnities have been given or insurance premiums paid during or since the end of the financial year, for the auditors of the Group.

Directors' Meetings

The number of Board of Directors and Board Committee meetings held during the financial year, and each director's attendance at these meetings were:

	Board	Audit Committee	Remuneration & Nomination Committee	Risk Management Committee
	Meetings attended / Meetings held whilst a member			
Mr. Roger G Brown	16 / 16	*	*	23 / 23
Mr. Andrew H Brown	16 / 16	*	*	23 / 23
Mr. Adrian R Fitzpatrick	16 / 16	4 / 4	2 / 2	*
Mr. John R Forsyth	16 / 16	*	*	22 / 23
Mr. Robert D Fraser	16 / 16	4 / 4	2 / 2	*
Ms. Karen L Phin	16 / 16	4 / 4	2 / 2	*
Mr. Andrew P Stott	16 / 16	4 / 4	2 / 2	*

* Not a member of the Committee

The Risk Management Committee meetings occur in conjunction with management meetings.

In addition to scheduled meetings, the Board has informal discussions on a regular basis to consider relevant issues arising. It also has informal meetings, discusses strategic, operational and risk matters with senior management and undertakes site visits.

Auditor's Independence Declaration

A copy of the Auditor's Independence Declaration as required under section 307C of the Corporations Act 2001 in relation to the audit for the financial year is included at page 50 of this report.

Non-Audit Services

Non-audit services are approved by resolution of the Audit Committee. Non-audit services provided during the year by the auditors of the Group, Pitcher Partners, are detailed below. The Directors are satisfied that the provision of the non-audit services during the year by the auditors is compatible with the general standard of independence for auditors imposed by the Corporations Act 2001.

	2021 \$	2020 \$
Amounts paid or payable to auditors for non-audit services provided during the year by the auditors to any entity that is part of the Group for:		
Taxation services	124,500	42,932

Proceedings on Behalf of the Group

No person has applied for leave of court to bring proceedings on behalf of the Group.

DIRECTORS' REPORT (continued)**Remuneration Report - Audited**

The Directors present the Group's 2021 remuneration report which details the remuneration information for ARB Corporation Limited's key management personnel including executive directors and non-executive directors.

Key Management Personnel

'Key Management Personnel' ("KMP") are those persons having authority and responsibility for planning, directing and controlling the activities of the Group, directly or indirectly, including any Director (whether executive or otherwise) of that entity. Being a working Board, strategic direction and decision-making is exercised by the Directors. Accordingly, the Managing Director and the other Directors are considered to be the Group's KMP.

Remuneration Policies

The Board's policy for determining the nature and amount of remuneration of KMP is agreed by the Board of Directors as a whole based on the recommendations of the Remuneration and Nomination Committee. The Board obtains professional advice where necessary to ensure that the Group attracts and retains talented and motivated KMP who can enhance the Group's performance through their contributions and leadership.

The Company provides a remuneration package to all KMP which may incorporate both cash-based and non cash-based remuneration. The contracts for service between the Company and specified KMP are on a continuing basis, the terms of which are not expected to change in the immediate future. The remuneration policy is based on providing a fair and competitive annual remuneration package to KMP based on market related data. KMP do not participate in any short-term or long-term incentive arrangements. The Board does not believe that incentives based on the Company's short term returns are appropriate to long term wealth creation for shareholders. The Board believes that the Managing Director and the Board as a whole are appropriately incentivised in the long term by their shareholdings in the Company.

The Company determines the total amount of remuneration for Directors by resolution.

The Group has reimbursed expenses incurred by the Non-executive Directors in the discharge of their duties of \$nil (2020: \$nil).

Details of the nature and amount of each major element of the remuneration of each Director of the Company and each KMP of the Company and the Group for the financial year are:

	Short Term			Long Term	Post Employment	Total
	Salary & Fees \$	Non-cash Benefits \$	Annual Leave \$	Long Service Leave \$	Super-annuation \$	\$
2021						
Roger G Brown (Chairman)	153,750	-	-	-	14,606	168,356
Andrew H Brown (Managing Director)	368,347	28,701	32,319	5,960	25,000	460,327
Adrian R Fitzpatrick	62,337	-	-	-	5,922	68,259
John R Forsyth	153,750	-	-	-	14,606	168,356
Robert D Fraser	100,316	-	-	-	-	100,316
Karen L Phin	62,337	-	-	-	5,922	68,259
Andrew P Stott	62,337	-	-	-	5,922	68,259
Total	963,174	28,701	32,319	5,960	71,978	1,102,132
2020						
Roger G Brown (Chairman)	145,044	-	-	-	13,779	158,823
Andrew H Brown (Managing Director)	310,870	28,701	18,243	11,769	25,000	394,583
Adrian R Fitzpatrick	55,885	-	-	-	5,309	61,194
John R Forsyth	145,044	-	-	-	13,779	158,823
Robert D Fraser	85,739	-	-	-	4,194	89,933
Karen L Phin (appointed 26 June 2019)	55,885	-	-	-	5,309	61,194
Andrew P Stott	55,885	-	-	-	5,309	61,194
Total	854,352	28,701	18,243	11,769	72,679	985,744

During the prior financial year, effective from 1 April 2020, Roger Brown, Andrew Brown and John Forsyth chose to take a 50% reduction to their total remuneration, excluding Andrew Brown's motor vehicle benefit. Each of the other directors took a 30% reduction to their total remuneration. This cost reduction measure, in response to COVID-19, was in place from 1 April 2020 through to 30 June 2020.

DIRECTORS' REPORT (continued)

Since the end of the previous financial year no Director of the Company has received or become entitled to receive any benefit (other than a benefit included in the aggregate amount of remuneration received or due and receivable by Directors shown in the consolidated financial report) because of a contract made by the Company, its controlled entities or a related body corporate with a Director or with a firm of which a Director is a member, or with an entity in which the Director has a substantial interest.

The following table summarises the Group's performance and key performance indicators:

	2021	2020	2019	2018	2017
Revenue (\$'000)	625,857	466,988	446,572	425,144	381,206
Increase in revenue (%)	34.0%	4.6%	5.0%	11.5%	5.5%
Profit before tax (\$'000)	150,023	78,092	77,692	74,372	67,501
Increase/(decrease) in profit before tax (%)	92.1%	0.5%	4.5%	10.2%	4.8%
Profit after tax (\$'000)	112,895	57,295	57,137	50,969	49,152
Increase/(decrease) in profit after tax (%)	97.0%	0.3%	12.1%	3.7%	3.6%
Basic earnings per share (cents)	140.0	71.8	71.9	64.3	62.1
Dividends per share fully franked (cents)	68.0	39.5	39.5	37.0	34.0
Earnings before interest and tax (\$'000)	151,874	79,766	77,908	74,641	67,458
Gearing ratio (%)	n/a	n/a	n/a	1.3%	n/a
End of year share price (\$)	43.19	17.95	18.20	22.83	15.71
Total remuneration of KMP (\$)	1,102,132	985,744	1,114,027	1,055,250	1,047,167

Key Management Personnel Shareholdings

The ordinary shares of ARB Corporation Limited held by each Director, either directly or indirectly, were:

2021		Beginning of Year	Acquired	Sold	End of Year
Roger G Brown (Chairman)	(a)	5,920,830	-	-	5,920,830
Andrew H Brown (Managing Director)	(a)	5,933,563	-	-	5,933,563
Adrian R Fitzpatrick		2,500	2,500	(2,500)	2,500
John R Forsyth		1,622,293	456	-	1,622,749
Robert D Fraser		28,556	607	-	29,163
Karen L Phin		4,700	-	-	4,700
Andrew P Stott		3,000	-	-	3,000

(a) Common to each of R.G. Brown and A.H. Brown are 5,879,272 (2020: 5,879,272) shares held indirectly.

*** End of the Remuneration Report ***

Corporate Governance Statement

The Company's Corporate Governance Statement is included at page 50 of this report and is also available on the Company website at <http://www.arb.com.au/about/investor-relations/>.

Signed in accordance with a resolution of the Directors.



Roger G Brown
Director



John R Forsyth
Director

Melbourne, 17 August, 2021

CONSOLIDATED INCOME STATEMENT

FOR THE YEAR ENDED 30 JUNE 2021

	Note	2021 \$'000	2020 \$'000
Sales revenue		623,072	465,379
Other income		2,785	1,609
Total revenue and other income	3	625,857	466,988
Materials and consumables used		(278,878)	(216,127)
Employee expenses		(129,093)	(115,210)
Government wage subsidies		9,819	9,478
Depreciation and amortisation expense	4	(23,513)	(21,733)
Advertising expense		(5,975)	(6,950)
Distribution expense		(14,467)	(10,554)
Finance expense		(2,002)	(1,723)
Occupancy expense		(13,820)	(11,679)
Maintenance expense		(5,065)	(4,034)
Other expenses		(12,840)	(10,364)
Profit before income tax expense		150,023	78,092
Income tax expense	5	(37,128)	(20,797)
Profit attributable to members of the parent entity		112,895	57,295
Basic and Diluted earnings per share (cents)	25	140.0	71.8

The accompanying notes form part of these financial statements.

CONSOLIDATED STATEMENT OF COMPREHENSIVE INCOME

FOR THE YEAR ENDED 30 JUNE 2021

	Note	2021 \$'000	2020 \$'000
Profit attributable to members of the parent entity		112,895	57,295
Other comprehensive income			
Items that may be reclassified subsequently to Profit/(Loss)			
Movement in fair value of cash flow hedges	19	82	9
Exchange differences on translation of foreign operations	19	(13,824)	448
Other comprehensive income for the year		(13,742)	457
Total comprehensive income for the year attributable to members of the parent entity		99,153	57,752

The accompanying notes form part of these financial statements.

CONSOLIDATED STATEMENT OF FINANCIAL POSITION

AS AT 30 JUNE 2021

	Note	2021 \$'000	2020 \$'000
Current assets			
Cash and cash equivalents	23	84,771	41,569
Receivables	7	79,890	60,102
Derivative financial instruments	14	151	-
Inventories	8	172,958	119,170
Other assets	9	6,292	3,683
Total current assets		344,062	224,524
Non-current assets			
Property, plant and equipment	10	201,434	180,399
Deferred tax assets	5	9,977	5,897
Intangible assets	11	63,110	35,524
Right-of-use assets	12	39,679	40,175
Total non-current assets		314,200	261,995
Total assets		658,262	486,519
Current liabilities			
Payables	13	73,234	35,709
Derivative financial instruments	14	74	5
Current tax liabilities	5	14,168	2,948
Lease liabilities	16	5,927	4,716
Provisions	17	19,414	29,904
Total current liabilities		112,817	73,282
Non-current liabilities			
Lease liabilities	16	39,200	39,814
Deferred tax liabilities	5	933	-
Provisions	17	19,535	1,162
Total non-current liabilities		59,668	40,976
Total liabilities		172,485	114,258
NET ASSETS		485,777	372,261
EQUITY			
Contributed equity	18	170,789	116,916
Reserves	19	9,522	23,264
Retained earnings	20	305,466	232,081
TOTAL EQUITY		485,777	372,261

The accompanying notes form part of these financial statements.

CONSOLIDATED STATEMENT OF CHANGES IN EQUITY

FOR THE YEAR ENDED 30 JUNE 2021

	Contributed equity \$'000	Reserves \$'000	Retained earnings \$'000	Total equity \$'000
Balance as at 1 July 2019	115,181	22,807	208,606	346,594
Adjustment on change of accounting policy, net of tax (note 1 (h))	-	-	(2,482)	(2,482)
Restated opening balance	115,181	22,807	206,124	344,112
Profit for the year	-	-	57,295	57,295
Movement in fair value of cash flow hedges, net of tax	-	9	-	9
Exchange differences on translation of foreign operations, net of tax	-	448	-	448
Total comprehensive income for the year	-	457	57,295	57,752
Transactions with owners in their capacity as owners:				
Contributions	1,534	-	-	1,534
Share issue	201	-	-	201
Dividends paid	-	-	(31,338)	(31,338)
Total transactions with owners in their capacity as owners	1,735	-	(31,338)	(29,603)
Balance as at 30 June 2020	116,916	23,264	232,081	372,261
Balance as at 1 July 2020	116,916	23,264	232,081	372,261
Profit for the year	-	-	112,895	112,895
Movement in fair value of cash flow hedges, net of tax	-	82	-	82
Exchange differences on translation of foreign operations, net of tax	-	(13,824)	-	(13,824)
Total comprehensive income for the year	-	(13,742)	112,895	99,153
Transactions with owners in their capacity as owners:				
Dividend reinvestment and bonus share plans (net of underwriter's fee)	53,728	-	-	53,728
Share issue	145	-	-	145
Dividends paid	-	-	(39,510)	(39,510)
Total transactions with owners in their capacity as owners	53,873	-	(39,510)	14,363
Balance as at 30 June 2021	170,789	9,522	305,466	485,777

The accompanying notes form part of these financial statements.

CONSOLIDATED STATEMENT OF CASH FLOWS

FOR THE YEAR ENDED 30 JUNE 2021

	Note	2021 \$'000	2020 \$'000
Cash Flows From Operating Activities			
Receipts from customers		651,141	497,648
Payments to suppliers and employees		(516,480)	(384,555)
Interest received		151	49
Finance costs		(1,864)	(1,723)
Income tax paid		(29,777)	(20,182)
Net cash provided by Operating activities	23	103,171	91,237
Cash Flows From Investing Activities			
Payments for property, plant and equipment	10	(33,138)	(17,757)
Payments for development costs	11	(2,754)	(3,299)
Payments for intangible software assets	11	(711)	(734)
Proceeds from sales of property, plant & equipment		783	642
Payments for business acquisition (net of cash acquired)	22	(15,188)	(17,478)
Net cash used in Investing activities		(51,008)	(38,626)
Cash Flows From Financing Activities			
Dividends paid		-	(15,035)
DRP underwriting fee		(551)	-
Payments for lease liabilities		(5,399)	(4,572)
Repayment of borrowings		(3,391)	-
Net cash used in Financing activities		(9,341)	(19,607)
Foreign exchange differences		380	101
Net increase/(decrease) in cash held		43,202	33,105
Cash at the beginning of the financial year		41,569	8,464
Cash at the end of the financial year	23	84,771	41,569

The accompanying notes form part of these financial statements.

NOTES TO THE FINANCIAL STATEMENTS

FOR THE YEAR ENDED 30 JUNE 2021

NOTES TO THE FINANCIAL STATEMENTS

1	Statement of significant accounting policies
2	Financial risk management
3	Revenues from continuing operations
4	Profit from continuing operations
5	Income tax
6	Dividends
7	Receivables
8	Inventories
9	Other assets
10	Property, plant and equipment
11	Intangible assets
12	Right-of-use assets
13	Payables
14	Derivative financial instruments
15	Financing arrangements
16	Lease liabilities
17	Provisions
18	Contributed equity
19	Reserves
20	Retained earnings
21	Parent entity information
22	Business combinations
23	Cash flow information
24	Commitments and contingencies
25	Earnings per share
26	Auditors' remuneration
27	Subsequent events
28	Controlled entities
29	Directors and executives
30	Related party transactions
31	Segment information

NOTES TO THE FINANCIAL STATEMENTS (continued)

FOR THE YEAR ENDED 30 JUNE 2021

1. STATEMENT OF SIGNIFICANT ACCOUNTING POLICIES

The following is a summary of significant accounting policies adopted by the consolidated entity ("the Group") in the preparation and presentation of the financial report. The accounting policies have been consistently applied, unless otherwise stated.

(a) Basis of preparation of the financial report

This financial report is a general purpose financial report that has been prepared in accordance with Australian Accounting Standards, Interpretations and other applicable authoritative pronouncements of the Australian Accounting Standards Board and the Corporations Act 2001. The Group is a for-profit entity for the purpose of preparing the financial statements.

The financial report covers ARB Corporation Limited and its controlled entities as a consolidated entity. ARB Corporation Limited is a company limited by shares, incorporated and domiciled in Australia.

The financial report was authorised for issue by the Directors as at the date of the Directors' report.

Compliance with IFRS

The consolidated financial statements of ARB Corporation Limited also comply with the International Financial Reporting Standards (IFRS) as issued by the International Accounting Standards Board (IASB).

Historical cost convention

The financial report has been prepared under the historical cost convention, as modified by revaluations to fair value for certain classes of assets as described in the accounting policies.

(b) Going concern

The financial report has been prepared on a going concern basis.

(c) Principles of consolidation

The consolidated financial statements are those of the Group, comprising the financial statements of the parent entity and of all entities which the parent entity controls. The Group controls an entity when it is exposed, or has rights, to variable returns from its involvement with the entity and has the ability to affect those returns through its power over the entity.

The financial statements of subsidiaries are prepared for the same reporting period as the parent entity, using consistent accounting policies. Adjustments are made to bring into line any dissimilar accounting policies.

All inter-company balances and transactions, including any unrealised profits or losses have been eliminated on consolidation. Subsidiaries are fully consolidated from the date on which control is established.

(d) Revenue recognition

Revenue is recognised as, or when, goods or services are transferred to the customer, and is measured at an amount that reflects the consideration to which the Group expects to be entitled in exchange for the goods or services. The Group provides a general warranty for all goods sold. The Group does not provide customers with the option to purchase an additional or extended warranty. Warranty obligations are recognised as a provision, and are measured at the Group's estimate of the expenditure required to fulfil its warranty obligations at the reporting date.

Interest revenue is recognised when it becomes receivable on a proportional basis taking into account the interest rates applicable to the financial assets.

(e) Cash and cash equivalents

Cash and cash equivalents include cash on hand and at banks, short-term deposits with an original maturity of six months or less held at call with financial institutions, and bank overdrafts.

(f) Inventories

Inventories are measured at the lower of cost and net realisable value. Costs incurred in bringing each product to its present location and condition are accounted for as follows:

- Raw materials and consumables: purchase cost on a first-in-first-out basis;
- Finished goods and work in progress: cost of direct material and labour and a proportion of manufacturing overheads based on normal operating capacity.

NOTES TO THE FINANCIAL STATEMENTS (continued)

FOR THE YEAR ENDED 30 JUNE 2021

1. STATEMENT OF SIGNIFICANT ACCOUNTING POLICIES (continued)**(g) Property, plant and equipment***Cost and valuation*

Freehold land and buildings are shown at cost less accumulated depreciation for buildings and accumulated impairment losses.

All other classes of property, plant and equipment are stated at cost less accumulated depreciation and impairment losses.

Depreciation

Land is not depreciated. The depreciable amounts of all other plant and equipment are depreciated over their estimated useful lives commencing from the time the asset is held ready for use.

The useful lives for each class of assets are:	2021	2020
- Buildings:	40 years	40 years
- Plant and equipment:	3 to 10 years	3 to 10 years

(h) Leases

The Group accounts for leases on balance sheet and, as a lessee, recognises right-of-use assets representing its rights to use the underlying assets and lease liabilities representing its obligation to make lease payments for all leases with a term greater than 12 months.

Right-of-use assets are initially measured at their cost comprising the amount of the initial measurement of the lease liability, lease payments made prior to commencing the lease and other direct costs incurred including an estimate of required make good costs at the end of the lease term less any lease incentives received. Right-of-use assets are subsequently measured at cost less any accumulated depreciation and impairment losses and adjusted for certain remeasurements of the lease liability. Lease costs are depreciated over the shorter of the lease term or the estimated useful life of the asset.

Lease liabilities are initially measured at the present value of the lease payments over the lease term using the Group's incremental borrowing rate. Lease liabilities are subsequently measured at the present value of the remaining lease payments adjusted to reflect changes to lease terms or payments. Variable lease payments not included in the measurement of lease liabilities are recognised as an expense when incurred.

The Group has also elected (i) to not recognise right-of-use assets and lease liabilities for low value assets, rather, lease payments associated with these assets are recognised as an expense on a straight-line basis over the lease term, (ii) to apply a single discount rate to a portfolio of leases with reasonably similar characteristics, and (iii) to use hindsight to determine the lease term for contracts that include options to renew, extend or terminate the lease.

In accordance with the transition requirements of AASB 16, the Group elected to use the modified retrospective approach, under which the cumulative effect of initial application was recognised in retained earnings at 1 July 2019.

(i) Intangibles*Goodwill*

Goodwill is initially measured as described in Note 1 (r). Goodwill is not amortised but is tested annually for impairment, or more frequently if events or changes in circumstances indicate that it might be impaired. Goodwill is carried at cost less accumulated impairment losses.

Research and development

Expenditure on research activities is recognised as an expense when incurred.

Expenditure on motor vehicle accessories design and development activities is capitalised only when technical feasibility studies identify that the project will deliver future economic benefits and these benefits can be measured reliably. Capitalised development expenditure is stated at cost less accumulated amortisation. Amortisation is calculated using a straight-line method to allocate the cost of the intangible assets over their estimated useful lives, which range from 3 to 5 years. Amortisation commences when the intangible asset is available for use. Other development expenditure is expensed when incurred.

IT software development costs

Costs incurred in developing IT software are initially recognised as an asset, and are subsequently amortised over their estimated useful lives commencing from the time the asset is available for use. The amortisation method applied to an intangible asset is consistent with the estimated consumption of economic benefits of the asset.

Distribution rights

Distribution rights are recorded at cost.

Amortisation is calculated using a straight-line method to allocate the cost over the period of the distribution rights.

NOTES TO THE FINANCIAL STATEMENTS (continued)

FOR THE YEAR ENDED 30 JUNE 2021

1. STATEMENT OF SIGNIFICANT ACCOUNTING POLICIES (continued)**(j) Taxes**

Current income tax expense or revenue is the tax payable on the current period's taxable income based on the applicable income tax rate adjusted by changes in deferred tax assets and liabilities.

Deferred tax assets and liabilities are recognised for temporary differences at the applicable tax rates when the assets are expected to be recovered or liabilities are settled. No deferred tax asset or liability is recognised in relation to temporary differences if they arose in a transaction, other than a business combination, that at the time of the transaction did not affect either accounting profit or taxable profit or loss.

Deferred tax assets are recognised for deductible temporary differences and unused tax losses only when it is probable that future taxable amounts will be available to utilise those temporary differences and losses.

Current and deferred tax balances attributable to amounts recognised directly in equity are also recognised directly in equity.

Tax consolidation

The parent entity and its controlled Australian entities have formed an income tax consolidated group under the tax consolidation legislation. The parent entity is responsible for recognising the current tax liabilities and deferred tax assets arising in respect of tax losses, for the tax consolidated group. The tax consolidated group has also entered into a tax funding agreement whereby each company in the Group contributes to the income tax payable in proportion to their contribution to the net profit before tax of the tax consolidated group.

(k) Impairment of non-financial assets

Assets with an indefinite useful life are not amortised but are tested annually for impairment in accordance with AASB 136 Impairment of Assets. Assets subject to annual depreciation or amortisation are reviewed for impairment whenever events or circumstances arise that indicate that the carrying amount of the asset may be impaired.

An impairment loss is recognised where the carrying amount of the asset exceeds its recoverable amount. The recoverable amount of an asset is defined as the higher of its fair value less costs to sell and value in use.

(l) Employee benefits

Liabilities arising in respect of wages and salaries, annual leave and any other employee benefits expected to be settled within 12 months of the reporting date are measured at their nominal amounts based on remuneration rates which are expected to be paid when the liability is settled. All other employee benefit liabilities which are not expected to be settled wholly before 12 months after the end of the reporting period are measured at the present value of the estimated future cash outflow to be made in respect of services provided by employees up to the reporting date.

(m) Financial instruments

Receivables: measured at fair value at inception and subsequently at amortised cost using the effective interest rate method. Receivables are tested for impairment. Any impairment loss is recognised in the profit and loss. The Group applies the simplified approach under AASB 9 Financial Instruments to measuring the allowance for credit losses for receivables from contracts with customers on the basis of the lifetime expected credit losses of the financial asset that are expected to result from default events. Expected credit losses are based on a review of debtor balances and identification of specific debtors, based on historical credit loss experience, and adjusted for factors that are specific to the financial asset, as well as current and future expected economic conditions relevant to the financial asset.

Financial liabilities: include trade payables, other creditors, provision for deferred consideration and loans from third parties measured at amortised cost.

Hedge accounting: certain derivatives are designated as hedging instruments and are classified as cash flow hedges. At the inception of each hedging transaction the Group documents the relationship between the hedging instruments and hedged items, its risk management objective and its strategy for undertaking the hedge transaction. The Group also documents its assessment, both at hedge inception and on an ongoing basis, of whether the derivatives that are used in hedging transactions have been and will continue to be highly effective in offsetting changes in cash flows of hedged items.

Cash flow hedge: to qualify as a cash flow hedge the underlying transactions generating the cash flows must be highly probable. Changes in the fair value of derivatives that are designated and qualify as cash flow hedges are recognised in equity in the cash flow hedging reserve. The gain or loss is released to profit or loss in the same period when the forecast transactions occur, thereby mitigating any exchange fluctuations that would have transpired in the absence of the hedge.

NOTES TO THE FINANCIAL STATEMENTS (continued)

FOR THE YEAR ENDED 30 JUNE 2021

1. STATEMENT OF SIGNIFICANT ACCOUNTING POLICIES (continued)

(n) Foreign currency

Functional and presentation currency

The financial statements of each Group entity are measured using its functional currency, which is the currency of the primary economic environment in which that entity operates. The consolidated financial statements are presented in Australian dollars which is the parent entity's functional and presentation currency.

Transactions and balances

Transactions in foreign currencies of entities within the Group are translated into their functional currency at the rate of exchange ruling at the date of the transaction.

Foreign currency monetary items that are outstanding at the reporting date (other than monetary items arising under foreign currency contracts where the exchange rate for that monetary item is fixed in the contract) are translated using the spot rate at the end of the financial year.

Except for certain foreign currency hedges, all resulting exchange differences arising on settlement or re-statement are recognised as revenues and expenses for the financial year.

Entities that have a functional currency different to the presentation currency are translated as follows:

- Assets and liabilities are translated at the closing rate prevailing on reporting date;
- Income and expenses are translated at actual exchange rates or average exchange rates for the period, where appropriate;
- All resulting exchange differences are recognised as Other Comprehensive Income.

(o) Goods and services tax (GST)

Revenues, expenses and assets are recognised net of the amount of GST, except where the amount of GST incurred is not recoverable from the Australian Tax Office. In these circumstances the GST is recognised as part of the cost of acquisition of the asset or as part of an item of the expense. Receivables and payables in the Consolidated Statement of Financial Position are shown inclusive of GST.

Cash flows are presented in the Consolidated Statement of Cash Flows on a gross basis, except for the GST component of investing and financing activities, which are disclosed as operating cash flows.

(p) Comparatives

Where necessary, comparative information has been reclassified and repositioned for consistency with current year disclosures.

(q) Significant accounting estimates and judgements

Certain accounting estimates include assumptions concerning the future, which, by definition, will seldom represent actual results. Estimates and assumptions based on future events have a significant inherent risk, and where future events are not as anticipated there could be a material impact on the carrying amounts of the assets and liabilities discussed below:

Inventories

Management has assessed the value of inventory that is likely to be sold below cost using past experience and judgement on the likely sell through rates of various items of inventory, and booked a provision for this amount.

Impairment of goodwill

Goodwill is allocated to cash generating units (CGU) according to management's expectations regarding which assets will be expected to benefit from the synergies arising from the business combination that gave rise to the goodwill. The recoverable amount of a CGU is based on value in use calculations. These calculations are based on projected cash flows approved by management. Management's determination of cash flow projections and gross margins are based on past performance and its expectation for the future. The present value of future cash flows has been calculated as disclosed in Note 11 of the financial statements.

Impairment of non-financial assets other than goodwill

All assets are assessed for impairment at each reporting date by evaluating whether indicators of impairment exist in relation to the continued use of the asset by the Group. Impairment triggers include declining product or manufacturing performance, technology changes, adverse changes in the economic or political environment or future product expectations. If an indicator of impairment exists the recoverable amount of the asset is determined. The recoverable amount of a CGU is based on value in use calculations.

NOTES TO THE FINANCIAL STATEMENTS (continued)

FOR THE YEAR ENDED 30 JUNE 2021

1. STATEMENT OF SIGNIFICANT ACCOUNTING POLICIES (continued)

(r) Business combinations

A business combination is a transaction or other event in which an acquirer obtains control of one or more businesses and results in the consolidation of the assets and liabilities acquired. Business combinations are accounted for by applying the acquisition method.

The consideration transferred is the sum of the acquisition date fair values of the assets transferred, equity instruments issued or liabilities incurred by the acquirer to former owners of the acquiree. Deferred consideration payable is measured at its acquisition date fair value. Contingent consideration to be transferred by the acquirer is recognised at the acquisition date fair value. At each reporting date subsequent to the acquisition, contingent consideration payable is measured at its fair value with any changes in the fair value recognised in profit or loss.

Goodwill is recognised initially at the excess over the aggregate of the consideration transferred, the fair value of the non-controlling interest, and the acquisition date fair value of the acquirer's previously held equity interest (in case of step acquisition), less the fair value of the identifiable assets acquired and liabilities assumed.

Acquisition related costs are expensed as incurred.

(s) New and revised accounting standards effective at 30 June 2021

The Group has applied all new and revised Australian Accounting Standards that apply to annual reporting periods beginning on or after 1 July 2020.

(t) New accounting standards and interpretations issued but not operative at 30 June 2021

A number of new accounting standards and interpretations have been issued at the reporting date but are not yet effective. The Directors have not yet assessed the impact of these standards or interpretations.

(u) Rounding amounts

In accordance with ASIC Corporations (Rounding in Financial/Directors' Reports) Instrument 2016/191, the amounts in the Directors' Report and in the financial statements have been rounded to the nearest \$1,000, or in certain cases, to the nearest \$1 (where indicated).

(v) Government wage subsidies

Government wage subsidies are recognised when there is reasonable certainty that the subsidy will be received and all subsidy conditions are met. Subsidies relating to expense items are recognised as a negative expense over the periods necessary to match the subsidy to the costs for which they are compensating.

(w) COVID-19

Since the declaration by the World Health Organisation on 11 March 2020, of COVID-19 as a pandemic, there has been a significant impact on local and world economies. This pandemic may have an impact on the financial position, and may affect the financial performance of the Group in the future.

NOTES TO THE FINANCIAL STATEMENTS (continued)

FOR THE YEAR ENDED 30 JUNE 2021

2. FINANCIAL RISK MANAGEMENT

The Group is exposed to a variety of financial risks comprising:

- | | |
|------------------------|--------------------|
| (a) Currency risk | (b) Liquidity risk |
| (c) Interest rate risk | (d) Credit risk |
| (e) Fair values | |

The Board of Directors has overall responsibility for ensuring that the risk mitigation actions recommended by the Risk Management Committee are implemented. The Board's policy with respect to the Group's exposure to financial risks is to seek to minimise potential adverse effects on the financial performance as a result of risks arising from financial instruments.

(a) Currency risk

Derivative financial instruments are used by the Group to hedge exposure to exchange rate risk associated with foreign currency transactions. Transactions for hedging purposes are undertaken without the use of collateral as the Group only deals with reputable institutions with sound financial positions.

The Group enters into forward exchange contracts to buy and sell specified amounts of foreign currencies in the future at stipulated exchange rates. The objective in entering the forward exchange contracts is to protect the Group against unfavourable exchange rate movements for both the contracted and anticipated future sales and purchases undertaken in foreign currencies.

Forward exchange contracts as at 30 June were:

	2021 A\$'000	2020 A\$'000	2021 Forward Rate	2020 Forward Rate
Settlement - less than 6 months				
Sell AUD / Buy THB	41,411	1,408	24.1482	21.3000
Sell GBP / Buy THB	7,058	-	40.7459	-
Sell GBP / Buy USD	1,608	-	1.3315	-
Sell GBP / Buy Euro	1,022	-	1.1366	-

The Group trades in various foreign currencies for both sales and purchases.

The Group purchases some equipment and products in Thai Baht (THB), United States Dollars (USD), New Zealand Dollars (NZD), Euro (EUR), Japanese Yen (JPY), Swedish Krona (SEK) and Great British Pounds (GBP). To minimise the risk on the exposure to these currencies, the Group may take out hedge contracts.

There is a net deficit of Thai Baht (THB) received over the Group's THB payments. Accordingly, the Group monitors the foreign currency exchange rates and may take out hedge contracts to stabilise the Group's purchase of THB.

There is a net deficit of United States Dollars (USD) received over the Group's USD payments. Accordingly, the Group monitors the foreign currency exchange rates and may take out hedge contracts to stabilise the Group's purchase of USD.

There is a net surplus of Euro received over the Group's Euro payments. Accordingly, the Group monitors the foreign currency exchange rates and may take out hedge contracts to stabilise the Group's sale of Euro.

If the Group considers its exposure in a foreign currency to be significant it will consider the use of hedging contracts.

Sensitivity

No reasonable movement in the Australian dollar (AUD) rates (for example 10% up or down) used to determine the fair value of the Group's financial instruments would result in a significant impact on profit or equity.

(b) Liquidity risk

The Group monitors its cash flow on a daily basis to ensure it can meet its obligations associated with financial liabilities.

Maturity analysis

Financial liabilities, excluding lease liabilities and deferred consideration, are contractually due to be settled within six months.
 As at 30 June 2021, property lease payments due within 1 year: \$8.2m; within 1-5 years: \$27.0m; and more than 5 years: \$19.9m.
 As at 30 June 2020, property lease payments due within 1 year: \$6.4m; within 1-5 years: \$29.8m; and more than 5 years: \$18.1m.
 As at 30 June 2021, deferred consideration is due within 1 year: \$2.4m (2020: \$nil); and within 1-5 years: \$18.3m (2020: \$nil).

NOTES TO THE FINANCIAL STATEMENTS (continued)

FOR THE YEAR ENDED 30 JUNE 2021

2. FINANCIAL RISK MANAGEMENT (continued)**(c) Interest rate risk**

The Group monitors its cash flow on a daily basis. Borrowings as at 30 June 2021 were \$nil (2020: \$nil). Finance facilities available and used as at the reporting date are disclosed in Note 15.

The Group's exposure to interest rate risks and the effective interest rates of financial assets and liabilities, both recognised and unrecognised at the balance date, are as follows:

	Note	Weighted Average Interest rate %	Floating Interest rate \$'000	Fixed interest maturing in :		Non Interest Bearing \$'000	Total \$'000
				1 year or less \$'000	More than 1 year \$'000		
2021							
<i>Financial assets</i>							
Cash	23	0.12%	84,771	-	-	-	84,771
Receivables	7	-	-	-	-	79,890	79,890
Derivative financial instruments	14	-	-	-	-	151	151
<i>Financial liabilities</i>							
Payables	13	-	-	-	-	73,234	73,234
Derivative financial instruments	14	-	-	-	-	74	74
Lease liabilities	16	4.03%	-	5,927	39,200	-	45,127
Provision for deferred consideration	17	2.31%	-	-	18,307	2,425	20,732
2020							
<i>Financial assets</i>							
Cash	23	0.25%	41,569	-	-	-	41,569
Receivables	7	-	-	-	-	60,102	60,102
<i>Financial liabilities</i>							
Payables	13	-	-	-	-	35,709	35,709
Derivative financial instruments	14	-	-	-	-	5	5
Lease liabilities	16	4.20%	-	4,716	39,814	-	44,530

(d) Credit risk

Credit risk is the risk that one party to a financial instrument will cause a financial loss for the other party by failing to discharge an obligation.

The maximum exposure to credit risk, excluding the value of any collateral or other security, at balance date of recognised financial assets is the carrying amount of those assets, net of any allowance for credit losses, as disclosed in the Consolidated Statement of Financial Position and Notes to the Financial Statements.

Credit risk for derivative financial instruments arises from the potential failure by counterparties to the contract to meet their obligations. The credit risk exposure to forward exchange contracts is the net fair value of these contracts.

The Group does not have any material credit risk exposure to any single debtor or group of debtors under financial instruments entered into by members of the Group.

Concentrations of credit risk

The Group minimises concentrations of credit risk in relation to trade receivables by undertaking transactions with a large number of customers. The majority of cash holdings are held on deposit with Australian banks.

(e) Fair values

The net fair value of financial assets and financial liabilities approximates their carrying amounts as disclosed in the Consolidated Statement of Financial Position and Notes to the Financial Statements.

The fair values of derivative hedging instruments have been determined based on observable inputs including foreign currency forward exchange rates. Derivative hedging instruments are classified as Level 2 in the fair value measurement hierarchy. These foreign currency forward contracts are valued on a discounted cash flow basis using forward exchange rates. All other financial assets and liabilities carrying amounts are a reasonable approximation of fair values as they are short term trade receivables and payables.

NOTES TO THE FINANCIAL STATEMENTS (continued)

FOR THE YEAR ENDED 30 JUNE 2021

3. REVENUES FROM CONTINUING OPERATIONS

	2021 \$'000	2020 \$'000
Revenue from sale of goods	623,072	465,379
Other income:		
Interest	151	49
Net gain on disposal of property, plant and equipment	181	12
Other	2,453	1,548
Total other income	2,785	1,609
Total income from continuing operations	625,857	466,988

4. PROFIT FROM CONTINUING OPERATIONS

	Note	2021 \$'000	2020 \$'000
Cost of goods sold		350,187	272,903
Depreciation of non-current assets:			
Buildings	10 (a)	3,189	2,831
Plant and equipment	10 (a)	10,471	9,741
		13,660	12,572
Amortisation of non-current assets:			
Development costs capitalised	11	2,509	2,641
Intangible software assets	11	1,035	1,184
Right-of-use assets	12	6,309	5,336
		9,853	9,161
Total depreciation and amortisation		23,513	21,733
Other expense items:			
Trade receivables (recovered) / written off		(81)	706
Provision for inventory obsolescence		3,627	1,453
Research and development expenditure		12,001	12,043
Bonus accrued for employees in response to COVID-19		-	1,497

COVID-19

The Company's financial results rebounded strongly in the current financial year from the worst of the COVID-19 impacts experienced at the onset of the pandemic. The ongoing disruption caused by COVID-19 across all of ARB's markets has presented both opportunities and operational challenges. Whilst demand for the Company's products has increased worldwide with a trend towards local touring, logistical and supply chain constraints have increased operational costs and disrupted fulfilment of sales demand. It is not feasible to quantify the impact of these and other COVID-19 related factors.

NOTES TO THE FINANCIAL STATEMENTS (continued)

FOR THE YEAR ENDED 30 JUNE 2021

5. INCOME TAX

	Note	2021 \$'000	2020 \$'000
(a) The components of tax expense:			
Current tax		41,325	22,062
Deferred tax		(4,133)	(2,175)
Deferred tax recognised through retained earnings	1 (h)	-	1,061
(Over) / Underprovision prior year		(64)	(151)
Total income tax expense		37,128	20,797
(b) Income tax expense			
Prima facie income tax expense at 30% (2020: 30%) on the operating profit		45,007	23,427
Increase/(decrease) in income tax expense due to:			
Differences in overseas tax rates		(9,453)	(2,629)
Research & development		(117)	(140)
Intercompany dividend		1,135	-
Other		620	290
Income tax expense on operating profit		37,192	20,948
(Over) / Underprovision prior year		(64)	(151)
Total income tax expense		37,128	20,797
(c) Deferred tax			
Deferred tax assets			
Deferred tax asset comprises the estimated future benefits at applicable income tax rates of the following items:			
Provisions, accruals and accrued employee benefits		6,745	5,055
Doubtful debt impairment		221	242
Inventory write-down		2,334	1,334
Income tax expense on group unrealised profit		3,663	2,426
Leases		1,640	1,290
Other		178	(42)
		14,781	10,305
Deferred tax liabilities			
Deferred tax liability comprises the estimated future expenses at applicable income tax rates for the following items:			
Difference in depreciation and amortisation of property, plant and equipment for accounting and income tax purposes		528	306
Development costs capitalised		3,872	3,804
Acquired		989	-
Other income not yet assessable		348	298
		5,737	4,408
Net deferred tax assets		9,044	5,897
Disclosed on Balance Sheet:			
Deferred tax assets		9,977	5,897
Deferred tax liabilities		(933)	-
Net deferred tax assets		9,044	5,897
(d) Current tax liabilities			
Balance at the beginning of the financial year		2,948	1,239
Income tax		41,325	22,062
Tax payments		(29,777)	(20,182)
Acquired		(205)	-
Under / (over) provisions		(64)	(151)
Other		(59)	(20)
Current tax liabilities		14,168	2,948

NOTES TO THE FINANCIAL STATEMENTS (continued)

FOR THE YEAR ENDED 30 JUNE 2021

6. DIVIDENDS

	Note	2021 \$'000	2020 \$'000
Dividends recommended or paid by the Company are:			
Recognised amounts			
A final fully franked ordinary dividend of 21.0 cents per share was paid on 23 October 2020 (2020: 21 cents fully franked)		16,317	16,569
An interim fully franked ordinary dividend of 29.0 cents per share was paid on 23 April 2021 (2020: 18.5 cents fully franked)		23,193	14,769
	20	39,510	31,338
Unrecognised amounts			
A final fully franked ordinary dividend is proposed of 39.0 cents per share to be paid on 22 October 2021 (2020: 21.0 cents fully franked)		31,798	16,764

The final dividend was declared subsequent to 30 June 2021 and is therefore not recognised as a liability at 30 June 2021.

The dividends paid by the Company were fully franked at the tax rate of 30% (2020: 30%) and the recommended dividends will be fully franked at the tax rate of 30%.

Dividend franking account

The balance of the franking account at year end that could be distributed as franked dividends using franking credits already in existence or which will arise from the payment of income tax provided for in the financial statements and after deducting franking credits to be used in payment of the above dividends:

Franking credits (measured on a tax paid basis under Australian Legislation)	62,340	61,193
--	---------------	---------------

7. RECEIVABLES

	2021 \$'000	2020 \$'000
Current		
Trade receivables	75,015	57,204
Other receivables	5,642	3,746
	80,657	60,950
Less: allowance for credit losses	(767)	(848)
	79,890	60,102
Allowance for credit losses		
Receivables ageing analysis at 30 June is:		
Not past due	72,558	51,134
Past due 0 - 30 days	6,157	4,845
Past due 31 - 90 days	994	3,479
Past due more than 91 days	948	1,492
	80,657	60,950

Trade receivables are non interest bearing with 30 day terms. A credit loss is recognised when there is an expectation of impairment of trade receivables. The credit losses have been included within Other expenses in the Consolidated Income Statement. All trade receivables that are not impaired are expected to be received.

Movements in the allowance for credit losses were:

Opening balance at 1 July	(848)	(142)
Writeback / (charge) for the year	9	(716)
Amounts written off	64	18
Foreign exchange translation	8	(8)
Closing balance at 30 June	(767)	(848)

NOTES TO THE FINANCIAL STATEMENTS (continued)

FOR THE YEAR ENDED 30 JUNE 2021

8. INVENTORIES

	2021 \$'000	2020 \$'000
Current		
Raw materials and work in progress	33,871	29,641
Finished goods	99,796	75,912
Goods in transit, at cost	48,381	18,520
Less: Provision for stock obsolescence	(9,090)	(4,903)
	172,958	119,170

9. OTHER ASSETS

	2021 \$'000	2020 \$'000
Current		
Prepayments	6,292	3,683

10. PROPERTY, PLANT AND EQUIPMENT

	2021 \$'000	2020 \$'000
Land and buildings, at cost	167,111	143,605
Less: accumulated depreciation	(18,574)	(15,210)
	148,537	128,395
Plant and equipment, at cost	135,024	125,504
Less: accumulated depreciation	(82,127)	(73,500)
	52,897	52,004
Total property, plant and equipment	201,434	180,399

(a) Movements in the carrying amounts	Land & Buildings \$'000	Plant & Equipment \$'000	Total \$'000
2021			
Balance at the beginning of financial year	128,395	52,004	180,399
Additions	20,123	13,015	33,138
Business acquisitions	6,598	1,548	8,146
Disposals	-	(602)	(602)
Depreciation	(3,189)	(10,471)	(13,660)
Foreign exchange impact	(3,390)	(2,597)	(5,987)
Balance at the end of financial year	148,537	52,897	201,434
2020			
Balance at the beginning of financial year	124,816	44,604	169,420
Additions	7,613	10,144	17,757
Business acquisitions	156	5,548	5,704
Disposals	(21)	(609)	(630)
Depreciation	(2,831)	(9,741)	(12,572)
Transfers	(1,817)	1,817	-
Foreign exchange impact	479	241	720
Balance at the end of financial year	128,395	52,004	180,399

(b) Property, plant and equipment have been granted as security over bank facilities. Refer to note 15 for details.

(c) Fair value of freehold land and buildings – The Group obtains independent property valuations of freehold land and buildings on a 3 year rotational basis. The total current valuations for freehold land and buildings are \$177.3 million, compared with the collective carrying value of \$148.5 million. The fair value measurements have been determined as level 3 in the fair value measurement hierarchy. The valuations are based on the expected vacant possession sales price with consideration of comparable sales information and prevailing rental capitalisation rates.

NOTES TO THE FINANCIAL STATEMENTS (continued)

FOR THE YEAR ENDED 30 JUNE 2021

11. INTANGIBLE ASSETS

	2021 \$'000	2020 \$'000
Goodwill	49,844	22,660
Development costs	30,043	27,289
Less: accumulated amortisation	(19,123)	(16,614)
	10,920	10,675
Intangible software assets	11,691	10,250
Less: accumulated amortisation	(9,345)	(8,061)
	2,346	2,189
Total intangible assets	63,110	35,524

Movements in the carrying amounts	Goodwill \$'000	Development Costs \$'000	Intangible Software Assets \$'000	Total \$'000
2021				
Balance at the beginning of financial year	22,660	10,675	2,189	35,524
Additions	-	2,754	711	3,465
Business acquisitions	27,197	-	473	27,670
Amortisation	-	(2,509)	(1,035)	(3,544)
Foreign exchange impact	(13)	-	8	(5)
Balance at the end of financial year	49,844	10,920	2,346	63,110
2020				
Balance at the beginning of financial year	16,917	10,017	2,641	29,575
Additions	5,774	3,299	734	9,807
Amortisation	-	(2,641)	(1,184)	(3,825)
Foreign exchange impact	(31)	-	(2)	(33)
Balance at the end of financial year	22,660	10,675	2,189	35,524

Impairment

Goodwill is allocated to the cash-generating units in the table below. The impairment test for each of these units has been prepared using a value-in-use calculation with a calculation for year 1 cash flows approved by management and years 2 to 5 projected using the growth rate below. Growth rates are based upon Directors' assumptions and consideration of historical averages.

	Goodwill \$'000	Growth rate	Discount Rate (post tax)	Period of projection
2021				
GoActive Outdoors	2,008	5.0%	10.0%	5 years
Kingsley Enterprises	3,226	4.5%	10.0%	5 years
SmartBar	1,648	5.0%	10.0%	5 years
ARB Corporation (Australia)	12,486	6.5%	10.0%	5 years
ARB New Zealand	3,279	5.0%	10.0%	5 years
Auto Styling Truckman Group Limited	27,197	(i)	(i)	(i)
(i) Auto Styling Truckman Group Limited is a recent acquisition. No formal assumptions have been developed, but no indicators of impairment have been noted from acquisition date to balance date.				
2020				
GoActive Outdoors	2,008	5.0%	10.0%	5 years
Kingsley Enterprises	3,226	4.5%	10.0%	5 years
SmartBar	1,648	5.0%	10.0%	5 years
ARB Corporation (Australia)	12,486	6.5%	10.0%	5 years
ARB New Zealand	3,292	5.0%	10.0%	5 years

No reasonable change in any of the key assumptions would result in a statutory impairment.

NOTES TO THE FINANCIAL STATEMENTS (continued)

FOR THE YEAR ENDED 30 JUNE 2021

12. RIGHT-OF-USE ASSETS

The Group leases various properties for retail and warehouse operations. Lease terms are typically contracted for an initial period of 10 years with an option to renew at the end of the initial term. Lease payments are renegotiated every five years to reflect prevailing market conditions.

	2021 \$'000	2020 \$'000
Lease Assets		
Land and buildings under lease arrangements at cost	60,207	57,395
Accumulated depreciation	(20,528)	(17,220)
	39,679	40,175

Movements in the carrying amounts	2021 \$'000	2020 \$'000
Balance at the beginning of financial year (initial application of AASB 16 on 1 July 2019)	40,175	25,030
Additions	6,312	20,427
Disposals	(460)	-
Depreciation	(6,309)	(5,336)
Foreign exchange impact	(39)	54
Balance at the end of financial year	39,679	40,175

13. PAYABLES

	2021 \$'000	2020 \$'000
Current		
Trade payables	10,929	9,118
Other payables	62,305	26,591
	73,234	35,709

14. DERIVATIVE FINANCIAL INSTRUMENTS

	2021 \$'000	2020 \$'000
Derivatives that are designated and effective as hedging instruments carried at fair value.		
Current assets		
Forward exchange contracts	151	-
Current liabilities		
Forward exchange contracts	74	5

NOTES TO THE FINANCIAL STATEMENTS (continued)

FOR THE YEAR ENDED 30 JUNE 2021

15. FINANCING ARRANGEMENTS

	2021 \$'000	2020 \$'000
Financing arrangements		
The Group has access to the following lines of credit:		
Total facilities available:		
Market loans	20,000	50,000
International facility	-	5,606
Lease guarantees	2,000	1,650
Standby letter of credit	3,000	450
	25,000	57,706
Facilities utilised at balance date:		
Market loan	-	-
International facility	-	-
Lease guarantees	1,302	1,157
Standby letter of credit	1,447	385
	2,749	1,542
Facilities not utilised at balance date:		
Market loan	20,000	50,000
International facility	-	5,606
Lease guarantees	698	493
Standby letter of credit	1,553	65
	22,251	56,164

(i) Market loan and International facility

The market loans and international facility are subject to annual review. Following such review, the bank retains the right at its discretion to review all of the terms and conditions of the facilities including without limitation all facility limits, fees, pricing, security and facility conditions.

(ii) Security & conditions

The above facilities are secured by a First Registered Company Charge over all assets and undertakings of the Company and its Australian controlled entities.

16. LEASE LIABILITIES

	2021 \$'000	2020 \$'000
Lease liabilities		
Current lease liabilities	5,927	4,716
Non-current lease liabilities	39,200	39,814
	45,127	44,530
Lease expenses and cashflows		
Interest expense on lease liabilities	1,864	1,553
Amortisation expense on lease assets	6,309	5,336
Cash outflow in relation to leases	7,263	6,125

NOTES TO THE FINANCIAL STATEMENTS (continued)

FOR THE YEAR ENDED 30 JUNE 2021

17. PROVISIONS

	2021 \$'000	2020 \$'000
Current		
Employee benefits	16,989	15,135
Provision for interim dividend (refer note 6)	-	14,769
Provision for deferred consideration	2,425	-
	19,414	29,904
Non-current		
Employee benefits	1,228	1,162
Provision for deferred consideration	18,307	-
	19,535	1,162
Total employee benefits	18,217	16,297

18. CONTRIBUTED EQUITY

	2021 \$'000	2020 \$'000
Issued and paid up capital		
81,533,865 ordinary shares (2020: 79,830,525)	170,789	116,916

Fully paid ordinary shares carry one vote and carry the right to dividends.

	2021 Shares	2020 Shares	2021 \$'000	2020 \$'000
Movements during the year				
Balance at the beginning of the financial year	79,830,525	79,725,131	116,916	115,181
Dividend reinvestment plan, Bonus share plan and associated underwriting	1,698,660	93,744	54,279	1,534
Other shares issued	4,680	11,650	145	201
Transaction costs of share issue	-	-	(551)	-
Balance at the end of the financial year	81,533,865	79,830,525	170,789	116,916

Capital management

When managing capital, the Board monitors, with consideration of the domestic and international economic climates, the Group's debt and liquidity levels. The capital management objective is to maintain the dividend payout ratio, whilst generating cash for future growth. It is the Board's current intention to maintain a dividend payout ratio of between 40% to 60% of Net Profit after Tax, excluding any special dividends.

NOTES TO THE FINANCIAL STATEMENTS (continued)

FOR THE YEAR ENDED 30 JUNE 2021

19. RESERVES

	Note	2021 \$'000	2020 \$'000
Capital profits reserve	(i)	4,090	4,090
Foreign currency translation reserve	(ii)	5,355	19,179
Cash flow hedge reserve	(iii)	77	(5)
		9,522	23,264

(i) Capital profits reserve reflects previously realised profits on sale of capital assets.

(ii) Foreign currency translation reserve reflects exchange differences on translation of foreign operations into Australian dollars.

(iii) Cash flow hedge reserve represents hedging gains and losses recognised on the effective portion of cash flow hedges.

Movements in the carrying amounts	Capital Profits Reserve \$'000	Foreign Currency Translation Reserve \$'000	Cash Flow Hedge Reserve \$'000	Total \$'000
2021				
Balance at the beginning of the financial year	4,090	19,179	(5)	23,264
Amount recognised in other comprehensive income	-	(13,824)	82	(13,742)
Balance at the end of the financial year	4,090	5,355	77	9,522
2020				
Balance at the beginning of the financial year	4,090	18,731	(14)	22,807
Amount recognised in other comprehensive income	-	448	9	457
Balance at the end of the financial year	4,090	19,179	(5)	23,264

20. RETAINED EARNINGS

	Note	2021 \$'000	2020 \$'000
Retained earnings		305,466	232,081
Retained earnings			
Balance at the beginning of the financial year		232,081	208,606
Net profit attributable to members of the parent entity		112,895	57,295
Dividends recognised	6	(39,510)	(31,338)
Adjustment on change of accounting policy, net of tax	1 (h)	-	(2,482)
Balance at the end of the financial year		305,466	232,081

NOTES TO THE FINANCIAL STATEMENTS (continued)

FOR THE YEAR ENDED 30 JUNE 2021

21. PARENT ENTITY INFORMATION

	2021 \$'000	2020 \$'000
Profit before income tax expense	109,337	60,647
Income tax expense	(32,544)	(18,398)
Profit attributable to members of the parent entity	76,793	42,249
Total comprehensive income for the year attributable to members of the parent entity	77,146	42,734
Current assets	220,412	151,154
Non-current assets	285,714	224,557
Total assets	506,126	375,711
Current liabilities	92,202	70,637
Non-current liabilities	51,343	33,460
Total liabilities	143,545	104,097
Net assets	362,581	271,614
Equity		
Contributed equity	170,789	116,916
Reserves	3,997	4,186
Retained earnings	187,795	150,512
Total equity	362,581	271,614
Capital expenditure commitments		
Contracted, but not provided for and payable within one year	141	7,337

NOTES TO THE FINANCIAL STATEMENTS (continued)

FOR THE YEAR ENDED 30 JUNE 2021

22. BUSINESS COMBINATIONS

Current year

The Company acquired 100% of the shares of Auto Styling Truckman Group Limited (trading as Truckman) and indirectly its wholly owned subsidiary Auto Styling UK Limited on 2 March 2021, both of which are private companies incorporated in the United Kingdom.

Prior year

During the prior year the Group purchased retail stores in Bundaberg, Queensland (July 2019) and Rockhampton, Queensland (September 2019), the assets of Advanced Equipment Limited (trading as Beaut Utes) in New Zealand (October 2019) and the assets of Proform Plastics Limited in New Zealand (March 2020).

Summary of the acquisitions:

	2021 \$'000	2020 \$'000
Total cost of combination	48,127	17,478
Assets and liabilities acquired:		
Cash	12,937	-
Receivables	1,685	-
Inventories	5,153	6,702
Current tax asset	205	-
Other assets	152	-
Property, plant and equipment	8,146	5,704
Intangible assets	473	-
Deferred tax assets	-	20
Goodwill	27,197	5,774
Right-of-use assets	163	-
Payables	(3,315)	-
Borrowings	(3,391)	-
Lease liabilities	(163)	-
Provisions	(126)	(507)
Other liabilities	-	(215)
Deferred tax liabilities	(989)	-
Net assets acquired	48,127	17,478
The cost of combination recognised at acquisition date:		
Payments for business acquisition (net of cash acquired)	15,188	17,478
Cash acquired	12,937	-
Payments for business acquisition	28,125	17,478
Current provision for deferred consideration valued at time of acquisition	2,355	-
Non current provision for deferred consideration valued at time of acquisition	4,453	-
Non current provision for contingent deferred consideration valued at time of acquisition (i)	13,194	-
Total cost of combination	48,127	17,478

(i) The contingent deferred consideration is quantified based on the company acquired achieving the maximum target EBITDA during the three years following completion. Acquisition price adjustments have also been agreed to (a) share any profit generated on the sale of the property if sold during the three years following completion, and (b) pass through any proceeds received for COVID-19 business interruption or other claims.

Acquisitions in the current year have been accounted for on a provisional basis as at 30 June 2021.

The goodwill on acquisition arises as a result of the reputation, quality of employees and profitability of the businesses acquired.

NOTES TO THE FINANCIAL STATEMENTS (continued)

FOR THE YEAR ENDED 30 JUNE 2021

22. BUSINESS COMBINATIONS (continued)**Contributions since acquisition****Current year**

For the financial year ended 30 June 2021, the businesses acquired contributed revenue of \$12,817,000 and a profit after tax of \$1,439,000 which is included within the consolidated profit for the financial year.

Prior year

For the financial year ended 30 June 2020, the businesses acquired contributed revenue of \$24,033,000 and a profit after tax of \$1,802,000 which was included within the consolidated profit for the financial year. ARB was previously a major supplier to three of the businesses acquired and the Group's sales to these businesses and profits generated on those sales since acquisition were included in these numbers.

23. CASH FLOW INFORMATION

	2021 \$'000	2020 \$'000
(i) Reconciliation of cash		
Cash	84,771	41,569
(ii) Reconciliations of the net profit after tax to the net cash flows from operations:		
Net profit	112,895	57,295
Add/(less) items classified as Investing/financing activities:		
(Profit)/loss on disposal of non-current assets	(181)	(12)
Add/(less) non-cash items		
Interest cost	138	-
Depreciation and amortisation	23,513	21,733
Allowance for credit losses of receivables	(81)	706
Provision for inventory obsolescence	3,627	1,453
Impact of foreign exchange	(7,643)	(292)
Share issue	145	201
Net cash provided by operating activities before change in assets and liabilities	132,413	81,084
Change in assets and liabilities		
(Increase)/decrease in trade receivables	(16,126)	647
(Increase)/decrease in other receivables	(1,896)	(2,010)
(Increase)/decrease in inventories	(52,262)	11,419
(Increase)/decrease in other assets	(2,457)	(550)
(Increase)/decrease in deferred tax asset	(3,731)	(1,094)
(Decrease)/increase in payables	34,067	(389)
(Decrease)/increase in income tax payable	11,425	1,709
(Decrease)/increase in deferred tax liability	(56)	-
(Decrease)/increase in provisions	1,794	421
Net cash flow from operating activities	103,171	91,237
(iii) Credit stand-by arrangements are identified at note 15.		
(iv) Reconciliation of liabilities arising from financing activities:		
Opening borrowings	-	-
Acquired	3,391	-
Repayments	(3,391)	-
Closing borrowings	-	-

NOTES TO THE FINANCIAL STATEMENTS (continued)

FOR THE YEAR ENDED 30 JUNE 2021

24. COMMITMENTS AND CONTINGENCIES

	2021 \$'000	2020 \$'000
Capital expenditure commitments		
Contracted, but not provided for and payable within one year		
Land & buildings	20,699	7,337
Plant & equipment	2,566	295
	23,265	7,632

25. EARNINGS PER SHARE

	2021 cents	2020 cents
Earnings per share (cents)	140.0	71.8
Weighted average number of ordinary shares used in the calculation of basic earnings per share	80,662,800	79,798,819

Diluted earnings per share do not differ from basic earnings per share and are therefore not separately disclosed.

26. AUDITORS' REMUNERATION

	2021 \$	2020 \$
Remuneration of Pitcher Partners, the auditors of the parent entity for:		
Auditing or reviewing the financial report	195,000	198,750
Taxation services (i)	124,500	42,932
Auditing or reviewing the financial report of subsidiaries:		
Remuneration of network firms of Pitcher Partners	76,759	30,241
Remuneration of other non-related auditors	89,800	73,727
Total auditors' remuneration	486,059	345,650

(i) The taxation services provided by the auditors of the parent entity related to compliance activities and represent 25.6% of the total auditors' remuneration in the current financial year. The Directors are satisfied that the provision of the taxation services and associated remuneration did not compromise the auditor's professional independence.

27. SUBSEQUENT EVENTS

There has been no matter or circumstance, which has arisen since 30 June 2021 that has significantly affected or may significantly affect:

- (a) the operations, in financial years subsequent to 30 June 2021 of the Group;
- (b) the results of those operations; or
- (c) the state of affairs, in financial years subsequent to 30 June 2021 of the Group.

Government imposed lockdowns in response to COVID-19 continue to create uncertainty in various states around Australia. Lockdowns since the end of the financial year have not had a material impact on the business as at the date of this report.

NOTES TO THE FINANCIAL STATEMENTS (continued)

FOR THE YEAR ENDED 30 JUNE 2021

28. CONTROLLED ENTITIES

The consolidated financial statements include the financial statements of ARB Corporation Limited and its controlled entities listed below:

	Country of Incorporation	2021 %	2020 %
Parent entity			
ARB Corporation Limited	Australia		
Controlled entities			
Air Locker, Inc.	United States of America	100	100
Kingsley Enterprises Pty Ltd	Australia	100	100
Off Road Accessories Ltd	Thailand	100	100
ARB Off Road Ltd	Thailand	100	100
ARB Europe s.r.o	Czech Republic	100	100
ARB Middle East FZE	United Arab Emirates	100	100
ARB New Zealand Limited	New Zealand	100	100
Auto Styling Truckman Group Limited	United Kingdom	100	-
Auto Styling UK Limited	United Kingdom	100	-

29. DIRECTORS AND EXECUTIVES

Details of Key Management Personnel

Roger G Brown	Non-executive Director and Chairman
Andrew H Brown	Managing Director
Adrian R Fitzpatrick	Non-executive Director
John R Forsyth	Non-executive Director
Robert D Fraser	Non-executive Director
Karen L Phin	Non-executive Director
Andrew P Stott	Non-executive Director

	2021 \$	2020 \$
Key Management Personnel remuneration by category		
Short term employment benefits	1,024,194	901,296
Long term employment benefits	5,960	11,769
Post employment benefits	71,978	72,679
	1,102,132	985,744

30. RELATED PARTY TRANSACTIONS

Directors

The name of each person holding the position of Director of ARB Corporation Limited during the financial year is:

Roger G Brown, Andrew H Brown, Adrian R Fitzpatrick, John R Forsyth, Robert D Fraser, Karen L Phin and Andrew P Stott.

No Director has entered into a material contract with the Company or the consolidated entity since the end of the previous financial year and there were no material contracts involving Directors' interests subsisting at year end.

Controlled entities

Details of interests in the controlled entities, being wholly-owned subsidiary companies, are set out at note 28. All transactions between the Company and its controlled entities have been eliminated on consolidation.

Ultimate parent entity

The immediate parent entity and ultimate parent entity is ARB Corporation Limited.

Terms and conditions of transactions with related parties

Sales to related parties for goods and services are made at arm's length transactions at normal prices and on normal commercial terms.

NOTES TO THE FINANCIAL STATEMENTS (continued)

FOR THE YEAR ENDED 30 JUNE 2021

31. SEGMENT INFORMATION

The major products/services from which the economic entity derived revenue during the year remained unchanged and were the design, manufacture, distribution and sale of motor vehicle accessories and light metal engineering works.

The reportable segments of the Group are based on geographical locations comprising operations in Australia & New Zealand, USA, Thailand and Middle East, Europe & United Kingdom.

(a) Income Statement	Australasia	USA	Thailand	Middle East Europe & UK	Eliminations	Consolidated
	\$'000	\$'000	\$'000	\$'000	\$'000	\$'000
2021						
Segment revenue						
Total segment revenue	610,228	87,956	121,235	38,845	(232,407)	625,857
Intersegmental revenues	(118,709)	-	(113,644)	(54)	232,407	-
Segment revenue from external source	491,519	87,956	7,591	38,791	-	625,857
Segment result						
Total segment result	80,971	7,325	30,552	3,815	(9,768)	112,895
Intersegmental eliminations	18,876	-	(28,639)	(5)	9,768	-
Segment result from external source	99,847	7,325	1,913	3,810	-	112,895
Items included within the segment result:						
Net interest income (expense)	(1,638)	(76)	10	(9)	-	(1,713)
Depreciation and amortisation expense	17,497	862	4,448	706	-	23,513
Income tax expense	32,982	2,080	1,324	742	-	37,128
2020						
Segment revenue						
Total segment revenue	446,823	65,086	71,544	21,368	(137,833)	466,988
Intersegmental revenues	(71,710)	(11)	(66,106)	(6)	137,833	-
Segment revenue from external source	375,113	65,075	5,438	21,362	-	466,988
Segment result						
Total segment result	44,073	2,724	8,490	2,043	(35)	57,295
Intersegmental eliminations	7,811	-	(7,845)	(1)	35	-
Segment result from external source	51,884	2,724	645	2,042	-	57,295
Items included within the segment result:						
Net interest income (expense)	(1,577)	(72)	25	(50)	-	(1,674)
Depreciation and amortisation expense	15,937	900	4,363	533	-	21,733
Income tax expense	19,079	735	581	402	-	20,797
(b) Statement of Financial Position	Australasia	USA	Thailand	Middle East Europe & UK	Eliminations	Consolidated
	\$'000	\$'000	\$'000	\$'000	\$'000	\$'000
2021						
Segment assets	560,412	40,674	127,995	45,145	(115,964)	658,262
Segment liabilities	173,193	15,423	19,025	15,933	(51,089)	172,485
Segment acquisition of property, plant, equipment and intangibles	53,556	140	12,530	6,193	-	72,419
2020						
Segment assets	423,794	33,620	97,746	14,384	(83,025)	486,519
Segment liabilities	131,659	13,927	6,793	4,734	(42,855)	114,258
Segment acquisition of property, plant, equipment and intangibles	27,958	284	4,954	72	-	33,268

DIRECTORS' DECLARATION

The Directors declare that the financial statements and notes set out on pages 13 to 40 are in accordance with the Corporations Act 2001, including:

- (a) Complying with Accounting Standards, and the Corporations Regulations 2001, and other mandatory professional reporting requirements;
- (b) Complying with International Financial Reporting Standards as indicated in note 1; and
- (c) Give a true and fair view of the financial position of the consolidated entity as at 30 June 2021 and of its performance for the year ended on that date.

In the Directors' opinion there are reasonable grounds to believe that ARB Corporation Limited will be able to pay its debts as and when they become due and payable.

This declaration has been made after receiving the declarations required to be made to the Directors in accordance with section 295A of the Corporations Act 2001 for the financial year ended 30 June 2021.

This declaration is made in accordance with a resolution of the Directors.



Roger G Brown
Director

Melbourne, 17 August, 2021



John R Forsyth
Director

INDEPENDENT AUDITOR'S REPORT
TO THE MEMBERS OF
ARB CORPORATION LIMITED AND ITS CONTROLLED ENTITIES

Report on the Audit of the Financial Report

Opinion

We have audited the financial report of ARB Corporation Limited "the Company" and its controlled entities "the Group", which comprises the consolidated statement of financial position as at 30 June 2021, the consolidated statement of comprehensive income, the consolidated statement of changes in equity and the consolidated statement of cash flows for the year then ended, and notes to the financial statements, including a summary of significant accounting policies, and the directors' declaration.

In our opinion, the accompanying financial report of the Group is in accordance with the *Corporations Act 2001*, including:

- (a) giving a true and fair view of the Group's financial position as at 30 June 2021 and of its financial performance for the year then ended; and
- (b) complying with Australian Accounting Standards and the *Corporations Regulations 2001*.

Basis for Opinion

We conducted our audit in accordance with Australian Auditing Standards. Our responsibilities under those standards are further described in the *Auditor's Responsibilities for the Audit of the Financial Report* section of our report. We are independent of the Group in accordance with the auditor independence requirements of the *Corporations Act 2001* and the ethical requirements of the Accounting Professional and Ethical Standards Board's APES 110 *Code of Ethics for Professional Accountants (including Independence Standards)* "the Code" that are relevant to our audit of the financial report in Australia. We have also fulfilled our other ethical responsibilities in accordance with the Code.

We confirm that the independence declaration required by the *Corporations Act 2001*, which has been given to the directors of the Company, would be in the same terms if given to the directors as at the time of this auditor's report.

We believe that the audit evidence we have obtained is sufficient and appropriate to provide a basis for our opinion.

Key Audit Matters

Key audit matters are those matters that, in our professional judgement, were of most significance in our audit of the financial report of the current period. These matters were addressed in the context of our audit of the financial report as a whole, and in forming our opinion thereon, and we do not provide a separate opinion on these matters.

INDEPENDENT AUDITOR'S REPORT
TO THE MEMBERS OF
ARB CORPORATION LIMITED AND ITS CONTROLLED ENTITIES

Key Audit Matter	How our audit addressed the key audit matter
<p><i>Revenue Recognition</i> Refer to note 1(d) and Note 3</p> <p>The Group's revenue, \$623.0M (2020: \$465.4M), is primarily derived from the sale of product through retail and wholesale channels, domestically and internationally.</p> <p>We focused on the existence and appropriate recognition of revenue as a key audit matter as revenue is a key contributor to the determination of profit.</p>	<p>Our testing of revenue transactions focused on evidencing that the underlying transactions existed in the period.</p> <p>Our procedures included:</p> <ul style="list-style-type: none"> • Reviewing the Group's terms and conditions of sale. • Understanding and evaluating the design and implementation of the Group's controls and processes for recognising and recording revenue transactions. • Testing the existence of revenue by agreeing a sample of revenue transactions to supporting documentation. • Analysing general journal entries impacting revenue and analysing transactions considered to be outside ordinary transaction cycles for testing. • Assessing the adequacy and accuracy of the disclosures in the financial statements
<p><i>Inventory valuation</i> Note 1 (f) and Note 8</p> <p>As at 30 June 2021, the Group held inventories of \$173.0M (2020: \$119.2M). In recent years, the Group has increased its revenue, as well as increasing its warehousing and retail presence in numerous geographic locations and expanding the product range.</p> <p>The Group must make judgements to identify and quantify inventory that is valued in excess of its recoverable value. The Group undertakes this by reference to historic sales volumes, levels of inventory held and market conditions.</p> <p>We focused on the value of inventory as a key audit matter as it involves judgement as to the recoverable value of inventory.</p>	<p>Our testing of inventory valuation focused on assessing the appropriateness of management's judgements as to which items of inventory were identified and the amounts provided for.</p> <p>Our procedures included:</p> <ul style="list-style-type: none"> • Understanding and evaluating the design and implementation of the Group's controls and processes for recognising inventory valuation. • Assessing the inventory provisioning policy and methodology for determination of the provision. • Reviewing the Group's provisioning assessment including challenging inventory items not provided for and potentially at risk of overstatement. • For a sample of inventory items agreeing that they are held at the lower of cost and net realisable value, through comparison to recent purchase invoices and sales prices. • Assessing the adequacy and accuracy of the Group's disclosures in the financial statements.

INDEPENDENT AUDITOR'S REPORT
TO THE MEMBERS OF
ARB CORPORATION LIMITED AND ITS CONTROLLED ENTITIES

Key Audit Matter	How our audit addressed the key audit matter
<p><i>Acquisition of Auto Styling Truckman Group Limited and Auto Styling UK Ltd</i></p> <p>Note 1(r), Note 11 and Note 22</p> <p>During the year the Group acquired 100% of the shares of Auto Styling Truckman Group Limited and Auto Styling UK Ltd for gross purchase consideration of £26.9m (\$48.1m AUD).</p> <p>The purchase contract included deferred and contingent consideration which required an estimate of fair value at date of acquisition.</p> <p>Further, accounting for this transaction required management to determine the fair value of acquired assets and liabilities, in particular determining the allocation of purchase consideration to goodwill and intangible assets on a provisional basis.</p> <p>Due to the judgements involved, the calculations and assumptions required to determine individual right-of-use asset and lease liability values, we have considered this to be a key audit matter.</p> <p>The transaction has been provisionally accounted for within the financial statements for year ended 30 June 2021.</p>	<p>Our testing of the acquisition focused on assessing the appropriateness of management's judgements and estimates on fair value of consideration, assets acquired and liabilities assumed.</p> <p>Our procedures included, amongst others:</p> <ul style="list-style-type: none"> • Reviewing the sale and purchase agreement to understand key terms and conditions. • Understanding and evaluating the design and implementation of the Group's controls and processes for the acquisition. • Evaluating the assumptions and methodology of management's valuation and calculation of deferred and contingent consideration. • Evaluating the assumptions and methodology of acquisition-date fair values of assets acquired and liabilities assumed. • Assessing the adequacy and accuracy of the Group's disclosures in the financial statements.

INDEPENDENT AUDITOR'S REPORT
TO THE MEMBERS OF
ARB CORPORATION LIMITED AND ITS CONTROLLED ENTITIES

Information Other than the Financial Report and Auditor's Report Thereon

The directors are responsible for the other information. The other information comprises the information included in the Group's annual report for the year ended 30 June 2021, but does not include the financial report and our auditor's report thereon.

Our opinion on the financial report does not cover the other information and accordingly we do not express any form of assurance conclusion thereon.

In connection with our audit of the financial report, our responsibility is to read the other information and, in doing so, consider whether the other information is materially inconsistent with the financial report or our knowledge obtained in the audit or otherwise appears to be materially misstated.

If, based on the work we have performed, we conclude that there is a material misstatement of this other information, we are required to report that fact. We have nothing to report in this regard.

Responsibilities of the Directors for the Financial Report

The directors of the Company are responsible for the preparation of the financial report that gives a true and fair view in accordance with Australian Accounting Standards and the *Corporations Act 2001* and for such internal control as the directors determine is necessary to enable the preparation of the financial report that gives a true and fair view and is free from material misstatement, whether due to fraud or error.

In preparing the financial report, the directors are responsible for assessing the ability of the Group to continue as a going concern, disclosing, as applicable, matters related to going concern and using the going concern basis of accounting unless the directors either intend to liquidate the Group or to cease operations, or have no realistic alternative but to do so.

Auditor's Responsibilities for the Audit of the Financial Report

Our objectives are to obtain reasonable assurance about whether the financial report as a whole is free from material misstatement, whether due to fraud or error, and to issue an auditor's report that includes our opinion. Reasonable assurance is a high level of assurance, but is not a guarantee that an audit conducted in accordance with the Australian Auditing Standards will always detect a material misstatement when it exists. Misstatements can arise from fraud or error and are considered material if, individually or in the aggregate, they could reasonably be expected to influence the economic decisions of users taken on the basis of this financial report.

As part of an audit in accordance with the Australian Auditing Standards, we exercise professional judgement and maintain professional scepticism throughout the audit. We also:

- Identify and assess the risks of material misstatement of the financial report, whether due to fraud or error, design and perform audit procedures responsive to those risks, and obtain audit evidence that is sufficient and appropriate to provide a basis for our opinion. The risk of not

INDEPENDENT AUDITOR'S REPORT
TO THE MEMBERS OF
ARB CORPORATION LIMITED AND ITS CONTROLLED ENTITIES

detecting a material misstatement resulting from fraud is higher than for one resulting from error, as fraud may involve collusion, forgery, intentional omissions, misrepresentations, or the override of internal control.

- Obtain an understanding of internal control relevant to the audit in order to design audit procedures that are appropriate in the circumstances, but not for the purpose of expressing an opinion on the effectiveness of the Group's internal control.
- Evaluate the appropriateness of accounting policies used and the reasonableness of accounting estimates and related disclosures made by the directors.
- Conclude on the appropriateness of the directors' use of the going concern basis of accounting and, based on the audit evidence obtained, whether a material uncertainty exists related to events or conditions that may cast significant doubt on the Group's ability to continue as a going concern. If we conclude that a material uncertainty exists, we are required to draw attention in our auditor's report to the related disclosures in the financial report or, if such disclosures are inadequate, to modify our opinion. Our conclusions are based on the audit evidence obtained up to the date of our auditor's report. However, future events or conditions may cause the Group to cease to continue as a going concern.
- Evaluate the overall presentation, structure and content of the financial report, including the disclosures, and whether the financial report represents the underlying transactions and events in a manner that achieves fair presentation.
- Obtain sufficient appropriate audit evidence regarding the financial information of the entities or business activities within the Group to express an opinion on the financial report. We are responsible for the direction, supervision and performance of the Group audit. We remain solely responsible for our audit opinion.

We communicate with the directors regarding, among other matters, the planned scope and timing of the audit and significant audit findings, including any significant deficiencies in internal control that we identify during our audit.

We also provide the directors with a statement that we have complied with relevant ethical requirements regarding independence, and to communicate with them all relationships and other matters that may reasonably be thought to bear on our independence, and where applicable, actions taken to eliminate threats or safeguards applied.

From the matters communicated with the directors, we determine those matters that were of most significance in the audit of the financial report of the current period and are therefore the key audit matters. We describe these matters in our auditor's report unless law or regulation precludes public disclosure about the matter or when, in extremely rare circumstances, we determine that a matter should not be communicated in our report because the adverse consequences of doing so would reasonably be expected to outweigh the public interest benefits of such communication.

INDEPENDENT AUDITOR'S REPORT
TO THE MEMBERS OF
ARB CORPORATION LIMITED AND ITS CONTROLLED ENTITIES

Report on the Remuneration Report

Opinion on the Remuneration Report

We have audited the Remuneration Report included on pages 11 to 12 of the directors' report for the year ended 30 June 2021. In our opinion, the Remuneration Report of ARB Corporation Limited, for the year ended 30 June 2021, complies with section 300A of the *Corporations Act 2001*.

Responsibilities

The directors of the Company are responsible for the preparation and presentation of the Remuneration Report in accordance with section 300A of the *Corporations Act 2001*. Our responsibility is to express an opinion on the Remuneration Report, based on our audit conducted in accordance with Australian Auditing Standards.



K L BYRNE
Partner



PITCHER PARTNERS
Melbourne

17 August 2021

ARB CORPORATION LIMITED AND ITS CONTROLLED ENTITIES

AUDITOR'S INDEPENDENCE DECLARATION
TO THE DIRECTORS OF ARB CORPORATION LIMITED

In relation to the independent audit for the year ended 30 June 2021, to the best of my knowledge and belief there have been:

- (i) No contraventions of the auditor independence requirements of the *Corporations Act 2001*; and
- (ii) No contraventions of APES 110 *Code of Ethics for Professional Accountants (including Independence Standards)*.

This declaration is in respect of ARB Corporation Limited and the entities it controlled during the year.



K L BYRNE
Partner

17 August 2021



PITCHER PARTNERS
Melbourne

ASX ADDITIONAL INFORMATION

Additional information required by the ASX Listing Rules and not disclosed elsewhere in this report.

SHAREHOLDINGS

Substantial Shareholders

The number of shares to which substantial shareholders were entitled as listed in the Company's register of substantial shareholders at 27 July 2021 was:

Shareholder	Ordinary
Rogand Pty Ltd	5,935,976
Bennelong Funds Management Group Pty Ltd	8,953,876

Class of Shares and Voting Rights

At 27 July 2021, there were 7,794 holders of ordinary shares of the Company. The voting rights attaching to the ordinary shares are set out in the Company's Constitution.

Distribution of shareholders (as at 27 July 2021):

	Holders	%	Shares Held	%
1 - 1,000	4,870	62.48	1,711,426	2.10
1,001 - 5,000	2,161	27.73	4,992,186	6.12
5,001 - 10,000	415	5.32	3,014,571	3.70
10,001 - 100,000	314	4.03	7,122,873	8.74
100,001 or more	34	0.44	64,692,809	79.34
	7,794	100.00	81,533,865	100.00

The number of shareholders holding less than a marketable parcel at 27 July 2021 was 193.

Twenty largest shareholders (as at 27 July 2021)

Name of Holder	Number of ordinary shares held	% of issued ordinary shares held
HSBC Custody Nominees (Australia) Limited	14,892,439	18.27
Citicorp Nominees Pty Limited	14,352,919	17.60
J P Morgan Nominees Australia Pty Limited	9,781,922	12.00
Rogand Pty Ltd	5,851,183	7.18
Australian Foundation Investment Company Limited	3,502,724	4.30
National Nominees Limited	3,223,524	3.95
BNP Paribas Nominees Pty Ltd (Agency Lending DRP A/C)	1,746,607	2.14
Formax Pty Ltd (Reparar A/C)	1,586,723	1.95
BNP Paribas Noms Pty Ltd (DRP)	1,306,977	1.60
Netwealth Investments Limited (Wrap Services A/C)	1,017,345	1.25
BKI Investment Company Limited	945,447	1.16
Milton Corporation Limited	911,065	1.12
Mirrabooka Investments Limited	700,720	0.86
Ms Judith Caroline Carpenter + Ms Gillian Clare Carpenter (Est Late P Carpenter A/C)	653,831	0.80
Santos L Helper Pty Ltd (The Van Paassen Fam Account)	405,834	0.50
Illabarook Pty Ltd	350,000	0.43
Citicorp Nominees Pty Limited (Colonial First State Inv A/C)	337,296	0.41
AMCIL Limited	310,769	0.38
BNP Paribas Nominees Pty Ltd Six Sis Ltd <DRP A/C>	290,766	0.36
Djerriwarrh Investments Limited	284,091	0.35

The 20 largest shareholders hold 76.60% of the ordinary shares of the Company.

There is no current on market buy back of shares.

CORPORATE GOVERNANCE STATEMENT

The Board of ARB Corporation Limited is committed to high standards of corporate governance and supports the principles of good corporate governance and best practice recommendations as published in the Corporate Governance Principles and Recommendations 4th Edition (the "Guidelines") of the ASX Corporate Governance Council released in February 2019.

ASX Listing Rule 4.10.3 requires ARB to disclose the extent to which it has followed these best practice recommendations. This statement outlines the key corporate governance practices of ARB, as they relate to the recommendations of the ASX Corporate Governance Council.

The Board recognises that some practices are more relevant to larger companies. The Board has adopted those practices that it believes are in the best interests of its stakeholders and will enhance long term shareholder value given ARB's specific circumstances.

This Corporate Governance Statement was approved by the Board on 16 August 2021 and is current as at that date.

1. The Roles of the Board and Management

The Board of Directors is responsible for increasing shareholder value and overseeing good governance practices through leadership and direction of the Company. The Board Charter is disclosed at <http://www.arb.com.au/about/investor-relations/> and sets out the roles, responsibilities and processes of the Board. Matters reserved for the Board include:

- setting the strategic direction and values of the Company
- appointing and reviewing the performance of the Managing Director
- setting objectives for which the Managing Director is responsible
- approving major investment decisions and financial budgets
- monitoring financial and operating performance
- determining capital, funding and dividend policies
- planning Board and management succession
- defining the limits to management's responsibilities
- setting the Company's risk appetite and monitoring the effectiveness of risk management
- ensuring the Company complies with the law and conforms to the highest standards of financial and ethical behaviour.

Board Meetings are held regularly and the Board meets on other occasions to deal with matters that require attention between scheduled meetings.

The responsibility for the operation and administration of the economic entity is delegated by the Board to the Managing Director and the departmental executives.

The Board of ARB and senior management monitor the performance of all Divisions through fortnightly management meetings and the preparation of monthly management accounts.

Minutes of the fortnightly management meetings are circulated to all Board members to ensure that they are aware of key developments within the Company and in the industry and environment in which it operates.

The monthly management accounts are prepared using accrual accounting principles and report each Division's results. These monthly management accounts are compared by management with monthly targets. Each Division has key performance indicators and are reviewed by the Board monthly.

The monitoring of ARB's performance by the Board and management assists in identifying the areas where additional attention is required.

The Managing Director evaluates the performance of the senior management team on an informal basis throughout the year and on a formal basis once per year. A performance evaluation was undertaken in the current reporting period. The Managing Director also ensures appropriate checks are undertaken before appointing a senior executive.

The Company Secretary is accountable directly to the Board on all matters to do with the proper functioning of the Board, through the Chairman.

There is a written agreement with each Director and Senior Executive setting out the terms of their employment.

The Board has not adopted a formal diversity policy or set measurable objectives based on diversity alone for the reasons explained in section 3 of this Corporate Governance Statement.

2. The Structure of the Board

The composition of the Board is determined in accordance with ARB's constitution and the ASX Listing Rules.

The Board regards a Director as independent if he or she is free from any material interest in, or other material relationship with, the Company, other than as a Director, which could reasonably be perceived to materially interfere with the Director's ability to exercise independent judgement with respect to the matter being considered. Independence and materiality are considered by the Board in the context of all of the relevant circumstances.

The Board presently comprises one Executive Director and six non-executive Directors (four of whom are independent non-executive Directors). The Board believes that, at present, this structure combines the skills, experience and efficiency of operation best suited to governing the Company.

The Chairman became a non-executive Director on 1 July 2016. Prior to this, the Chairman had been the Executive Chairman since the company listed on the ASX in 1987. The Board acknowledges the recommendation of the ASX Corporate Governance Council that this role be carried out by an independent Director. However, the Board believes that the wealth of knowledge and expertise of the current Chairman and his interest in the Company as a substantial shareholder, make it appropriate for him to be the Chairman.

CORPORATE GOVERNANCE STATEMENT (continued)

The Board comprises a majority of independent Directors. The Board believes that all of its Directors exercise due care and skill with respect to the matters which they consider and bring independent judgement to bear in decision making.

Committees

The Board of Directors, as part of its responsibility to oversee the strategic direction of the Company, has established guidelines and committees to ensure that its businesses operate ethically and fairly and to ensure that the assets of the Company are properly protected. The committees which the Board has established are as follows:

- Audit Committee
- Risk Management Committee
- Remuneration and Nomination Committee.

The Board, either directly or through the Remuneration and Nomination Committee, periodically and objectively assesses its performance and that of its committees and individual members. The Board and the Audit and Remuneration and Nomination Committees undertook formal performance evaluations during the current reporting year. The Board periodically undertakes performance reviews on an informal basis.

The requirement for membership of the Remuneration and Nomination Committee is that the member must be a non-executive Director and able to make a contribution to this decision making process. This committee is composed of four independent non-executive Directors of ARB and is chaired by one of these independent non-executive Directors.

The committee's Charter is disclosed in the Investor Relations section of the Company's web site (<http://www.arb.com.au/about/investor-relations/>).

Appointment of Directors

One of the roles and responsibilities of the Remuneration and Nomination Committee is to recommend to the Board the selection and appointment of suitable Directors to the Company after undertaking appropriate checks.

The committee considers the size and composition of the Board and the selection and appointment of new Directors as required based upon the existing expertise and experience of the Board, the future requirements of the Company and the desirability of increasing diversity as a means of enhancing shareholder value.

The Board's objective is to achieve the mix of skills and diversity that is best suited to maximising long-term shareholder value given the circumstances at any particular time. The Board believes that the Remuneration and Nomination Committee is best placed to assess these requirements rather than using intermediaries.

The conditions relating to a Director's appointment are provided to the Director in writing prior to appointment. All Directors are subject to re-election by rotation in accordance with ARB's constitution. The Board provides

shareholders with the necessary information in order to make an informed decision prior to the election of Directors.

Board Skills Matrix

The Board has identified the skills required of the members of the Board, which are:

- management experience
- business experience, particularly in international sales and distribution
- financial management
- risk management
- corporate governance
- corporate finance
- regulatory knowledge
- legal knowledge
- sales and marketing experience
- automotive and/or four-wheel drive industry experience
- manufacturing experience
- engineering experience
- director experience
- ability to think strategically
- high level of business acumen and integrity.

The skills matrix is subject to periodic review. The Board is satisfied that, as a group, the current Directors meet the requirements of this skills matrix.

Further information with respect to the Board is provided in the Directors' Report in the Company's Annual Report.

The Company provides appropriate induction as and when required for new Directors. The Board and the Remuneration and Nomination Committee periodically review whether there is a need for existing Directors to undertake professional development to maintain the skills and knowledge needed to perform their roles as Directors effectively.

Directors may obtain independent professional advice, at the Company's expense, on matters arising in the course of their Board duties after obtaining the Chairman's approval, which cannot be unreasonably withheld.

3. Ethical Business Practices

ARB is committed to being a socially responsible corporate citizen, using honest and fair business practices. The Company has articulated its values which are disclosed at <http://www.arb.com.au/about/>.

The Company's Code of Conduct and policies, including the Whistleblower and Anti-bribery and Corruption policies, apply to everyone who works for ARB and its subsidiaries including employees, consultants and Directors. The Board is informed of any material breaches of the Company's Code of Conduct or its various policies.

The Company's Code of Conduct and its policies are disclosed at <http://www.arb.com.au/about/policy/>.

The Company also believes that an effective means of enhancing investor confidence and actively promoting

CORPORATE GOVERNANCE STATEMENT (continued)

ethical and responsible decision-making is for the Board and the senior management team to foster, through their own actions, an ethical corporate culture.

Similarly, the Board believes that it has fostered and that the Company and its employees have a governance culture that encourages excellence and ethical business practices to enhance long term shareholder value, including the advancement of all employees in an ethical manner as appropriate irrespective of gender, age, ethnicity and cultural background.

Accordingly, the Board has not adopted a formal diversity policy or set measurable objectives based on diversity alone that might otherwise endorse diversity as the principal criteria for the selection and promotion of the Company's employees and directors. An employee or Director's skills, experience and overall prospects of adding value to the Company shall take precedence over diversity considerations. The Board believes that this is consistent with its objective of generating long term shareholder value in an ethical manner.

The Company benefits from and actively employs staff in Australia and internationally from a diverse range of ethnicities and backgrounds.

The proportion of women employed by the consolidated entity in the following roles is as follows:

- Board 14%
- Senior executives 13%
- Consolidated entity 15%

The Company complies with its reporting obligations as a relevant employer under the Workplace Gender Equality Act 2012 (Cth).

Senior executives are general managers of key business departments. The Board promotes open and honest disclosure and discussion, together with consideration and respect for the interests of all stakeholders, at all Board and fortnightly management meetings.

In addition, the Board and the senior management of the Company regularly consider relevant matters including conflicts of interest, corporate opportunities, business practices, confidentiality, fair dealing, complaints handling, protection and proper use of the Company's assets, compliance with laws and regulations and reporting unlawful and unethical behaviour.

The Board has ultimate responsibility for resolving all matters concerning ethical and responsible decision-making.

These procedures are designed to ensure that the integrity of the Company is maintained and that investor confidence is enhanced.

The Company is aware of its legal and other obligations to all legitimate stakeholders. The Board believes that appropriate recognition of these interests will enhance shareholder value in the long term.

The Board believes that the shareholders of the Company ultimately assess the performance of the Board, its committees, individual Directors and senior

management based on the financial performance of the Company in the context of the commercial, legal and ethical framework within which the Company operates.

Directors' share trading

The Board of Directors has a formal policy for share dealing by Directors. This policy allows for the buying and selling of ARB shares only after approval has been obtained from the Chairman with such approval only to be given in blackout periods in exceptional circumstances and when the market is fully informed.

4. Safeguard Integrity

ARB has an Audit Committee with a formal charter that is available on the Company's web site (<http://www.arb.com.au/about/investor-relations/>).

The Audit Committee is composed of four independent non-executive Directors of ARB and is chaired by one of these independent non-executive Directors.

The Board considers that the composition of the present Audit Committee maintains integrity and is most operationally effective for a Company of ARB's size and Board composition.

The primary function of the Audit Committee is to recommend to the Board the selection and appointment of the external auditors, based on the audit requirements of the Company and the independence and suitability of the auditors. The Audit Committee also acts as an interface between the Board and the external auditors to:

- ensure that the external auditors who are selected and appointed remain appropriate to the needs of the Company
- review the independence of the external auditors
- ensure the rotation of external audit engagement partners in accordance with regulatory requirements
- review, with management and the auditors, the Company's periodic statutory accounts and reports
- review the systems and controls established by management to safeguard the assets of the Company
- monitor procedures in place aimed at ensuring compliance with the Corporations Act and the Australian Stock Exchange Listing Rules
- monitor the effective management of financial and other business risks.

The Audit Committee has reviewed the external auditor's independence and is satisfied that they are not restricted in forming an independent view on the Group's financial report.

The provision of non-audit services by the external auditors to the Group has been restricted by the Board to ensure audit independence.

Further information with respect to the Audit Committee is provided in the Directors' Report in the Company's Annual Report.

CORPORATE GOVERNANCE STATEMENT (continued)

Prior to approving the financial statements, the Board received a declaration from the Managing Director and Chief Financial Officer that, in their opinion, the financial records have been properly maintained and that the financial statements comply with the appropriate accounting standards and give a true and fair view of the financial position and performance of the Group and that the opinion has been formed on the basis of a sound system of risk management and internal control which is operating effectively.

The Company's process to verify the integrity of any periodic corporate reports released to the market that are not audited or reviewed by an external auditor is similar to the process it follows for all releases to the market and is designed to ensure the relevant personnel who prepare the reports are appropriately qualified and have appropriate information available to them to support the relevant report; to ensure that such reports have been checked and approved for release by authorised personnel in accordance with the Company's delegation of authority and to ensure that relevant personnel are aware of the Company's policies, procedures and practices which are designed to assure integrity of process and avoid any improper practices which may compromise such integrity e.g. Code of Conduct, continuous disclosure, whistle-blower and anti-bribery and corruption policies.

5. Timely Disclosure of Material Matters

The Company's aim is to ensure timely, balanced and continuous disclosure to the market of all material matters concerning the Company in accordance with the ASX continuous disclosure regime.

The policies and procedures designed to ensure compliance with ASX Listing Rules and Corporations Act disclosure requirements and to ensure accountability at a senior management level for that compliance are as follows:

- the Company must notify the market, via the ASX continuous disclosure regime, of any price sensitive information
- the Directors, the Company Secretary and the Chief Financial Officer are designated as Disclosure Officers who are responsible for reviewing potential disclosures and deciding what information should be disclosed
- only a Disclosure Officer may authorise communication with external parties on behalf of the Company thereby safeguarding confidentiality of corporate information
- the onus is on all executives to inform a Disclosure Officer of all potential disclosures as soon as they become aware of the information. The senior management team is responsible for ensuring staff understand and comply with this policy
- ASX and media releases must be approved by a Director who is a Disclosure Officer
- All material market announcements are sent to members of the Board
- Copies of presentations to investors or analysts are released to the ASX Market Announcements Platform ahead of the presentation.

6. Rights of Shareholders

The shareholders of ARB are responsible for voting on the election of Directors at the Annual General Meeting in accordance with the Company's constitution.

The Annual General Meeting also provides shareholders with the opportunity to express their views on matters concerning the Company and to vote on other items of business for resolution by shareholders. ARB's policy is to facilitate and encourage effective shareholder participation at general meetings through clear and succinct notices of meeting and explanatory notes, taking time to explain the Company's future direction and strategy and through direct interaction during question times at each meeting.

ARB requires that the audit partner of the firm of auditors attends the Annual General Meeting and be available to answers shareholder questions about the conduct of the audit and the preparation and content of the auditor's report.

All substantive resolutions at a meeting of security holders are decided by a poll rather than by a show of hands.

The Company's investor relations programme creates effective two-way communication with shareholders through:

- the Annual Report which is distributed to all shareholders
- disclosures made to the ASX
- letters to shareholders after half year and full year results' announcements
- notices and explanatory memoranda in relation to resolutions to be put to a vote
- AGMs at which shareholders are given an opportunity to participate
- analyst briefings and presentations as appropriate
- the Company's web site:
<http://www.arb.com.au/about/investor-relations/>

The Company provides security holders with the option of receiving communications from, and sending communications to, the Company and its share registry electronically.

7. Risk Management

The Board has established a Risk Management Committee to oversee the management of business risks and internal control. This committee is chaired by a non-executive Director and also includes the Chairman, the Managing Director and the Chief Financial Officer (rather than a committee as outlined in Recommendation 7.1(a) of the Guidelines).

The Risk Management Committee identifies, assesses, monitors and manages business risks and internal control procedures by considering such matters as part of the regular fortnightly meetings of the senior management team of the Company.

Minutes of every management meeting are circulated to the Board which has the ultimate responsibility of ensuring that the risk mitigation actions recommended at these meetings are implemented.

CORPORATE GOVERNANCE STATEMENT (continued)

Risk management is a standing agenda item at all Board meetings and a Risk Register is maintained and reviewed by the Board.

The Board reviews the risk management framework of the Company annually and is satisfied through its evaluation in the current reporting year, that the framework remains sound and that the Company is operating with due regard to the risk appetite set by the Board.

The Company does not have an internal audit function. Instead, the fortnightly management reports of the senior management team of the Company, including the Risk Management Committee, are circulated to all Board members for them to evaluate and continually improve the effectiveness of the risk management framework and internal control processes.

ARB has identified certain risks that could materially impact the Company's performance and prospects and has implemented measures to manage those risks, as summarised below:

- **Economic risk:** ARB is exposed to general risks posed by the Australian and international economies, which may cause general or local downturns in consumer confidence and demand and in the automotive industry in particular. Strategies employed to manage these risks include the use of multiple facilities for manufacturing, distribution and sales.
- **Foreign exchange risk:** ARB is exposed to foreign exchange rate influences in its dealings with a number of countries. This risk is managed through hedging arrangements as required and by operating in different currency environments.
- **Business continuity risk:** ARB faces business continuity risks which may include: a natural disaster affecting one or more sites, global pandemics, major outage of services (eg electricity), a raw material shortage and prolonged failure of a supplier to supply a critical component. This risk is managed through businesses spread across multiple sites to mitigate site specific risks, site specific Emergency Response Plans and appropriate policies of insurance.
- **Tax Risk:** The Company has effective policies and processes in place to manage tax risk including direct, indirect and excise taxes.

- **Key personnel:** Finding and retaining the right employees is important to ARB's ongoing success. ARB has appropriate succession planning strategies and career development plans in place to manage this risk.
- **Regulatory:** Regulatory burdens and changes to regulatory requirements may adversely impact ARB's competitiveness. ARB addresses this risk through its globally diversified facilities and being at the forefront of relevant industry technology to meet changing regulatory requirements more effectively.
- **Environmental / Sustainability:** ARB is not significantly impacted by, but complies with, all environmental regulations or laws as reported in its Environmental, Social and Governance Report located at <http://www.arb.com.au/about/investor-relations/>.

The Company does not face any material exposure to risks that would compromise its ability to continue operating in a socially and environmentally sustainable way.

8. Fair and Responsible Remuneration

ARB has established a Remuneration and Nomination Committee. This Committee is composed of four independent non-executive members of the Board. The Chairman of the Committee is appointed by the Board and is one of the independent non-executive Directors.

The primary function of the Remuneration and Nomination Committee is to review senior executive remuneration structures, review senior management succession plans and monitor Directors' remuneration levels.

The committee may engage appropriately qualified consultants to provide it with advice and recommendations.

The committee's Charter is disclosed in the Investor Relations section of the Company's web site (<http://www.arb.com.au/about/investor-relations/>).

Non-executive Directors are remunerated by way of fees and other than statutory superannuation, they do not receive any retirement benefits.

Additional information with respect to remuneration, including separate disclosure of policies and practices regarding the remuneration of non-executive Directors and the remuneration of the Executive Director and other senior management, is provided in the Remuneration Report in the Company's Annual Report.

ARB drives excellence with passion



ARB will continue to strive for innovation and engineering excellence in 2021/2022, using advanced technologies to bring new and improved products to market, to roll out new ARB Flagship stores across Australia and to continue to build on the growth experienced over the past year in export and OE markets.

For personal use only



4X4 ACCESSORIES