



Annual Report Presentation

Michael Ivanchenko, CEO



DISCLAIMER



This presentation has been prepared by CV Check Ltd ('CVCheck'). The information in this presentation is of a general nature and does not purport to be complete, nor does it contain all the information which would be required in a prospectus prepared in accordance with the requirements of the Corporations Act. This presentation may contain statements, opinions, projections, forecasts and other material (forward looking statements), based on various assumptions. Those assumptions may or may not prove to be correct. None of CVCheck, its respective officers, employees, agents, advisers or any other person named in this presentation makes any representation as to the accuracy or likelihood of fulfilment of any forward looking statements or any of the assumptions upon which they are based.

The information contained in this presentation does not take into account the investment objectives, financial situation or particular needs of any recipient and is not financial product

advice. Before making an investment decision, recipients of this presentation should consider their own needs and situation and, if necessary, seek independent, professional advice.

To the extent permitted by law, CVCheck and its respective officers, employees, agents and advisers give no warranty, representation or guarantee as to the accuracy, completeness or reliability of the information contained in this presentation. Further, none of CVCheck and its respective officers, employees, agents and advisers accept, to the extent permitted by law, responsibility for any loss, claim, damages, costs or expenses arising out of, or in connection with, the information contained in this presentation. Any recipient of this presentation should independently satisfy themselves as to the accuracy of all information contained herein.



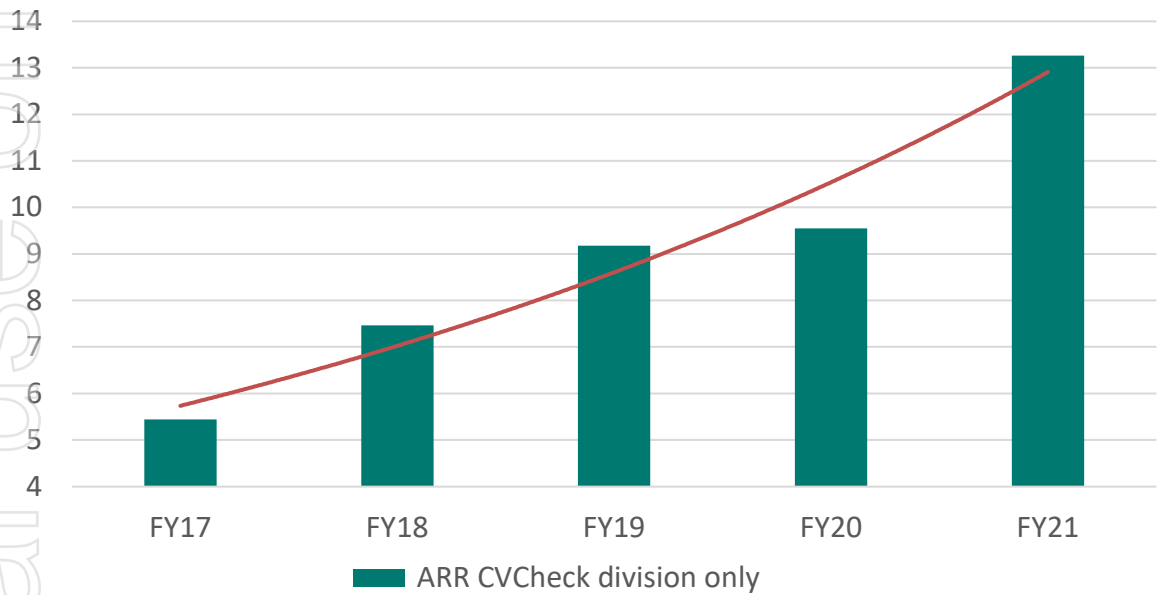
FY21 HEADLINE RESULTS

\$17.5M	Revenue (up 41% on FY20)
\$13.3M	Booked ARR 12 months to 30 June 21 (CVCheck division)
59%	Gross margin
\$1.0M	Net Cash Inflow from operating Activities
\$12.9M	Cash as at 30 June 21

HIGH QUALITY REVENUE GROWTH



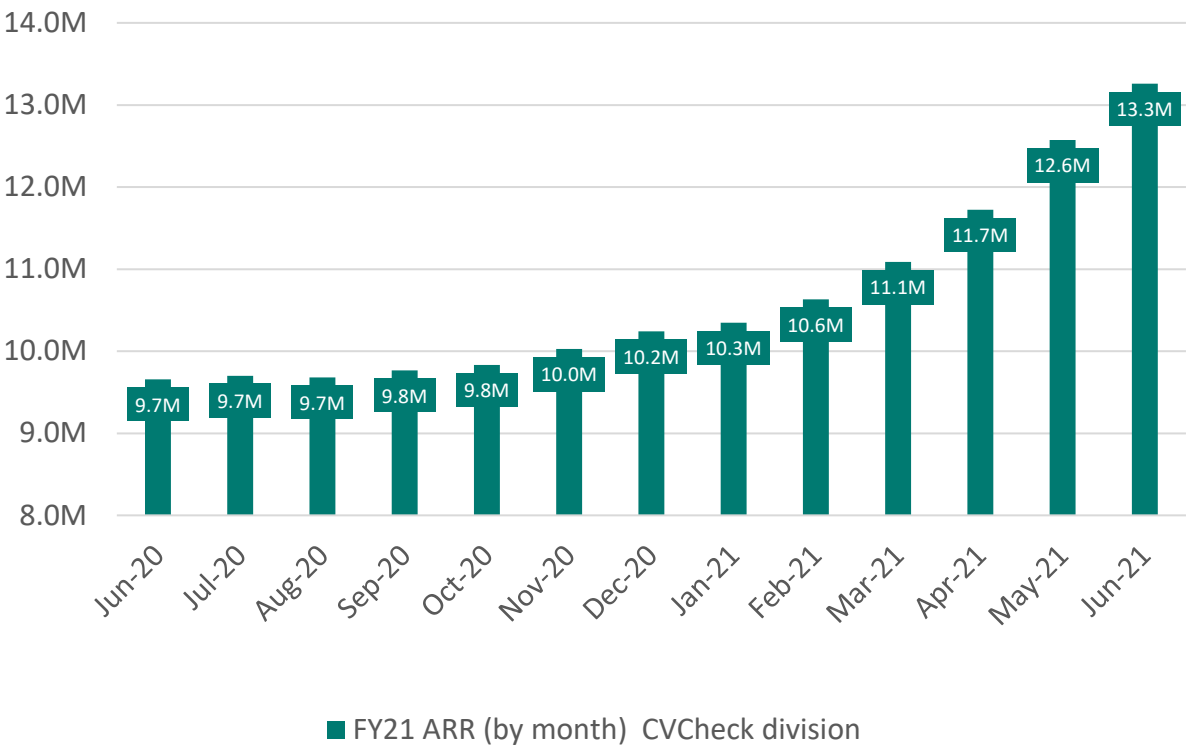
CV1 Booked ARR (CVCheck Division)



SUSTAINED ARR GROWTH *

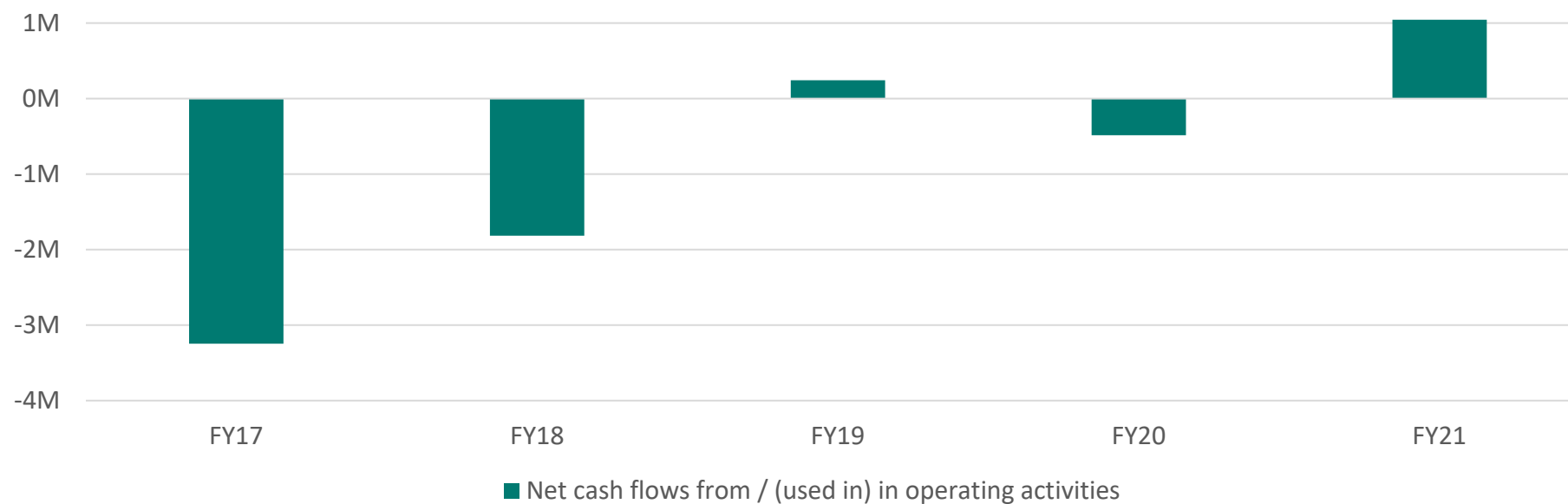
* booked revenue over each 12-month period

CV1 Booked ARR by month (CVCheck division)



CASH FLOW

FY17 to FY21 *



- Cash positive from operating activities for FY21
- CV1 has no external financing debt

* Operating and investing cash (excludes capital raisings)

Expanding the Business Reach



Pre-employment Screening

- Direct organic: provision of people data, verified at source.
- Direct B2B sales and marketing.
- Direct B2C arising via brand traffic from the above.

Value through the employment lifecycle

- Managing compliance, tracking and reporting throughout employee lifecycle.
- Ongoing service provision directly extends SaaS revenue opportunity.

B2B shift proven, generating significant ARR and higher quality revenue. Extension from pre-employment to full employment lifecycle provides further opportunity for recurring revenue.

SOME OF OUR CLIENTS



STRONGLY POSITIONED ENTERING FY22



HR technology, people screening, and verification continues with the addition of human capital and work site management and compliance



Integration of BPT and CVCheck well advanced enabling continuing growth and development alongside new recurring revenue opportunities



Strong balance sheet underpinning stability and enabling further investment in technology, innovation and product development



Commercialised technology stack, strong diverse customer base with potential to introduce new products and features.





CORPORATE PROFILE



429M*

Shares on issue
+25.35M options

\$73M*

Market cap

\$0.17*

Share price

\$11.9M

Cash at 1 September 21

No external finance debt,
strong balance sheet

* As at 1 September 2021

CV1 GROUP | PG 9



ersonal use only

CONTACT US



www.cvcheck.com



investors@cvcheck.com



0408 712 795

 **CV
CHECK**
Building Trust