

20 October 2021

ASX RELEASE

Toll Revenue and Traffic Statistics Update for Q3 2021

Atlas Arteria (**ASX:ALX**) today released toll revenue and traffic statistics for the September quarter 2021 (Q3 2021). Strong summer holiday travel in France resulted in the highest total third quarter traffic since 2018.

The tables below show the change in traffic and revenue with respect to the same periods in 2019 and 2020.

		Traffic vs prior corresponding period			
		vs.Q3 2020	vs.Q3 2019	vs. YTD 2020	vs. YTD 2019
APRR	Total VKT*	9.2%	6.3%	14.7%	(8.1%)
ADELAC	Total traffic	8.3%	(4.1%)	7.6%	(21.7%)
Dulles Greenway	Total traffic	26.0%	(30.4%)	9.2%	(37.6%)
Warnow Tunnel	Total traffic	(3.2%)	(2.4%)	(6.5%)	(11.6%)
Weighted Average		9.7%	3.1%	14.0%	(10.7%)

		Toll Revenue vs prior corresponding period			
		vs.Q3 2020	vs.Q3 2019	vs. YTD 2020	vs. YTD 2019
APRR	EUR	8.8%	6.7%	14.4%	(4.8%)
ADELAC	EUR	8.3%	(2.4%)	7.2%	(20.5%)
Dulles Greenway	USD	32.2%	(28.3%)	11.6%	(35.8%)
Warnow Tunnel	EUR	0.1%	1.6%	(4.1%)	(8.0%)
Weighted Average		9.7%	3.7%	13.8%	(7.6%)

* Vehicle kilometres travelled

¹ Weighted averages are based on portfolio revenue allocations from Atlas Arteria's beneficial interests in its businesses, in A\$ using the average foreign currency exchange rates in the current period (USD = 1.3605 AUD, and EUR = 1.6039 AUD).

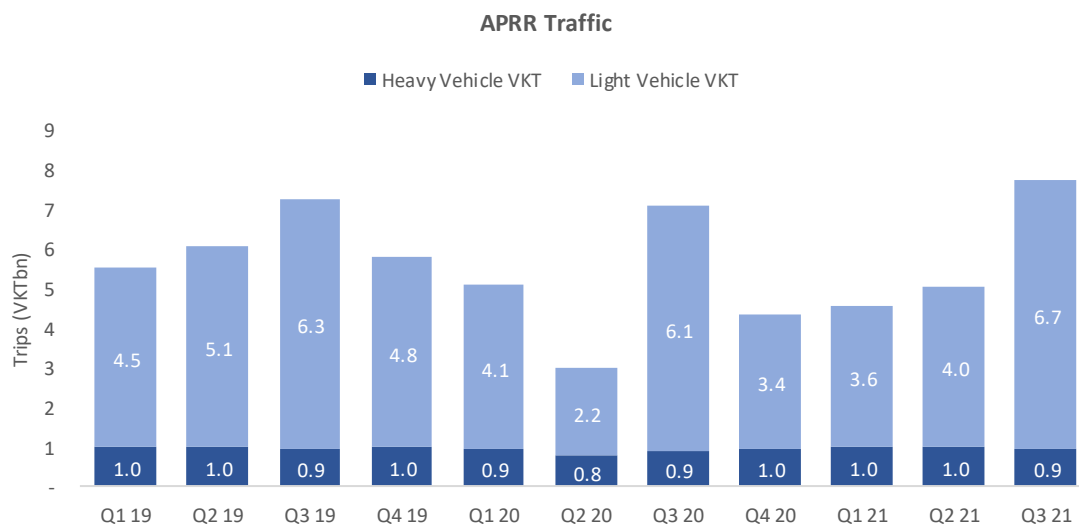
APRR and ADELAC

Traffic in Q3 2021 was 9.2% higher than Q3 2020 and 6.3% higher than Q3 2019. Light vehicle traffic was particularly strong, up 9.8% higher than Q3 2020 and 7.0% above Q3 2019.

The summer period at APRR is typically characterised by a strong increase in leisure travel during July and August. This year, traffic remained high into September, with strong demand from French domestic travelers.

The EU Digital COVID Certificate (vaccine passport) was launched on 1 July and from 9 August the French 'Pass Sanitaire' was required for access to all public services, hospitality venues and for any travel by plane, train or bus in France. As of 10 October, around 80% of the French adult (18+) population were fully vaccinated against COVID-19 and France has begun administering booster vaccinations to extend immunity into the European winter.

Heavy vehicle traffic also continued to remain strong during the quarter, ending Q3 2021 4.8% higher than Q3 2020 and 1.2% higher than Q3 2019.



ADELAC's traffic benefited from the return of economic activity on the back of EU and French vaccine passports, but as a commuter road did not experience the same increase in leisure traffic as the wider APRR network. Traffic at ADELAC in Q3 2021 was 8.3% higher than Q3 2020, but 4.1% lower than Q3 2019.

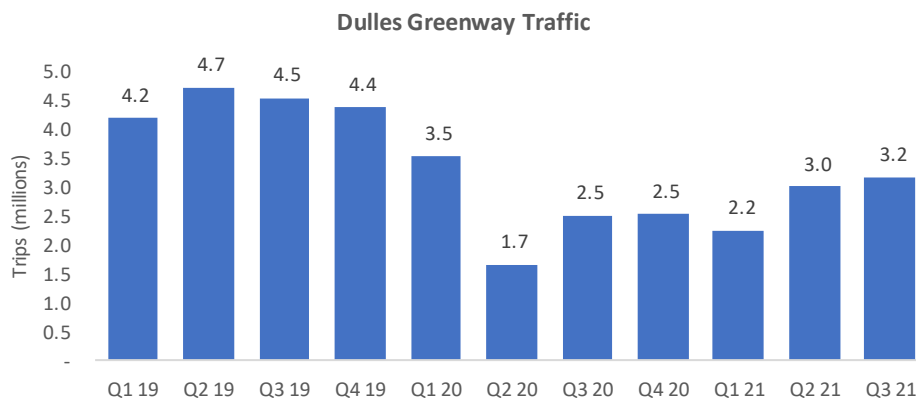
Dulles Greenway

Traffic in Q3 2021 was 26.0% higher than Q3 2020 but remained 30.4% below Q3 2019.

Virginia experienced a resurgence in COVID-19 cases which began at the start of Q3 2021 and peaked in mid-September at levels not seen since the end of 2020. The increase in COVID-19 cases associated with the Delta variant delayed the plans of many businesses to return to the office.

As a result, weekday traffic remained on average around 33% below 2019 levels over the period. Weekend traffic, however, was only around 11% below 2019 levels over the quarter reflecting limited government imposed COVID-19 restrictions remaining in place.

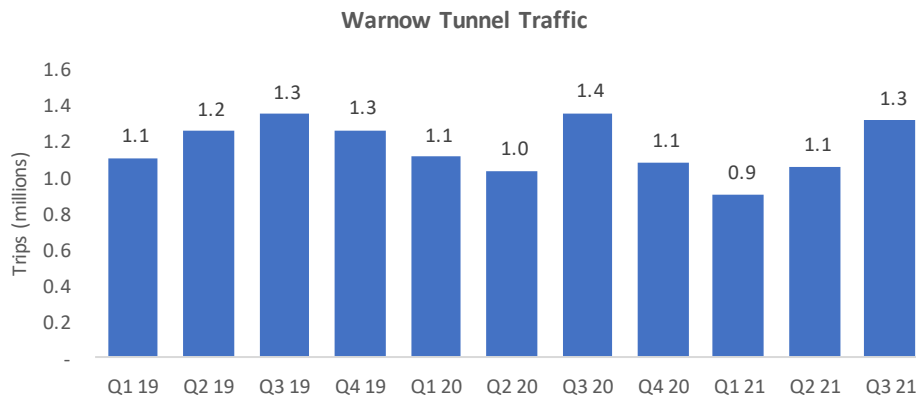
The performance for the quarter continues the trend of recovery in traffic since the pandemic started in Q2 2020.



Warnow Tunnel

Traffic in Q3 2021 was 3.2% lower than Q3 2020 and 2.4% lower than Q3 2019. Most COVID-19 related movement and social restrictions in Germany were lifted towards the end of Q2, which supported summer holiday traffic.

Roadworks on competing routes continued to positively impact traffic at the Warnow Tunnel, albeit to a lesser extent than in prior comparative periods. This contributed to the slightly lower traffic numbers when compared with Q3 2020 and 2019. These roadworks are expected to continue into Q4.



As of 10 October, around 78% of the German adult (18+) population were fully vaccinated against COVID-19. Germany has also begun administering booster vaccinations against COVID-19 to provide additional immunity against the disease heading into the colder months.

Despite the lower traffic, toll revenue for the quarter was 0.1% higher than Q3 2020 and 1.6% higher than Q3 2019. This was a result of the increases in average tolls.

Appendix: Traffic and Operating Revenue

Category	Jul-Sep 2021	Change vs 2020	Change vs 2019	YTD Jan- Sep 2021	Change vs 2020	Change vs 2019
France						
APRR						
Revenue						
Toll Revenue (EUR millions)	762.2	8.8%	6.7%	1,836.6	14.4%	(4.8%)
Vehicle Kilometers Travelled (millions)						
Light Vehicles	6,748	9.8%	7.0%	14,375	15.3%	(9.5%)
Heavy Vehicles	949	4.8%	1.2%	2,909	11.7%	(0.2%)
Total	7,696	9.2%	6.3%	17,284	14.7%	(8.1%)
ADELAC						
Revenue						
Total Toll Revenue (EUR millions)	14.87	8.3%	(2.4%)	34.30	7.2%	(20.5%)
Average Daily Toll Revenue (EUR)	161,576	8.3%	(2.4%)	125,630	7.6%	(20.5%)
Traffic						
Total Traffic (trips millions)	2.74	8.3%	(4.1%)	6.40	7.6%	(21.7%)
Average Daily Traffic	29,827	8.3%	(4.1%)	23,446	8.0%	(21.7%)
United States						
TRIP II - Dulles Greenway						
Revenue						
Total Toll Revenue (USD millions)	16.49	32.2%	(28.3%)	43.13	11.6%	(35.8%)
Average Daily Toll Revenue (USD)	179,223	32.2%	(28.3%)	157,997	12.0%	(35.8%)
Traffic						
Total Traffic (trips millions)	3.15	26.0%	(30.4%)	8.39	9.2%	(37.6%)
Average Daily Traffic	34,278	26.0%	(30.4%)	30,721	9.6%	(37.6%)
Germany						
Warnowquerung GmbH & Co. — Warnow Tunnel						
Revenue						
Total Toll Revenue (EUR millions)	3.91	0.1%	1.6%	9.37	(4.1%)	(8.0%)
Average Daily Toll Revenue (EUR)	42,482	0.1%	1.6%	34,305	(3.8%)	(8.0%)
Traffic						
Total Traffic (trips millions)	1.31	(3.2%)	(2.4%)	3.26	(6.5%)	(11.6%)
Average Daily Traffic	14,222	(3.2%)	(2.4%)	11,940	(6.1%)	(11.6%)

Note: Figures may not add due to rounding differences. References to pcpr are to the prior corresponding period.

For further information please contact:

Investors:

Jeanette Royce
Director, Investor Relations
1800 621 694 / +61 (0) 438 493 692
investors@atlasarteria.com

Media:

Lisa Keenan
Nightingale Advisors
+61 (0) 409 150 771
lisa@nightingaleadvisors.com.au

This announcement has been authorised for release by Clayton McCormack, General Counsel and Company Secretary.

About Atlas Arteria

Atlas Arteria (ASX:ALX) is a global owner, operator and developer of toll roads, creating value for our investors over the long-term through considered and disciplined management. The roads we own, operate and develop benefit communities through reduced travel time, greater time certainty, reduced fuel consumption and carbon emissions.

Today the Atlas Arteria Group consists of four businesses. We currently own a 31.14% interest in the APRR toll road group in France. Adjacent to the APRR business is the smaller ADELAC business which connects to a PRR in south-east France. Together APRR and ADELAC comprise a 2,318km motorway network located in the East and South East of France. In the US, we have 100% of the economic interest in the Dulles Greenway, a 22km toll road in the Commonwealth of Virginia. In Germany, we own 100% of the Warnow Tunnel in the north-east city of Rostock.

www.atlasarteria.com