

Damstra Technology

Q1 FY22 Results Presentation

28 October 2021

Financial data is provided on a pro forma basis except where explicitly stated otherwise

CONNECT + PROTECT YOUR WORLD

Presenters:

Johannes Risseuw (Executive Chairman)

Christian Damstra (Chief Executive Officer)

Chris Scholtz (Chief Financial Officer)

This presentation includes general information about the activities of Damstra Holdings Limited ACN 610 571 607 (Damstra) and its affiliates and related bodies corporate (as defined in the Corporations Act 2001 (Cth) (Corporations Act) (together, the Damstra Group). This presentation is current as at 28 October 2021 (unless otherwise stated herein). The information contained in this presentation is for general information purposes only.

The information contained in this presentation does not constitute investment or financial product advice (nor taxation or legal advice) and is not intended to be used as the basis for making an investment decision. It does not take into account the investment objectives, financial situation, taxation position or needs of any particular investor, which should be considered when deciding if an investment is appropriate. You must consider your own investment objectives, financial situation and needs. You should conduct and solely rely upon your own independent investigations and enquiries, including obtaining taxation, legal, financial or other professional advice in relation to the information contained in this presentation as appropriate to your jurisdiction.

This presentation should be read in conjunction with any reports, financial statements, appendices or other documents or information that accompanies this presentation or which is otherwise announced or released by Damstra on or about the same time as this presentation. This presentation should also be read in conjunction with Damstra's other periodic and continuous disclosure announcements.

While care has been taken in preparing the information in this presentation, to the maximum extent permitted by law, no representation or warranty, express or implied, is made nor any duty undertaken in favour of any person as to the currency, accuracy, reliability, completeness or fairness of the information, opinions and conclusions contained in this presentation. To the maximum extent permitted by law, no member of the Damstra Group nor any of their respective directors, officers, employees, affiliates, partners, consultants, agents, representatives or advisers (each a Damstra Party and together, the Damstra Parties) guarantees or makes any representations or warranties, express or implied, as to or takes responsibility for, the currency, accuracy, reliability, completeness or fairness of this presentation nor the information, opinions and conclusions contained in this presentation. The Damstra Parties do not represent or warrant that this presentation is necessarily complete or that it contains all material information about the Damstra Group which a current or prospective investor may require in evaluating a current or possible investment in Damstra. To the maximum extent permitted by law, each Damstra Party expressly disclaims any and all liability (whether direct, indirect, consequential or contingent), including, without limitation, any liability arising out of fault or negligence on the part of any person, for any loss, expenses, damages or costs arising from the use of information contained in this presentation or for omissions from this presentation including, without limitation, any financial information, any estimates or projections and any other financial information derived therefrom. Whilst the Damstra Group has prepared this presentation in good faith, the information appearing in this presentation has not been independently verified or audited and may be subject to change, including via further market updates. Anyone proposing to use such information should independently verify and check the accuracy, completeness, reliability and suitability of the information and should obtain their own independent and specific advice from appropriate professionals or experts.

None of the Damstra Parties act for, or are responsible as a fiduciary to, you or any other person. Any fiduciary relationship is expressly disclaimed.

This presentation contains certain forward-looking statements. Forward-looking statements can generally be identified by the use of forward-looking words such as "anticipate", "believe", "expect", "project", "forecast", "estimate", "outlook", "upside", "likely", "intend", "should", "could", "may", "target", "plan" and other similar expressions. Forward-looking statements include statements about Damstra's expectations regarding the performance of the Damstra Group's business and its plans, strategies, prospects and outlook. Indications of, and guidance on, future earnings and financial position and performance are also forward-looking statements, as may be any other statements that are not based on historical or current facts. Forward-looking statements are often based on: (1) assumptions regarding the Damstra Group's financial position, business strategies, plans and objectives of management for future operations and development and the environment in which the Damstra Group will operate; and (2) current views, expectations and beliefs as at the date they are expressed, and which are subject to various risks and uncertainties.

None of Damstra, or any other Damstra Party, makes any representation or warranty as to the accuracy of any forward looking statements contained in this presentation. Such statements speak only as of the date hereof. Except to the extent required by law, none of the Damstra Parties has any obligation to update or revise any such statements to reflect any change in events, conditions or circumstances on which any such statement is based. Such forward-looking statements are not guarantees of future performance and involve known and unknown risks, uncertainties and other factors, many of which are beyond the control of the Damstra Parties, which may cause actual results to differ materially from those expressed or implied in such statements. For example, the factors that are likely to affect the results of the Damstra Group include (but are not limited to) general economic conditions in Australia and globally, exchange rates, competition in the markets in which the Damstra Group does and will operate; weather and climate conditions; and the inherent regulatory risks in the businesses of the Damstra Group.

There can be no assurance that actual outcomes will not differ materially from the forward-looking statements. As such, readers are cautioned not to place undue reliance on these statements. Any statements as to past performance do not represent, and are not an indication of, future performance and no representation or warranty is made by any person as to the likelihood of achievement or reasonableness of any forward looking statements, forecast financial information or other forecast. Nothing contained in this presentation is, or shall be relied upon as, a promise, representation, warranty or guarantee, whether as to the past, present or future. In addition, the Damstra Parties have not independently verified, and cannot give any assurance as to, the accuracy and completeness of any market and industry data or other information contained in this presentation that has been extracted or derived from third party sources. Accordingly, the accuracy and completeness of such information is not guaranteed and it is merely included in this presentation for what it is worth and without endorsement by the Damstra Parties.

This presentation is not, and does not constitute, an offer to sell, or the solicitation of an offer to buy, invitation or recommendation to purchase any securities or other investment products in any jurisdiction, and neither this presentation nor any of the information contained herein, shall form the basis of any contract or commitment.

All financial amounts contained in this presentation are expressed in Australian dollars (unless otherwise stated). Any discrepancies between totals and sums of components in tables, figures and body content contained in this presentation are due to rounding. Tables, figures and body content contained in this presentation have not been amended by Damstra to correct immaterial summation differences that may arise from this rounding convention.

Damstra's results are reported under IFRS. This presentation may nevertheless include non-IFRS information and other measures such as ratios. These other measures are used internally by management to assess the performance of the business. Non-IFRS and other measures should not be considered as an indication of, or as an alternative to, an IFRS measure and accordingly you are cautioned not to place undue emphasis on any such information or measures.

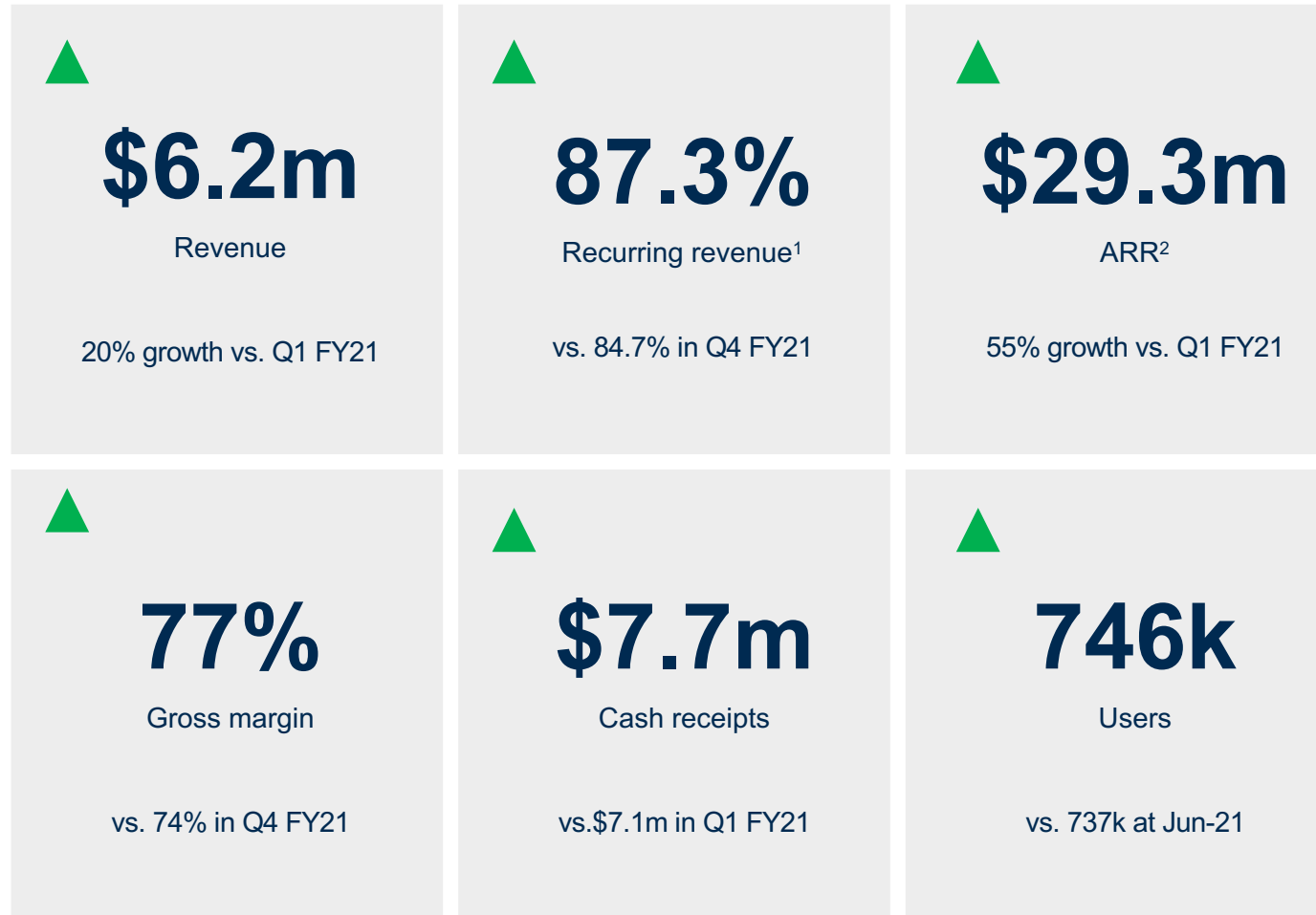
This presentation may contain trade marks and trade names of third parties, which are the property of their respective owners. Third party trademarks and trade names used in this presentation belong to the relevant owners and use is not intended to represent sponsorship, approval or association by or with any of the Damstra Parties.

This presentation is made available to you on the condition that by receiving, viewing, downloading or otherwise accessing or utilising this presentation, you confirm that you understand and agree to the contents of this important notice and that you are a person to whom this presentation may lawfully be made available in accordance with laws applicable to you, including those of the jurisdiction in which you are located.

RESULTS OVERVIEW

1

Key financial and operating metrics in Q1 FY22

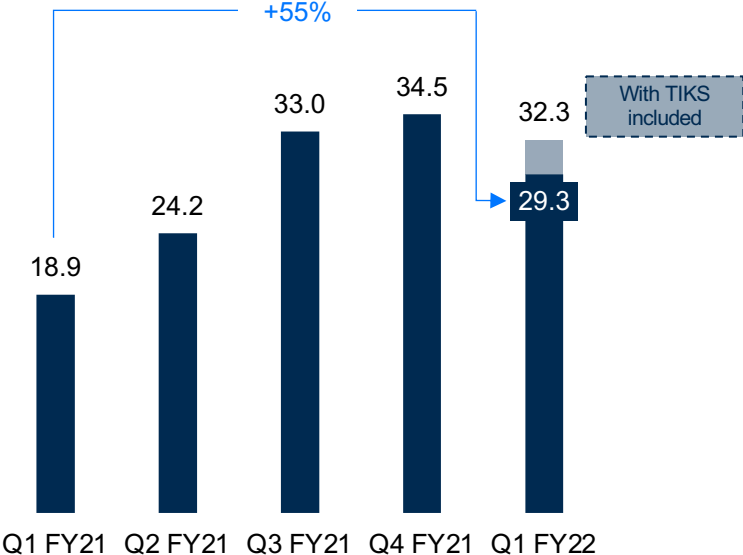


1. Based on a review of revenue sources that recur annually
2. Annual Recurring Revenue. Recurring portion of exit month revenue on an annualised basis

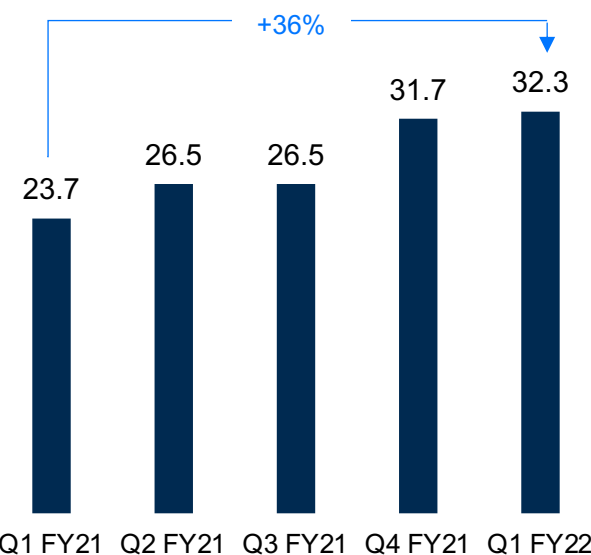
Q1 FY22 saw a continuation of growth across key metrics

ersonal use only

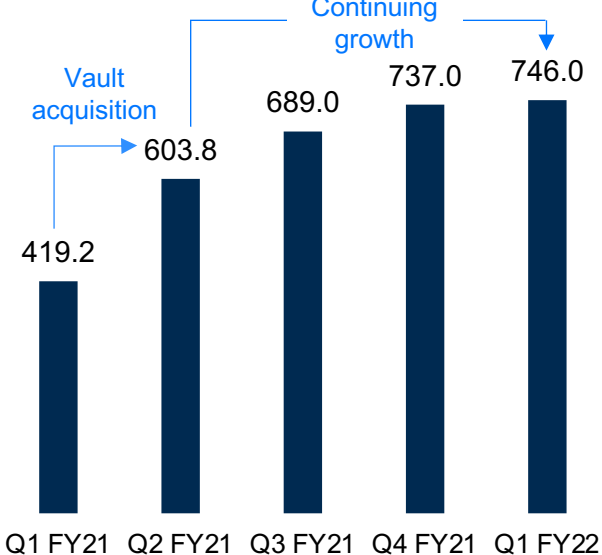
Increased ARR vs PCP (\$m)



Increasing cash receipts (LTM \$m)



Continuing growth in users (thousands)



Q1 FY22 achievements

ersonal use only

| Growth | Products & technology | Corporate | Strategic |
|---|---|--|---|
| <p>Overview</p> <ul style="list-style-type: none"> Passed 95,000 users in the construction industry Construction vertical, which includes three core clients, generated ~\$1m of revenue in Q1 - 74% growth on a PCP basis NBN – new contract is in operation and is performing well ahead of plan Growth achieved in the quarter negatively impacted by Newmont de-scoping <p>Major Contracts</p> <ul style="list-style-type: none"> John Holland 5-year contract Trial with a new global mining client complete | <p>Enterprise Protection Platform (EPP)</p> <ul style="list-style-type: none"> Strategic pivot to our EPP – product lexicon continues to simplify and evolve <p>Product momentum</p> <ul style="list-style-type: none"> Paperless form users now exceed 15,000, reflecting rapid growth of 50% on a PCP basis <p>New products</p> <ul style="list-style-type: none"> COVID record management Satellite now in pilot Numerous new products are in UAT with key clients that can be commercialized: <ul style="list-style-type: none"> Return to work Skills matrix Data lake | <p>COVID impact</p> <ul style="list-style-type: none"> Estimated revenue impact of \$0.5m. Reflected in project delays and lower user numbers in the workforce module <p>Corporate</p> <ul style="list-style-type: none"> SOC2 reviewed ISO re-certified AWS Partner accreditation | <p>TIKS acquisition</p> <ul style="list-style-type: none"> ~70 clients FY21 revenue \$4.1m <p>Organisational impact</p> <ul style="list-style-type: none"> CEO and Founder Sam Marciano becomes Chief Commercial Officer of Damstra He has taken the majority of his consideration in Damstra stock at an issue price of \$1 Increases our R&D bench strength <p>Operational impact</p> <ul style="list-style-type: none"> More advanced permit to work functionality Expands our international footprint Strong in facilities management vertical Deep partner integration opportunities |

PRODUCT & BUSINESS UPDATE

2

Our product lexicon continues to evolve

Simplifying our product names to increase client understanding and engagement

Investment Protection:



Prepared People






Safe Workplaces



Connected Assets



Accessible Information

| | Name | Current name | Also known as | Description |
|---|--------------------------------|-----------------------------------|---|--|
|  | Enterprise Protection Platform | Enterprise Protection Platform | EPP | Designed to automate security, health and safety, training, and contractor management across all operations, while retaining and optimizing user's existing software investments |
|  | Workforce Management | Damstra Workforce Management | TWMS | Contractor portal, worker & supplier registration, documentation verification, time & attendance, inductions |
|  | eLearning | Damstra Learning | Learning Management | 360 virtual reality, training needs analysis, course development, inductions |
|  | Solo | Damstra Solo | Connected Worker, Lone Worker, Solo Drive, Solo Satellite | Wearables, crisis management, biometrics, fall detection, check-ins, alerts, duress & panic alarms, Solo mobile, beacons and geofencing |
|  | Solo Drive | Solo Drive | | Collision detection, driver behaviour monitoring – sold separately from Solo |
|  | Access Control | Damstra Access Control | | Terminals, thermal cameras, alcohol & drug testing, badge reader & printing, turnstiles, gates & doors, visitor management, evacuation & muster |
|  | Digital Forms | Damstra Forms | HSE Management | Safety audits, incident & hazard management, SWMS & RAMS, pre-starts and toolbox talks |
|  | Safety | Damstra Safety | | Governance, risk, compliance, claims, mobility |
|  | Predictive Safety Analytics | Damstra Predictive Analytics | | Artificial intelligence solution that uses data analytics to drive the identification and visualisation of risks associated with people, workplaces, assets and information |
|  | Insights | Damstra Insights (white labelled) | | In-vehicle connectivity, reporting, BI |
|  | Asset Management | Damstra Asset Management | | Track assets, plant service/maintenance and equipment calibration schedules |
|  | Intelligent Workflows | Damstra Intelligent Workflows | | Digital forms, training according to title, creates workflows, part of EPP |

ersonal use only

Growth Strategy

Core strategy unchanged, evolving with the acquisition of TIKS Solutions

Updates



Geography

North America

Key growth pillar, continue to scale up the North American business

UK

Build out the UK business

Users

Continue to build user numbers, via product cross sell and increased client penetration



Vertical & Channel

New verticals

Facilities management and rail

Smaller clients

Increase product uptake

Partners

Deepen and expand partnerships



Product

Workflows

Increase roll-out of paperless forms/workflows across major clients

Data analytics

New frontier with our clients

EPP

Continue to build out our EPP proposition. **Integrate TIKS and add new functionality**

ersonal use only

TIKS ACQUISITION

3

Completed 15 October 2021

Transaction details

- TIKS Solutions (TIKS) are a Sydney-based SaaS business, operating in the workforce management industry since 2011
- Total consideration of \$18m, comprising:
 - \$2.5m cash payment on completion
 - \$12.0m in fully paid ordinary shares issued¹ on completion
 - \$3.5m cash payment, payment deferred for 12 months
- An additional \$7m comprised of issued² shares is payable to the Vendors if certain performance targets are achieved in the 12 months following completion.

Key metrics

\$4.1m

FY21 Revenue

\$4.4x

Revenue multiple

~20

Employees

~70

Clients

Key Vendors



S&A Marciano Pty Ltd

- Related party of Sam Marciano, CEO and Founder of TIKS
- Sam has 18 years of experience in software, business development and specializing in SaaS-based products
- 68% TIKS shareholder, has agreed to a 24-month voluntary escrow of his issued shares
- Sam will join the Damstra Executive team in the role of Chief Commercial Officer

HB Technology Pty Ltd

- Trade as Hunter Bay Partners, a direct investment and advisory firm based in New South Wales
- Invested in TIKS since 2018
- 29% TIKS shareholder, have agreed to a 12-month voluntary escrow of their issued shares



1. Issued at a deemed price of \$1 per share
2. Based on the 7-day VWAP immediately prior to the Share issue

Complementary product

Similar offering to Damstra's product suite, with key offerings in workforce management and access control. Adds new functionality also in areas such as permit-to-work, mobile applications and deeper partner integration.

Industry alignment

Serves similar end industries, which include mining, construction and utilities. Also brings exposure to new verticals in rail, aviation and facilities management.

Clients include BGIS, Teck Resources, Cushman & Wakefield and Honeywell.

Market leadership

Combination of two like-minded and reputed workforce management solution providers in Australia. Similar visions to grow internationally in key markets such as North America.

Strong team

Strong team of developers. Will bolster our product development and innovation capability. New South Wales office location brings operational synergies.

Cultural fit

Similar businesses, product focus and growth vision, with shared values of collaboration, innovation and client support.

Financial impact

Acquired at an attractive revenue multiple of 4.4x. \$4.1m FY21 revenue brings additional scale. Before synergies, the business is operating cash flow positive, which will lead to immediate value creation.

Complementary product suite

ersonal use only

Workforce

- Company mobilisation
- Employee mobilisation
- Verification
- Time and attendance
- RFID solution
- Mobile login & logout
- Tracing of workers
- Deep integration with digital forms
- Lone worker solution (Solo)
- Deep group management & alerts
- Permit-to-work
- Worker scheduling
- Partner integration

Learning

- Learning management
- Course editor
- Deep integration with Workforce
- Expanded course library
- Skills matrix & training needs analysis

Access

- Fixed and mobile access terminals
- Drug & alcohol testing
- Visitor management
- Evacuation management
- Facial recognition
- Temperature detection
- Covid-19 event solution

Safety

- Prestart and toolbox talks
- Digital forms and flows
- Template form and flow building
- Damstra Safety
- Satellite
- Wearables: Apple Watch & Omate

Assets

- Plant management
- Equipment management
- Equipment calibration
- RFID solution
- Asset management and maintenance
- Deep integration with digital forms
- Workspace booking management

Predictive

- Reports
- BI tools
- Predictive analytics

Product addition key:

- Complementary
- New

ersonal use only

THANK YOU