



TWENTY SEVEN CO. LIMITED

AGM Presentation – November 2021

TWENTY
SEVEN Co.

TSC

ASX: TSC

Corporate Disclaimer

This presentation has been prepared by Twenty Seven Co. Limited (Twenty Seven Co.). This document contains background information about Twenty Seven Co.'s current situation at the date of this presentation. The presentation is in summary form and does not purport to be all inclusive or complete. Recipients should conduct their own investigations and perform their own analysis in order to satisfy themselves as to the accuracy and completeness of the information, statements and opinions contained in this presentation. This presentation is for information purposes only. Neither this presentation nor the information contained in it constitutes an offer, invitation, solicitation or recommendation in relation to the purchase or sales of shares or other securities in any jurisdiction. This presentation is not a prospectus, product disclosure statement or other offering document under Australian law (and will not be lodged with the Australian Securities and Investments Commission (ASIC)) or any other law.

This presentation does not constitute investment or financial product advice (nor tax, accounting or legal advice) and has been prepared without taking into account the recipient's investment objectives, financial circumstances or particular needs and the opinions and recommendations in this presentation are not intended to represent recommendations of particular investments to particular persons. Recipients should seek professional advice when deciding if an investment is appropriate. All securities involve risks which include (among others) the risk of adverse or unanticipated market, financial or political developments.

To the fullest extent permitted by law, Twenty Seven Co., its officers, employees, agents and advisors do not make any representation or warranty, express or implied, as to the currency, accuracy, reliability or completeness of any information, statements, opinions, estimates, forecasts or other representations contained in this presentation. No responsibility for any errors or omissions from this presentation arising out of negligence or otherwise are accepted.

This presentation may include forward-looking statements. Forward-looking statements are only predictions and are subject to risks, uncertainties and assumptions which are outside the control of Twenty Seven Co. Actual values, results or events may be materially different to those expressed or implied in this presentation. Given these uncertainties, recipients are cautioned not to place reliance on forward looking statements.

Any forward-looking statements in this presentation speak only at the date of issue of this presentation. Subject to any continuing obligations under applicable law, Twenty Seven Co. does not undertake any obligation to update or revise any information or any of the forward-looking statements in this presentation or any changes in events, conditions, or circumstances on which any such forward looking statement is based.

Forward Looking Statements

Certain information in this document refers to the intentions of Twenty Seven Co., but these are not intended to be forecasts, forward looking statements or statements about future matters for the purposes of the Corporations Act or any other applicable law. The occurrence of events in the future are subject to risks, uncertainties and other factors that may cause Twenty Seven Co. Ltd's actual results, performance or achievements to differ from those referred to in this announcement. Accordingly, Twenty Seven Co., its directors, officers, employees and agents do not give any assurance or guarantee that the occurrence of the events referred to in this announcement will actually occur as contemplated.

Competent Person Statement

The information in this report relates to historical mineral exploration results and is based on work reviewed and compiled by Mr. Stephen F Pearson, a Competent Person and Member of the Australasian Institute of Mining and Metallurgy and the Australian Institute of Geoscientists. Mr. Pearson is a beneficiary of a trust which is shareholder of TSC. Mr. Pearson is a Senior Geologist for GEKO-Co Pty Ltd and contracted to the Company as Exploration Manager and has sufficient experience relevant to the style of mineralisation and type of deposit under consideration and to the activity that he is undertaking to qualify as a Competent Person as defined in the 2012 Edition of the 'Australasian Code for Reporting of Exploration Results, Mineral Resources and Ore Reserves'. Mr. Pearson consents to the inclusion in this report of the information in the form and context in which it appears.

The Australian Securities Exchange has not reviewed and does not accept responsibility for the accuracy or adequacy of this release.

Project Overview

WA GOLD & SILVER PORFOLIO

- Three projects – Mt Dimer, Rover and Yarbu – covering more than 784km²
- Rover and Yarbu remain significantly underexplored – with several high priority targets ready to be tested
- Recently delivered maiden JORC compliant Resource for Mt Dimer Gold and Silver Project

NSW IOCG & BASE METAL TARGETS

- Portfolio covers 753km² - TSC has one of the largest license holdings in the northern Broken Hill area
- Three project areas – Midas, Perseus and Trident
- Multiple drill-ready targets prospective for IOCG and Cu-Au mineralisation set to be tested this calendar year
- TSC is re-launching its focus on NSW portfolio to follow-up extensive groundwork already completed by the company



Corporate Snapshot

2,661m

Issued capital
ASX code: TSC

13.3m

Market Cap
@ 0.05 (18 Nov)

293m

Listed Options
ASX:TSCOA
@ 0.001 Exp. Oct 23

283m

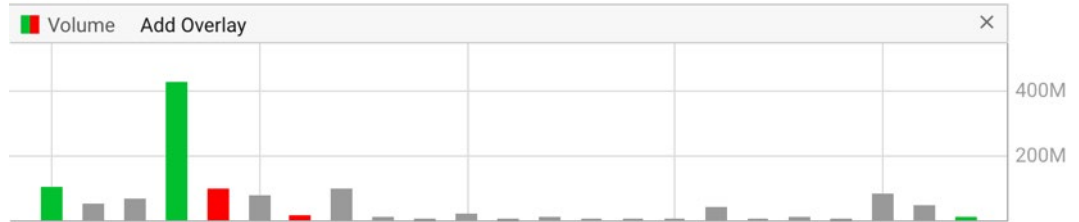
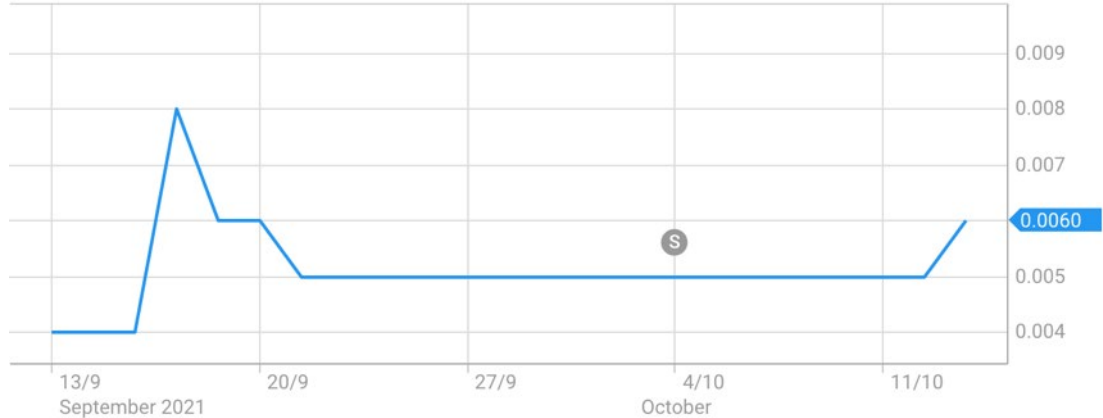
Unlisted Options
@0.0017 – 0.0035
Exp. Jun 22 - Jan 24

2.745m

Cash
At 30 Sept 2021

280m

Performance Rights



52 week range : 0.004 – 0.180 | Average Volume 2,538,902

Strong Management & Experienced Board



Rohan Dalziell
Non-executive Chairman

A Wealth Adviser and Representative of Canaccord Genuity in Perth. Prior to joining Canaccord in 2017, Mr Dalziell spent 24 years in Hong Kong working for global investment banks as an investment analyst, Head of Research and in various senior management positions.



Mark Burchnall
Non-executive Director

A corporate lawyer with over 20 years' experience in the mining and natural resources industry. He is currently a Director of Perth boutique law firm Murcia Pestell Hillard and previously worked for a number of top-tier Australian law firms including Allens and Clayton Utz.



Tim Armstrong
Non-executive Director

Tim was instrumental in building Stocks Digitals financial public relations business in the UK building relationships with London corporates, brokers and key advisors. A former professional cricketer that has played in many successful teams including NSW, WA and Australia.



Simon Phillips
Chief Executive Officer

With 25 years financial services sector, Simon has an excellent knowledge of capital markets and understands the importance of creating value for stakeholders. He is an experienced leader who took the lead overseeing significant fund allocations to emerging gold explorers and producers.



Amy Fink
Chief Financial Officer

An experienced Chartered Accountant, with a professional career that spans 18 years across Ernst & Young publicly listed companies, predominantly in the mining exploration sector, large private companies and 'Not for Profits'. She has worked extensively in Australia and the United Kingdom.



Dale Hanna
Company Secretary

Highly qualified CFO & CoSec with 20 years experience working at many listed-ASX groups primarily involved in the mining and natural resources sectors. Currently hold memberships at the Institute of Chartered Accountants and Governance Institute of Australia

Investment Highlights & Near-Term Catalysts

- ✓ Diverse asset base with scale potential in first class jurisdictions of WA and NSW
- ✓ Focused on Gold, Silver, Base Metals and critical metal discoveries
- ✓ Experienced management team with track record of success
- ✓ 2,000m RC drilling program at Rover Gold Project in WA scheduled for December 2021
- ✓ Drilling at high-priority NSW IOCG targets in Q1 2022
- ✓ Aggressive exploration activity planned, with funds going into the ground

Internal use only

WA GOLD & SILVER PORTFOLIO

High Quality Exploration Assets



Advanced WA Gold Portfolio

Mt Dimer Gold and Silver Project – mining lease & exploration licence:

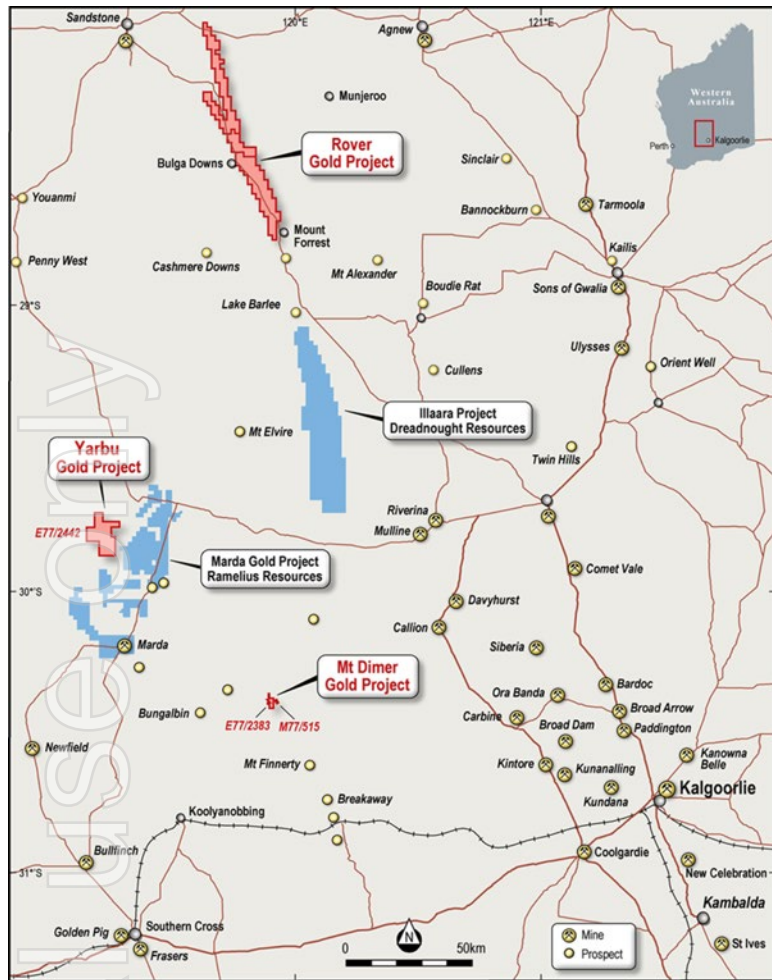
- Total Maiden JORC MRE includes **722kt @ 2.10 g/t Au for 48,545 Ounces of gold** and **3.84 g/t Ag for 89,011 Ounces of silver**¹
- Advanced project with historical gold production of **77,000t @ 3.44g/t Au for 8,500oz**² in the mid-1990s to a depth of ~50m only
- Soil sampling completed early this year over the adjacent exploration license shows that the area contains gold anomalies

Rover Gold Project

- High-grade, sizeable gold-in-soil anomalies 10km north along strike from the Harmonic and Creasy 1 known gold discoveries⁵
- Current drill campaign in December is to test below and along strike of the Harmonic and Creasy 1 Prospects as well as test recent **gold-in-soil results where a 1.15g/t Au (1150ppb)** sample was returned⁶

Yarbu Gold Project

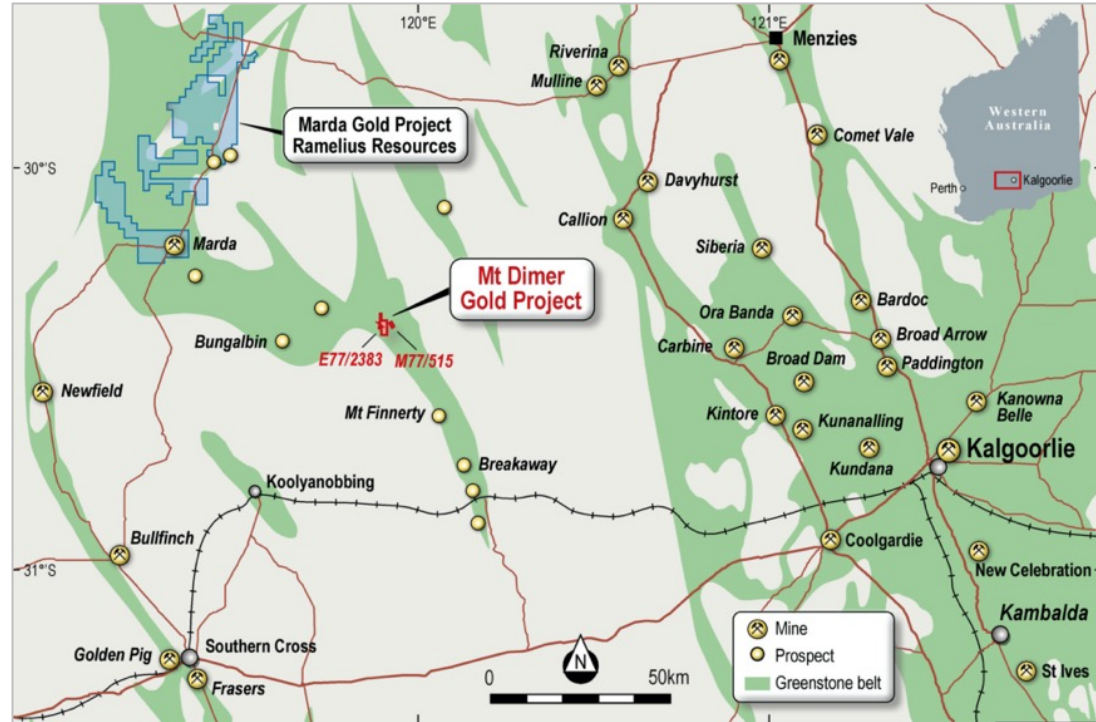
- Proximal to Ramelius Resources' (ASX: RMS) Marda Project (280koz Au JORC Resource)³
- Sampling campaign completed over Yarbu fault zones and fold hinges in June confirmed broad zones of surface gold anomalism, recording up to **164ppb gold**⁸



Mt Dimer Gold & Silver Project – Maiden JORC Resource

Comprises a mining lease and exploration license located approximately 125km NE of Southern Cross.

- Current JORC Compliant Resource of **722kt @ 2.10 g/t Au for 48,545 Ounces of gold** and **3.84 g/t Ag for 89,011 Ounces of silver**¹
- Mt Dimer mining lease hosts an open-pit mine which produced around **77,000t @ 3.44g/t Au for 8,500oz in the mid-1990s to a 50m depth** (not JORC compliant)
- No significant production or exploration work has been completed since 1996 and four drill-holes from 2017 indicate that significant gold mineralisation exists under the open pit
- Significant historical economic intercepts from earlier exploration programs include:
 - 22m @ 4.98g/t Au from 37m (DRC_023) including 10m @ 7.55g/t from 44m
 - 19m @ 3.42g/t Au from 76m (DRC_031) including 4m @ 12.95g/t from 76m
 - 8m @ 4.71g/t Au from 72m (DRC_063)
 - 7m @ 3.72g/t Au from 35m (DRC_036)
 - 7m @ 3.95g/t Au from 84m (DRC_044)
 - 6m @ 13.11g/t Au from 99m (DRC_062)
 - 5m @ 5.23g/t Au from 33m (DRC_048)
 - 7m @ 4.25g/t Au from 91m (DRC_009) including 1m @ 15.3g/t from 93m
 - 3m @ 2.25g/t Au from 166m (17MDRC004)
 - 2m @ 4.58g/t Au from 81m (DRC_067)

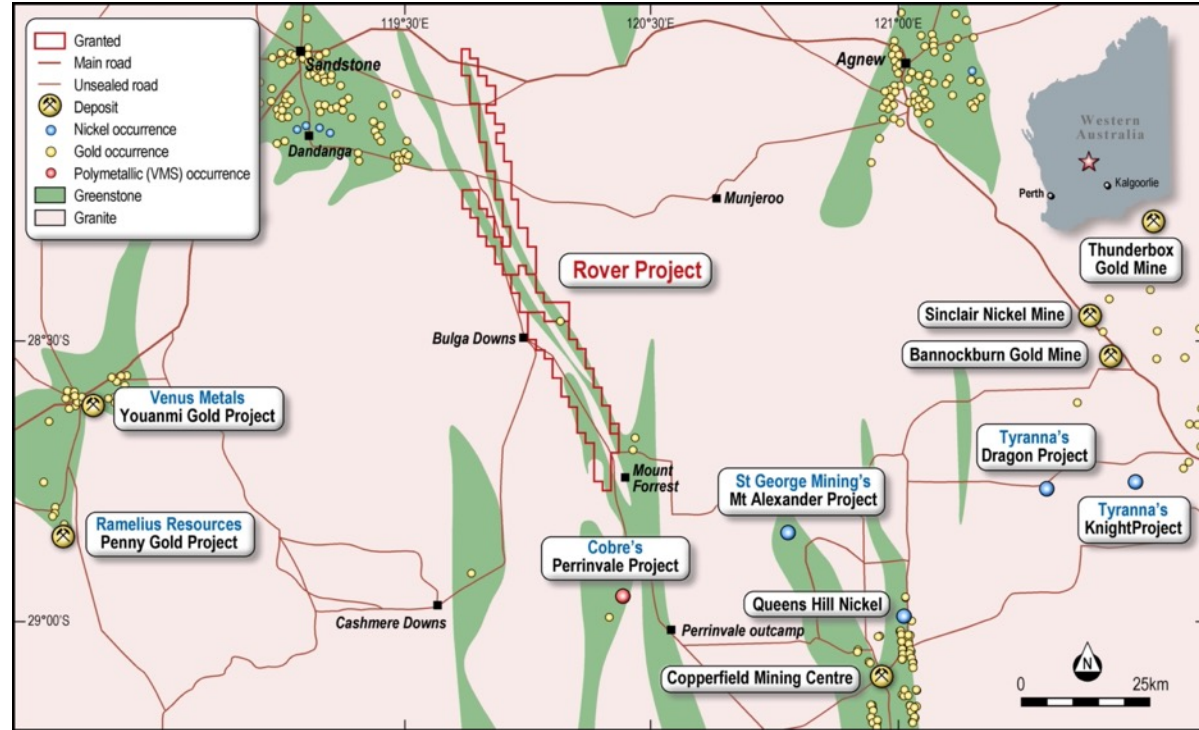


Mt Dimer Project is located around 125km north-east of Southern Cross, comprising a mining lease and adjacent exploration license.

Rover Gold Project – Proven Gold Mining Region

Large 460sqkm² tenure package covering two linear Archean Greenstones, with a combined length of around 160km

- Over 92km strike length of greenstones over the Maynard Hills and Cook Well Greenstone Belts
- Significant gold system from surface discovered at Harmonic and Creasy 1 Gold Prospects by RC drilling program completed in 2020.
- ~31-hole RC drilling program to commence in December to test highly prospective Blue Hills, Four Corners, Harmonic and Creasy 1 Prospects

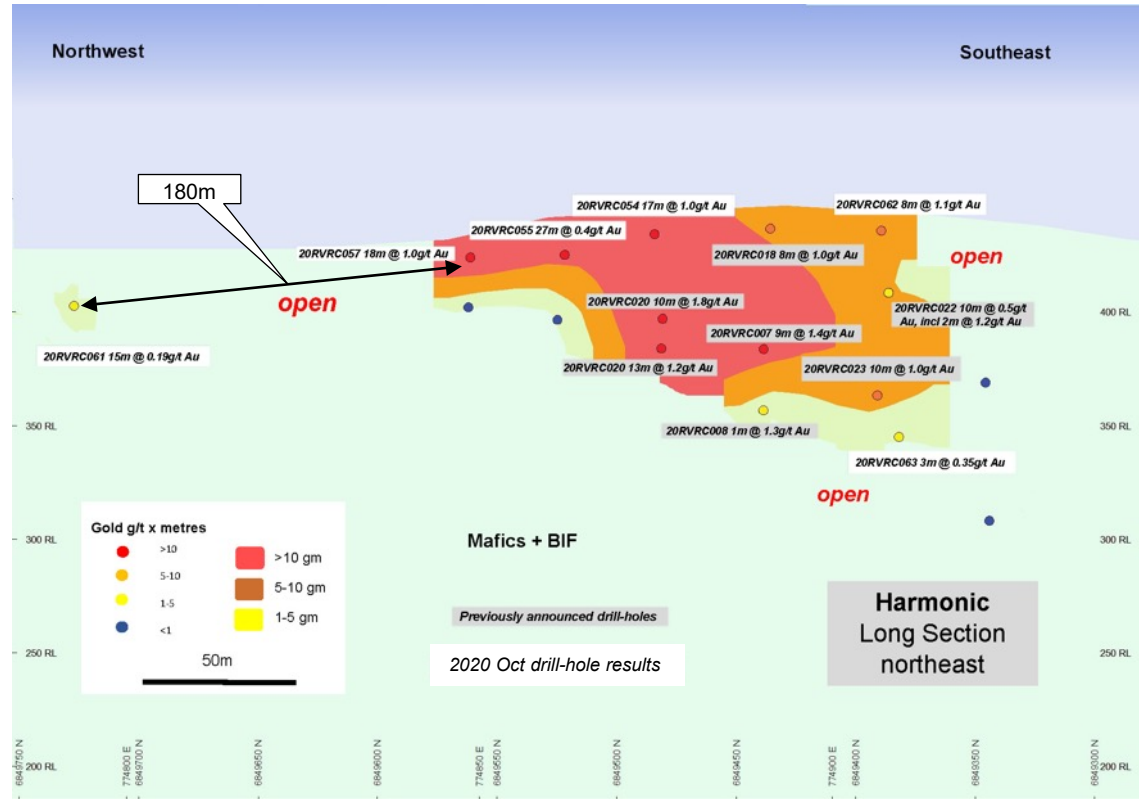


Rover Project is located near Sandstone in a base metals and gold mineral rich area associated with Archean Greenstone Belts

Rover Gold Project – Unlocking a Significant Gold System

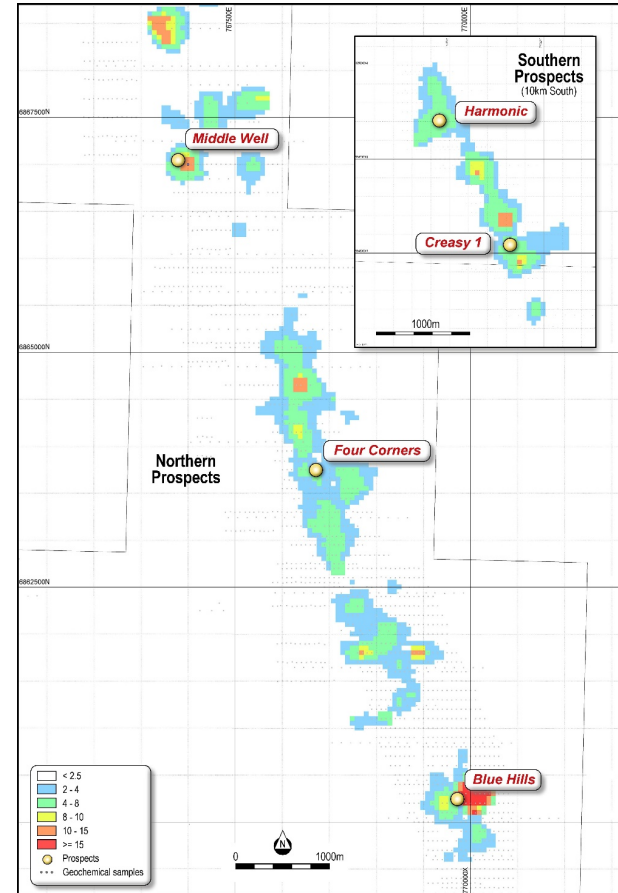
Significant gold system from surface discovered at Harmonic and Creasy 1 Gold Prospects, with previous intersections including²

- 10m @ 1.84g/t Au from 44m incl 1m @ 9.17g/t Au from 46m (20RVRC020)
- 13m @ 1.20g/t Au from 58m (20RVRC020) incl 1m @ 11.80g/t Au from 59m
- 15m @ 1.00g/t Au from 6m incl 3m @ 4.39g/t Au in (20RVRC057)
- 17m @ 0.98g/t Au from 0m incl 1m @ 3.74g/t Au from 1m in (20RVRC054)
- 14m @ 0.93g/t Au from 19m incl 2m @ 3.33g/t Au and 21.20g/t Ag from 26m in (19RVRC008)
- 10m @ 1.00g/t Au from 71m and 4m @ 1.48g/t Au from 75m in (20RVRC023)

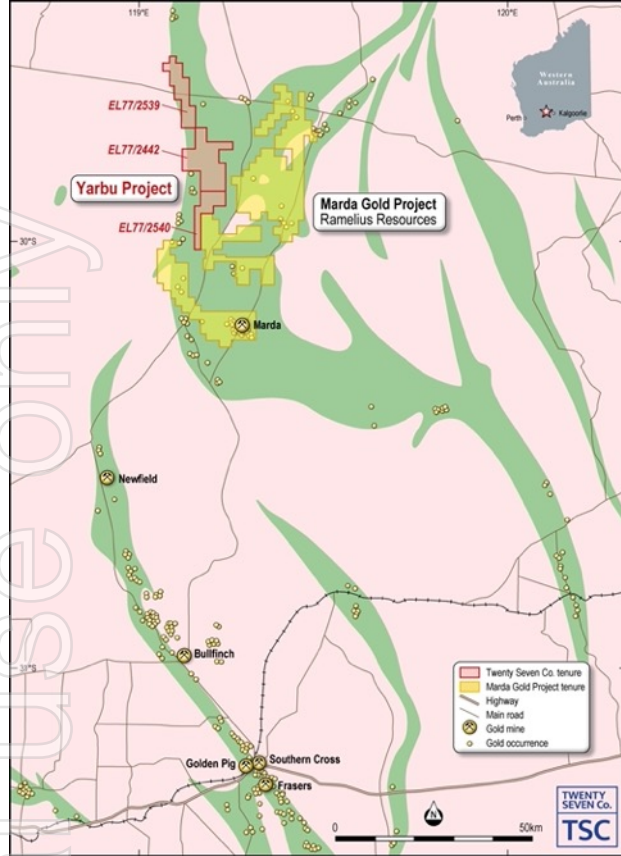


Rover Gold Project – New Targets

- Three main anomalies have been identified, each coincidental with greenstones of the Maynard Hills Greenstone Belt. From south to north the three new targets include:
 - **Blue Hills** – 1 coherent 1.2km long gold anomaly supported by associated As and Cu pathfinder metals. Blue Hills includes one sample which assayed a remarkable **1150ppb Au (1.15g/t Au)**, with peak pathfinder metal values of 122ppm As and 85ppm Cu.
 - **Four Corners** – a very extensive and unbroken 4.7km long anomaly peaking at **60.5ppb Au** and with numerous samples assaying over **10ppb Au**. Associated pathfinder metals include As to **182ppb** and Cu to **105ppm**.
 - **Middle Well** – a cluster of four anomalies extending over 1.2km of strike with the individual features having peak values of **42.9ppb Au**, **32ppb Au**, **11ppb Au** and **11ppb Au** respectively.
- Complementary to plans for the Creasy 1 & Harmonic Gold Prospects, TSC's geology team is undertaking detailed follow-up work on the three new anomalies and inaugural drilling campaigns



Yarbu Gold Project – Premier Exploration Address



Located on the Marda Greenstone Belt covering approximately 223km² in an area highly prospective for Archean gold deposits

- Proximal to RMS's Marda Gold Project, where RMS has defined at **280koz Au** JORC compliant Resource
- The Andromeda Gold Prospect, ~500m from Yarbu's boundary, has significant historical intercepts: **16m @ 3.09g/t Au from 88m including 10m @ 4.44g/t Au from 90m (ADRC002)⁹**
- Results of up to **164 ppb gold** were received from the program amongst a background level of **10-15 ppb gold**
- Sampling confirmed **several anomalous zones >20 ppb gold with up to 60 ppb gold in addition to the 164 ppb gold anomaly**
- Auger campaign in June identified several wide spaced anomalies across the Yarbu Project area, including:
- **Area 1** appears to show a gold-in-soil response that is ~2,000 x 1,000m in dimension and appears to have associated zinc and molybdenum;
- **Areas 2 and 3** area adjacent to the Clampton North Prospect, which was identified by Polaris Metals in the early 2000's.

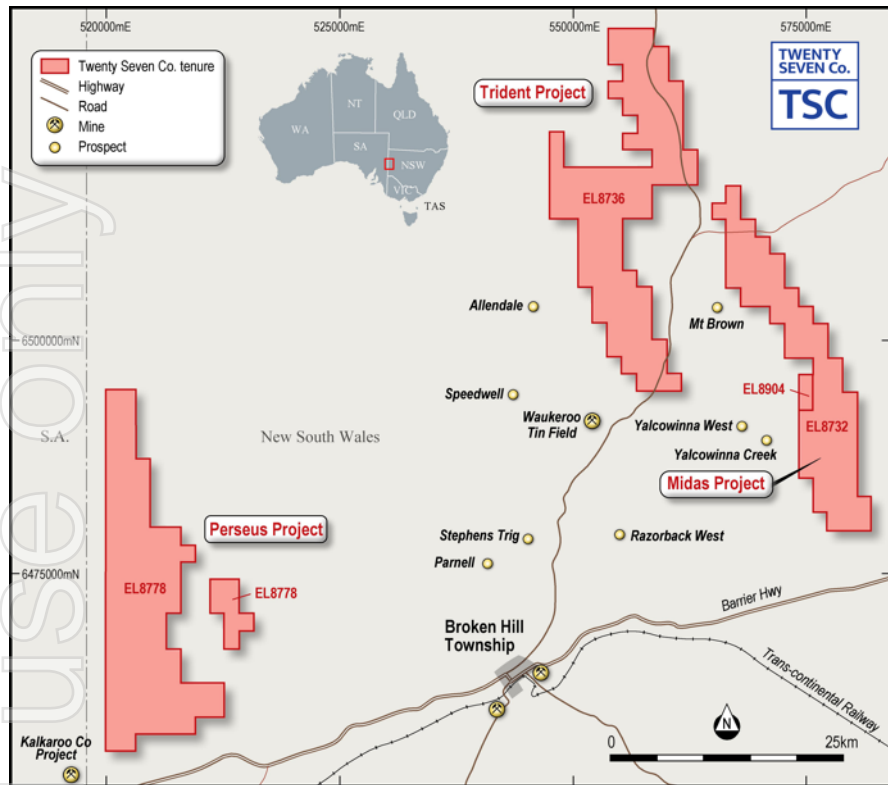
all use only

NSW ADVANCED IOCG & BASE METAL TARGETS

Multiple Drill-Ready Targets



NSW Portfolio – Multiple Drill-Ready IOCG Targets



Covering 753km², TSC has one of the largest license holdings in the northern Broken Hill area

Midas Project

- Prospective for Iron-Oxide-Copper-Gold (IOCG)
- Several areas of strong Cu-Au anomalism already defined across the Midas Project in soil and rock chip sampling

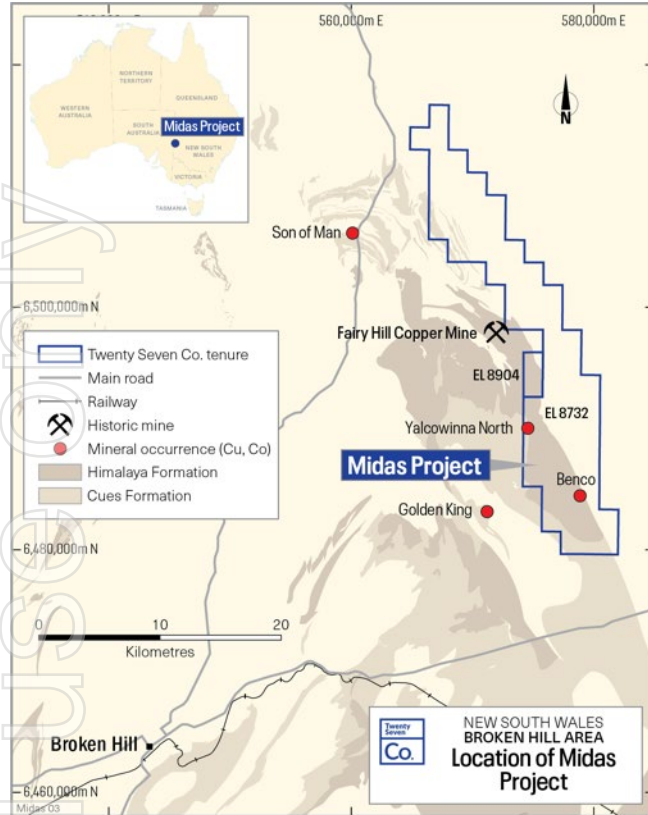
Perseus Project

- Prospective for Iron-Oxide-Copper-Gold (IOCG) and historically has been underexplored.
- 6 high priority Cu-Co-Au targets identified in the prospective Thackaringa Group rocks

Trident Project

- Prospective for Iron-Oxide-Copper-Gold (IOCG), Tin and NYF pegmatites
- Project area includes the Euriowie Tin Field

Midas Cu-Au Project – Drill Ready BENCO Prospect



- Two tenements (EL8904 & EL8732) totaling 186km²
- Targeting the Thackaringa Group which is prospective for IOCG mineralisation
- Several areas of strong Cu-Au anomalism already defined across the Midas Project in soil and rock chip sampling.
- **Benco Cu-Au Prospect** consists of several narrow quartz iron oxide vein sets that have been mapped within a north-east trending corridor ~1.6km long by 300m wide and the IOCG signatures in Area 1
- **Assayed rock chips have returned up to 17.60% Cu, 1.275g/t Au and 2.44% Sn**
- Results from an induced polarization (IP) survey over the Benco prospect successfully defined numerous chargeable zones often coincident with Cu-Au-Co rock-chip anomalies
- Area 1 target appears to have an IOCG elemental fingerprint and has significant size



Iron Oxide rich gossan

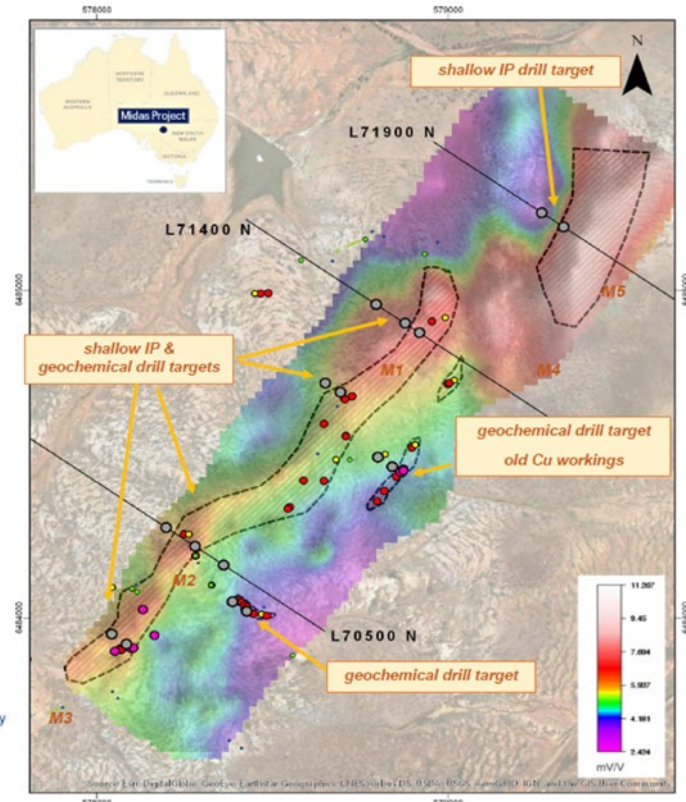


Malachite in outcrop

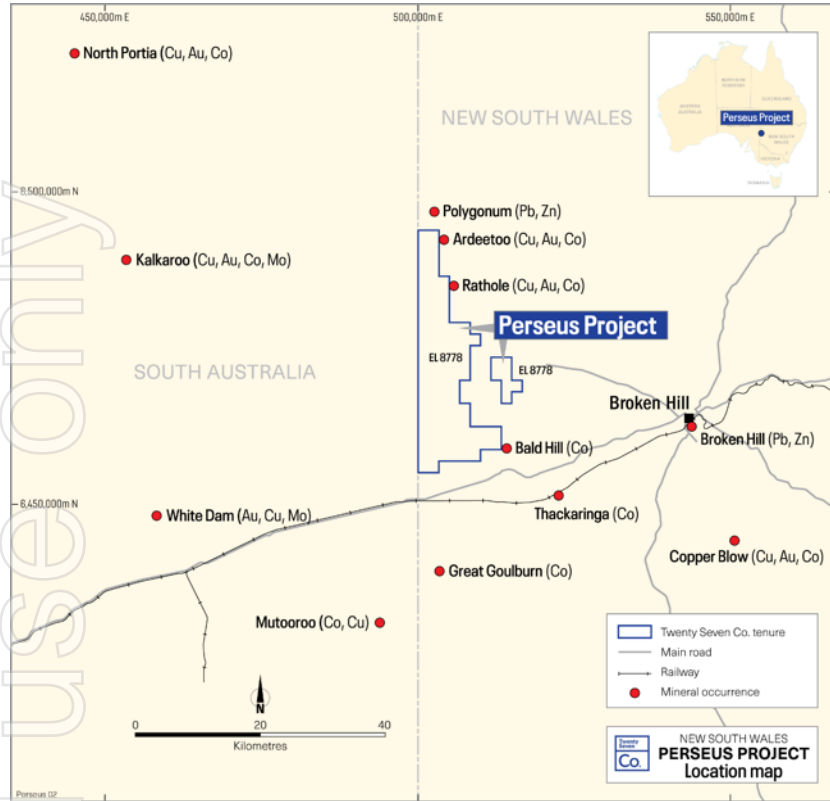
Midas Cu-Au Project – Drill Ready BENCO Prospect



- Drilling is set to test several highly prospective geochemical (analogous to an IOCG fingerprint) and robust shallow IP targets over an extensive NE trending corridor more than 1.6km long
- Large (IP) chargeability anomalies identified coincident with ridge and anomalous Cu-Co geochemistry at Benco
- All three chargeable zones (M1, M2, M5) selected for dipole-dipole IP (DDIP) sections showed compelling targets
- The drill program will also test underneath minor Cu workings that were previously unrecorded and have never been drill tested



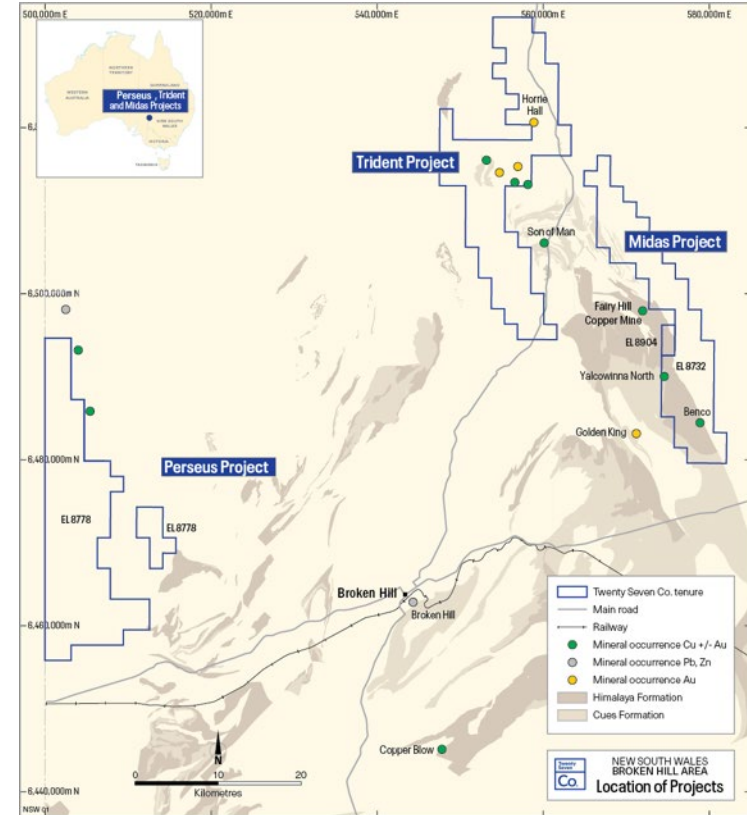
Perseus IOCG Project – Six Priority IOCG Targets



- Located ~40km west of Broken Hill and 15km north of the Thackaringa cobalt project owned by Cobalt Blue (ASX:COB)
- 6 high priority Cu-Co-Au targets identified in the prospective Thackaringa Group rocks
- Large scale project with potential for IOCG mineralisation: ~275km² of tenure with multiple targets
- Kalkaroo, North Portia & Portia IOCG targets are associated with redox boundary in equivalent stratigraphic position at the top of the Thackaringa Group
- Strong potential for higher grades in favourable structural traps such as fold noses, faults and shear zones and favourable lithological traps

Trident Project – IOCG Targets

- Project area includes the Euriowie Tin Field which contains significant NYF (niobium-yttrium- fluorine) pegmatites.
- Historically these fields were mined for their tin content,
- Many tin and NYF occurrences over the tenement
- A total of 152 rock chip samples have been taken from across the Northern portion of the tenement at the recently completed rock chip sampling program, which identified potential lithium, cesium and tantalum with niobium and tin pegmatites
- TSC has also undertaken a review and small sampling program of several historical copper workings around the central and southern portion of the Trident license area



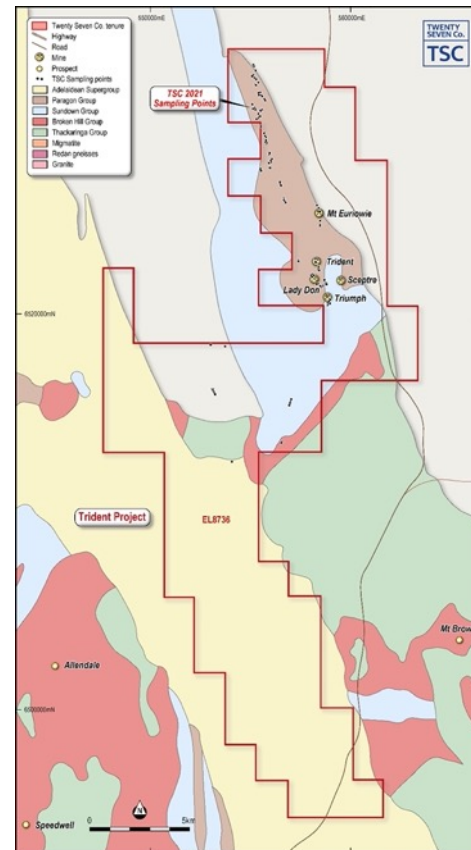
Trident Project – IOCG Targets



Copper rock sample from
556952mE 6515319mN



Queen Victoria mine workings potentially mined for tin
(556487mE and 6526498mN looking south)



Map showing the locations of the recently taken rock chip samples

References

1. TSC ASX Release – 31 May 2021, Maiden JORC Resource Defined at Mt Dimer Gold and Silver Project in WA
2. TSC ASX Release – 25 February 2021, Drilling campaign Mt Dimer concludes & New appointments
3. TSC ASX Release – 11 September 2020, Option & placement for exciting gold projects – one with a mining lease
4. RMS ASX Release – 23 October 2020, Annual Report
5. TSC ASX Release – 10 December 2020, Yarbu Gold Project expansion over prospective Marda-Diemals greenstone belt
6. TSC ASX Release – 12 January 2021, Outstanding gold soil anomalies identified at Rover
7. TSC ASX Release – 24 September 2020, 2020 Annual Report & 29 October 2020, Rover drilling results confirm strong potential at Harmonic
8. TSC ASX Release – 3 June 2021, Auger Drilling Campaign Completed at Yarbu Gold Project in WA
9. Annual WAMEX Report A81969. CLAMPTON PROJECT, E77/1102, E77/1423, E77/1424, P77/3468, P77/3469, COMBINED ANNUAL REPORT FOR THE PERIOD 18 DECEMBER 2007 TO 17 DECEMBER 2008

Contact TSC

TWENTY SEVEN CO. LIMITED

Suite 17, 145 Stirling Hwy

Nedlands WA 6009

Australia

Tel: +61 (0) 8 9385 6911

Email: enquiries@twentysevensco.com.au

www.twentysevensco.com.au