

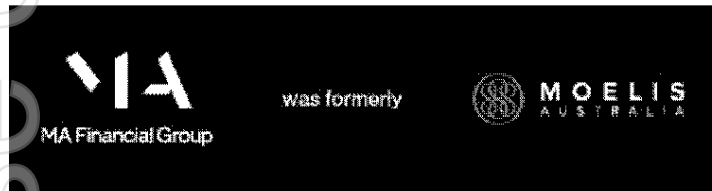
Diana Zhou
Senior Compliance Manager



Level 27 | Governor Phillip Tower | One Farrer Place | Sydney NSW 2000

T: | M: +61 434 198 197

Diana.Zhou@mafinancial.com
www.mafinancial.com | LinkedIn @MAFinancial Group



IMPORTANT INFORMATION, PLEASE READ *** This email and its attachments contain confidential information and may be legally privileged (and neither is waived or lost by mistaken delivery). If you have received this email in error, please notify us immediately and promptly delete it from your system. If you are not the intended recipient, you must not review or disclose the contents of this email or any attachments. Our liability in connection with this email (including due to viruses in any attachments) is limited to the supplying of this email and its attachments. If this email is not in respect of services we are required to provide to you and you wish to stop receiving emails from us, simply reply to this email with 'unsubscribe' in the subject line.

For personal use only

Form 603
Corporations Act 2001
Section 671B

Notice of initial substantial holder

To Company Name/Scheme Bigtincan Holdings Limited (ASX:BTH)

ACN/ARSN 154 944 797

1. Details of substantial holder (1)

Name MA Financial Group Limited (**MAF**) and the entities listed in Annexure A

ACN/ARSN (if applicable) ACN 142 008 428

The holder became a substantial holder on 06/12/2021

2. Details of voting power

The total number of votes attached to all the voting shares in the company or voting interests in the scheme that the substantial holder or an associate (2) had a relevant interest (3) in on the date the substantial holder became a substantial holder are as follows:

Class of securities (4)	Number of securities	Person's votes (5)	Voting power (6)
Ordinary fully paid securities (Ordinary)	27,563,168	27,563,168	5.05%

3. Details of relevant interests

The nature of the relevant interest the substantial holder or an associate had in the following voting securities on the date the substantial holder became a substantial holder are as follows:

Holder of relevant interest	Nature of relevant interest (7)	Class and number of securities
MA Visa Fund Manager Pty Ltd ACN 142 008 482 (MAVFM)	Relevant interest pursuant to section 608(1) as investment manager of MA SIV Public Investment Fund (PIF) due to the power to exercise, or control the exercise of, a right to vote attached to the securities and the power to dispose of, or control the exercise of a power to dispose of the securities	22,840,910 Ordinary
MA Investment Management Pty Ltd ACN 621 552 896 (MAIM)	Relevant interest pursuant to section 608(1) as investment manager of MA Equity Opportunities Fund (EOF) due to the power to exercise, or control the exercise of, a right to vote attached to the securities and the power to dispose of, or control the exercise of a power to dispose of the securities	4,722,258 Ordinary
MA Asset Management Ltd ACN 142 008 535 (MAAM)	Relevant interest pursuant to section 608(1) as trustee of PIF and EOF due to the power to exercise, or control the exercise of, a right to vote attached to the securities and the power to dispose of, or control the exercise of a power to dispose of the securities	27,563,168 Ordinary
MAF	Relevant interest pursuant to section 608(3) due to holding voting power of above 20% in MAAM	27,563,168 Ordinary

4. Details of present registered holders

The persons registered as holders of the securities referred to in paragraph 3 above are as follows:

Holder of relevant interest	Registered holder of securities	Person entitled to be registered as holder (8)	Class and number of securities
MAVFM	J.P. Morgan Nominees Australia Pty Ltd ACN 002 899 961 (JPM)	MAAM	22,840,910 Ordinary
MAIM	JPM	MAAM	4,722,258 Ordinary
MAAM	JPM	MAAM	27,563,168 Ordinary
MAF	JPM	MAAM	27,563,168 Ordinary

5. Consideration

The consideration paid for each relevant interest referred to in paragraph 3 above, and acquired in the four months prior to the day that the substantial holder became a substantial holder is as follows:

Holder of relevant interest	Date of acquisition	Consideration (9)		Class and number of securities
		Cash	Non-cash	
Refer to Annexure B				

6. Associates

The reasons the persons named in paragraph 3 above are associates of the substantial holder are as follows:


Name and ACN/ARSN (if applicable)	Nature of association
MAVFM	Wholly owned subsidiary of a wholly owned subsidiary
MAIM	Wholly owned subsidiary of a wholly owned subsidiary
MAAM	Wholly owned subsidiary of a wholly owned subsidiary

7. Addresses

The addresses of persons named in this form are as follows:

Name	Address
Refer to Annexure A	


Signature

print name	REBECCA ONG	capacity	COMPANY SECRETARY
sign here		date	8/12/2021

For personal use only

ANNEXURE A TO FORM 603 NOTICE OF INITIAL SUBSTANTIAL HOLDER

This is annexure A of two pages referred to in Form 603 Notice of initial substantial holder dated 8 December 2021.



REBECCA ONG, COMPANY SECRETARY


REBECCA ONG, COMPANY SECRETARY

Name	Address
A.C.N. 167 316 109 Pty Ltd ACN 167 316 109	Level 27, Governor Phillip Tower, 1 Farrer Place, Sydney NSW 2000
Armada Funds Management Pty Ltd ACN 124 754 847	Level 27, Governor Phillip Tower, 1 Farrer Place, Sydney NSW 2000
Eastern Credit Management Pty Ltd ACN 623 243 336	Level 27, Governor Phillip Tower, 1 Farrer Place, Sydney NSW 2000
Global Wealth Aged Care Pty Ltd ACN 610 989 994	Level 27, Governor Phillip Tower, 1 Farrer Place, Sydney NSW 2000
Global Wealth Residential Pty Ltd ACN 607 039 216	Level 27, Governor Phillip Tower, 1 Farrer Place, Sydney NSW 2000
KCF ST Pty Ltd ACN 623 251 196	Level 27, Governor Phillip Tower, 1 Farrer Place, Sydney NSW 2000
MA Asset Management Ltd ACN 142 008 535	Level 27, Governor Phillip Tower, 1 Farrer Place, Sydney NSW 2000
MA Credit Investments Pty Ltd ACN 631 017 037	Level 27, Governor Phillip Tower, 1 Farrer Place, Sydney NSW 2000
MA Hotel Management Pty Ltd ACN 619 297 228	Level 27, Governor Phillip Tower, 1 Farrer Place, Sydney NSW 2000
MA Investment Management Pty Ltd ACN 621 552 896	Level 27, Governor Phillip Tower, 1 Farrer Place, Sydney NSW 2000
MA Visa Fund Manager Pty Ltd ACN 142 008 482	Level 27, Governor Phillip Tower, 1 Farrer Place, Sydney NSW 2000
MAAM GP Pty Ltd ACN 164 411 607	Level 27, Governor Phillip Tower, 1 Farrer Place, Sydney NSW 2000
MAAM Holdings Pty Ltd ACN 621 215 450	Level 27, Governor Phillip Tower, 1 Farrer Place, Sydney NSW 2000
MAAM TT Pty Ltd ACN 629 587 560	Level 27, Governor Phillip Tower, 1 Farrer Place, Sydney NSW 2000
MACDF TT Pty Ltd ACN 169 652 742	Level 27, Governor Phillip Tower, 1 Farrer Place, Sydney NSW 2000
MAF Credit Pty Ltd ACN 623 716 503	Level 27, Governor Phillip Tower, 1 Farrer Place, Sydney NSW 2000
MAAM RE Limited ACN 135 855 186	Level 27, Governor Phillip Tower, 1 Farrer Place, Sydney NSW 2000
MA Moelis Australia Advisory Pty Ltd ACN 142 008 446	Level 27, Governor Phillip Tower, 1 Farrer Place, Sydney NSW 2000
MAFG Finance Pty Ltd ACN 621 554 845	Level 27, Governor Phillip Tower, 1 Farrer Place, Sydney NSW 2000
MA Foundation Pty Ltd ACN 622 860 904	Level 27, Governor Phillip Tower, 1 Farrer Place, Sydney NSW 2000
MAFG Operations Pty Ltd ACN 138 030 289	Level 27, Governor Phillip Tower, 1 Farrer Place, Sydney NSW 2000
MA Moelis Australia Securities Pty Ltd ACN 122 781 560	Level 27, Governor Phillip Tower, 1 Farrer Place, Sydney NSW 2000
MAFG Share Plan Pty Ltd ACN 610 383 590	Level 27, Governor Phillip Tower, 1 Farrer Place, Sydney NSW 2000

Redcape Hotel Group Management Ltd ACN 610 990 004	Level 27, Governor Phillip Tower, 1 Farrer Place, Sydney NSW 2000
Rockford Capital Pty Ltd ACN 116 067 497	Level 27, Governor Phillip Tower, 1 Farrer Place, Sydney NSW 2000
TMASL Finance Pty Ltd ACN 623 313 057	Level 27, Governor Phillip Tower, 1 Farrer Place, Sydney NSW 2000
Western Funds Management Pty Ltd ACN 169 019 765	Level 27, Governor Phillip Tower, 1 Farrer Place, Sydney NSW 2000
Moelis Australia Partners Holdings Pty Ltd ACN 622 353 191	Level 27, Governor Phillip Tower, 1 Farrer Place, Sydney NSW 2000
Moelis Australia Partners Pty Ltd ACN 622 354 152	Level 27, Governor Phillip Tower, 1 Farrer Place, Sydney NSW 2000
MAAM TT (Figtree) Pty Ltd ACN 630 343 261	Level 27, Governor Phillip Tower, 1 Farrer Place, Sydney NSW 2000
MAAM TT (Marion) Pty Ltd ACN 636 257 835	Level 27, Governor Phillip Tower, 1 Farrer Place, Sydney NSW 2000
MAAM TT (Marion) Advertising Pty Ltd ACN 637 793 563	Level 27, Governor Phillip Tower, 1 Farrer Place, Sydney NSW 2000
BHBB TT Pty Ltd ACN 637 771 647	Level 27, Governor Phillip Tower, 1 Farrer Place, Sydney NSW 2000
MAAM Holdings Pty Ltd ACN 638 953 661	Level 27, Governor Phillip Tower, 1 Farrer Place, Sydney NSW 2000
Grassroots Childcare Developments Holdings Pty Ltd ACN 637 595 914	Level 27, Governor Phillip Tower, 1 Farrer Place, Sydney NSW 2000
Grassroots Childcare Developments Pty Ltd ACN 637 596 019	Level 27, Governor Phillip Tower, 1 Farrer Place, Sydney NSW 2000
MAKM Holdings Pty Ltd ACN 638 953 661	Level 27, Governor Phillip Tower, 1 Farrer Place, Sydney NSW 2000
Avena Holdings Pty Ltd ACN 644 907 791	Level 27, Governor Phillip Tower, 1 Farrer Place, Sydney NSW 2000
Taylor Square Fund TT Pty Ltd ACN 135 855 186	Level 27, Governor Phillip Tower, 1 Farrer Place, Sydney NSW 2000
Retpro Management Pty Ltd ACN 155 736 771	Level 27, Governor Phillip Tower, 1 Farrer Place, Sydney NSW 2000
MADT Corporate Pty Ltd ACN 645 649 654	Level 27, Governor Phillip Tower, 1 Farrer Place, Sydney NSW 2000
Retpro Pty Limited ACN 140 217 796	Level 27, Governor Phillip Tower, 1 Farrer Place, Sydney NSW 2000
MA Bendigo TT I Pty Ltd ACN 651 045 939	Level 27, Governor Phillip Tower, 1 Farrer Place, Sydney NSW 2000
MA Bendigo TT II Pty Ltd ACN 651 046 383	Level 27, Governor Phillip Tower, 1 Farrer Place, Sydney NSW 2000
WFM Financial Holdings Pty Ltd ACN 651 052 372	Level 27, Governor Phillip Tower, 1 Farrer Place, Sydney NSW 2000
Apera Hotels Holdings Pty Ltd ACN 649 715 168	Level 27, Governor Phillip Tower, 1 Farrer Place, Sydney NSW 2000
Barley Property Holdings Pty Ltd ACN 652 328 160	Level 27, Governor Phillip Tower, 1 Farrer Place, Sydney NSW 2000
Bendigo Hotel Fund TT Pty Ltd ACN 651 209 899	Level 27, Governor Phillip Tower, 1 Farrer Place, Sydney NSW 2000

ANNEXURE B TO FORM 603 NOTICE OF INITIAL SUBSTANTIAL HOLDER

This is annexure B of five pages referred to in Form 603 Notice of initial substantial holder dated 8 December 2021.



REBECCA ONG, COMPANY SECRETARY

Holder of relevant interest	Date of acquisition	Consideration (9)		Class and number of securities
		Cash	Non-cash	Ordinary
MAAM, MAIM, MAVFM, MAF	18/04/2019	374,999.94		892,857
MAAM, MAIM, MAVFM, MAF	1/10/2019	399,999.60		740,740
MAAM, MAIM, MAVFM, MAF	22/01/2020	403,600.00		500,000
MAAM, MAIM, MAVFM, MAF	28/01/2020	263,970.00		300,000
MAAM, MAIM, MAVFM, MAF	4/02/2020	1,425,000.00		1,500,000
MAAM, MAIM, MAVFM, MAF	6/02/2020	783,750.00		825,000
MAAM, MAIM, MAVFM, MAF	11/02/2020	1,419.30		1,577
MAAM, MAIM, MAVFM, MAF	28/02/2020	118,710.00		150,000
MAAM, MAIM, MAVFM, MAF	3/03/2020	168,560.00		200,000
MAAM, MAIM, MAVFM, MAF	5/03/2020	76,090.00		100,000
MAAM, MAIM, MAVFM, MAF	9/03/2020	56,960.00		100,000
MAAM, MAIM, MAVFM, MAF	9/03/2020	174,205.20		300,000
MAAM, MAIM, MAVFM, MAF	10/03/2020	31,010.00		50,000
MAAM, MAIM, MAVFM, MAF	10/03/2020	385.89		677
MAAM, MAIM, MAVFM, MAF	16/03/2020	80,100.00		200,000
MAAM, MAIM, MAVFM, MAF	17/03/2020	64,872.50		175,000
MAAM, MAIM, MAVFM, MAF	18/03/2020	76,560.00		200,000
MAAM, MAIM, MAVFM, MAF	24/03/2020	78,710.00		200,000
MAAM, MAIM, MAVFM, MAF	22/05/2020	767,299.41		1,145,223
MAAM, MAIM, MAVFM, MAF	3/06/2020	-	410,000.00	-500,000
MAAM, MAIM, MAVFM, MAF	15/06/2020	108,693.51		135,024
MAAM, MAIM, MAVFM, MAF	16/06/2020	81,635.90		100,000
MAAM, MAIM, MAVFM, MAF	19/06/2020	122,707.35		150,000
MAAM, MAIM, MAVFM, MAF	24/06/2020	373,005.00		450,000
MAAM, MAIM, MAVFM, MAF	25/06/2020	79,510.00		100,000
MAAM, MAIM, MAVFM, MAF	29/06/2020	216,090.00		300,000
MAAM, MAIM, MAVFM, MAF	1/07/2020	-	197,500.01	-250,000
MAAM, MAIM, MAVFM, MAF	2/07/2020	159,728.67		200,000
MAAM, MAIM, MAVFM, MAF	2/07/2020	-	4,442.40	-4,936
MAAM, MAIM, MAVFM, MAF	6/07/2020	167,260.00		200,000
MAAM, MAIM, MAVFM, MAF	9/07/2020	-	56,335.72	-65,128
MAAM, MAIM, MAVFM, MAF	10/07/2020	-	306,110.01	-350,000
MAAM, MAIM, MAVFM, MAF	13/07/2020	248,490.00		300,000
MAAM, MAIM, MAVFM, MAF	15/07/2020	119,445.00		150,000
MAAM, MAIM, MAVFM, MAF	16/07/2020	233,177.07		300,000
MAAM, MAIM, MAVFM, MAF	21/07/2020	164,000.00		200,000
MAAM, MAIM, MAVFM, MAF	22/07/2020	174,000.00		200,000
MAAM, MAIM, MAVFM, MAF	27/07/2020	-	290,499.94	-315,000
MAAM, MAIM, MAVFM, MAF	28/07/2020	90,500.00		100,000

MAAM, MAIM, MAVFM, MAF	28/07/2020	-	402,269.44	-402,735
MAAM, MAIM, MAVFM, MAF	29/07/2020		177,500.00	200,000
MAAM, MAIM, MAVFM, MAF	31/07/2020		85,750.00	100,000
MAAM, MAIM, MAVFM, MAF	31/07/2020		85,500.00	100,000
MAAM, MAIM, MAVFM, MAF	4/08/2020		89,000.00	100,000
MAAM, MAIM, MAVFM, MAF	5/08/2020		132,499.95	150,000
MAAM, MAIM, MAVFM, MAF	10/08/2020		87,000.00	100,000
MAAM, MAIM, MAVFM, MAF	11/08/2020		128,419.05	150,000
MAAM, MAIM, MAVFM, MAF	12/08/2020		64,125.00	75,000
MAAM, MAIM, MAVFM, MAF	14/08/2020		87,000.00	100,000
MAAM, MAIM, MAVFM, MAF	18/08/2020		12,237.71	13,828
MAAM, MAIM, MAVFM, MAF	19/08/2020		17,935.30	20,855
MAAM, MAIM, MAVFM, MAF	20/08/2020		131,912.14	155,272
MAAM, MAIM, MAVFM, MAF	26/08/2020	-	686,490.01	-700,000
MAAM, MAIM, MAVFM, MAF	27/08/2020		40,000.05	38,835
MAAM, MAIM, MAVFM, MAF	28/08/2020		20,401.25	18,000
MAAM, MAIM, MAVFM, MAF	2/09/2020	-	443,705.16	-350,000
MAAM, MAIM, MAVFM, MAF	3/09/2020		181,000.05	150,000
MAAM, MAIM, MAVFM, MAF	4/09/2020		20,710.00	19,000
MAAM, MAIM, MAVFM, MAF	4/09/2020		6,540.00	6,000
MAAM, MAIM, MAVFM, MAF	14/09/2020	-	435,500.01	-350,000
MAAM, MAIM, MAVFM, MAF	15/09/2020		239,250.00	200,000
MAAM, MAIM, MAVFM, MAF	16/09/2020		60,000.00	50,000
MAAM, MAIM, MAVFM, MAF	18/09/2020	-	126,526.78	-100,000
MAAM, MAIM, MAVFM, MAF	23/09/2020	-	190,818.18	-151,443
MAAM, MAIM, MAVFM, MAF	24/09/2020	-	243,804.00	-195,012
MAAM, MAIM, MAVFM, MAF	25/09/2020	-	330,010.75	-250,000
MAAM, MAIM, MAVFM, MAF	28/09/2020	-	201,255.00	-150,000
MAAM, MAIM, MAVFM, MAF	29/09/2020	-	280,000.00	-200,000
MAAM, MAIM, MAVFM, MAF	30/09/2020		23,468.40	17,712
MAAM, MAIM, MAVFM, MAF	12/10/2020		21,440.00	16,000
MAAM, MAIM, MAVFM, MAF	20/10/2020	-	125,990.01	-90,296
MAAM, MAIM, MAVFM, MAF	20/10/2020	-	279,360.00	-200,000
MAAM, MAIM, MAVFM, MAF	20/10/2020	-	139,450.00	-100,000
MAAM, MAIM, MAVFM, MAF	20/10/2020	-	139,000.00	-100,000
MAAM, MAIM, MAVFM, MAF	21/10/2020	-	146,300.01	-100,000
MAAM, MAIM, MAVFM, MAF	21/10/2020	-	15,271.43	-10,215
MAAM, MAIM, MAVFM, MAF	23/10/2020	-	150,130.00	-100,000
MAAM, MAIM, MAVFM, MAF	27/10/2020		181,020.20	140,408
MAAM, MAIM, MAVFM, MAF	29/10/2020		123,000.00	100,000
MAAM, MAIM, MAVFM, MAF	30/10/2020		600,200.00	500,000
MAAM, MAIM, MAVFM, MAF	30/10/2020		72,024.00	60,000
MAAM, MAIM, MAVFM, MAF	2/11/2020		275,196.50	250,000
MAAM, MAIM, MAVFM, MAF	4/11/2020		227,440.40	200,000
MAAM, MAIM, MAVFM, MAF	9/11/2020		123,574.00	100,000
MAAM, MAIM, MAVFM, MAF	9/11/2020		35,141.93	28,455
MAAM, MAIM, MAVFM, MAF	10/11/2020		97,204.51	81,680
MAAM, MAIM, MAVFM, MAF	10/11/2020		29,875.00	25,000
MAAM, MAIM, MAVFM, MAF	17/11/2020		61,500.00	50,000
MAAM, MAIM, MAVFM, MAF	18/11/2020		86,950.37	73,198
MAAM, MAIM, MAVFM, MAF	24/11/2020		608,969.00	500,000
MAAM, MAIM, MAVFM, MAF	24/11/2020		60,895.00	50,000
MAAM, MAIM, MAVFM, MAF	25/11/2020		59,770.42	50,017

MAAM, MAIM, MAVFM, MAF	1/12/2020		247,822.40		200,000
MAAM, MAIM, MAVFM, MAF	4/12/2020		109,611.00		90,000
MAAM, MAIM, MAVFM, MAF	8/12/2020		537,727.53		453,772
MAAM, MAIM, MAVFM, MAF	9/12/2020		389,054.68		327,166
MAAM, MAIM, MAVFM, MAF	10/12/2020		351,750.00		300,000
MAAM, MAIM, MAVFM, MAF	10/12/2020		69,783.50		59,900
MAAM, MAIM, MAVFM, MAF	11/12/2020		39,200.00		35,000
MAAM, MAIM, MAVFM, MAF	11/12/2020		83,925.36		73,800
MAAM, MAIM, MAVFM, MAF	15/12/2020		61,194.00		56,400
MAAM, MAIM, MAVFM, MAF	17/12/2020		110,479.22		97,587
MAAM, MAIM, MAVFM, MAF	23/12/2020	-	77,000.00		-70,000
MAAM, MAIM, MAVFM, MAF	24/12/2020		1,422,750.00		1,355,000
MAAM, MAIM, MAVFM, MAF	24/12/2020		77,250.60		73,572
MAAM, MAIM, MAVFM, MAF	29/12/2020	-	127,568.14		-113,899
MAAM, MAIM, MAVFM, MAF	28/01/2021	-	464,632.36		-418,550
MAAM, MAIM, MAVFM, MAF	28/01/2021	-	55,505.00		-50,000
MAAM, MAIM, MAVFM, MAF	2/02/2021	-	577,646.50		-500,000
MAAM, MAIM, MAVFM, MAF	3/02/2021	-	16,520.09		-13,941
MAAM, MAIM, MAVFM, MAF	12/02/2021		69,677.33		65,119
MAAM, MAIM, MAVFM, MAF	24/02/2021		680,800.00		740,000
MAAM, MAIM, MAVFM, MAF	24/02/2021		35,199.66		40,000
MAAM, MAIM, MAVFM, MAF	9/03/2021		61,214.71		74,200
MAAM, MAIM, MAVFM, MAF	12/03/2021		103,590.00		115,100
MAAM, MAIM, MAVFM, MAF	19/03/2021		88,869.27		99,854
MAAM, MAIM, MAVFM, MAF	22/03/2021		41,959.94		47,146
MAAM, MAIM, MAVFM, MAF	26/03/2021		100,626.69		110,300
MAAM, MAIM, MAVFM, MAF	29/03/2021		72,942.50		81,500
MAAM, MAIM, MAVFM, MAF	7/04/2021		169,294.47		173,609
MAAM, MAIM, MAVFM, MAF	7/04/2021		18,808.70		19,289
MAAM, MAIM, MAVFM, MAF	8/04/2021		672,520.28		659,514
MAAM, MAIM, MAVFM, MAF	8/04/2021		74,722.60		73,279
MAAM, MAIM, MAVFM, MAF	9/04/2021		170,025.97		166,877
MAAM, MAIM, MAVFM, MAF	9/04/2021		7,576.18		7,432
MAAM, MAIM, MAVFM, MAF	15/04/2021		5,475.60		5,265
MAAM, MAIM, MAVFM, MAF	16/04/2021		461,467.77		439,200
MAAM, MAIM, MAVFM, MAF	19/04/2021		470,765.86		454,259
MAAM, MAIM, MAVFM, MAF	19/04/2021		207,260.00		200,000
MAAM, MAIM, MAVFM, MAF	20/04/2021		131,681.80		126,800
MAAM, MAIM, MAVFM, MAF	21/04/2021		52,582.40		51,200
MAAM, MAIM, MAVFM, MAF	30/04/2021		2,595,000.00		3,000,000
MAAM, MAIM, MAVFM, MAF	30/04/2021		105,264.00		120,000
MAAM, MAIM, MAVFM, MAF	30/04/2021		398,813.44		461,056
MAAM, MAIM, MAVFM, MAF	3/05/2021		191,619.09		232,830
MAAM, MAIM, MAVFM, MAF	4/05/2021		427,700.00		520,000
MAAM, MAIM, MAVFM, MAF	19/05/2021		187,056.72		217,685
MAAM, MAIM, MAVFM, MAF	19/05/2021		42,965.00		50,000
MAAM, MAIM, MAVFM, MAF	21/05/2021		456,250.00		500,000
MAAM, MAIM, MAVFM, MAF	21/05/2021	-	2,375,000.00		-2,500,000
MAAM, MAIM, MAVFM, MAF	25/05/2021	-	250,000.00		-250,000
MAAM, MAIM, MAVFM, MAF	29/06/2021		115,810.00		100,000
MAAM, MAIM, MAVFM, MAF	30/06/2021		207,354.71		182,788
MAAM, MAIM, MAVFM, MAF	2/07/2021		113,080.00		100,000
MAAM, MAIM, MAVFM, MAF	7/07/2021		17,308.62		15,183

MAAM, MAIM, MAVFM, MAF	9/07/2021		109,190.00		100,000
MAAM, MAIM, MAVFM, MAF	13/07/2021		92,013.98		86,220
MAAM, MAIM, MAVFM, MAF	15/07/2021		107,340.00		100,000
MAAM, MAIM, MAVFM, MAF	16/07/2021		138,333.25		134,644
MAAM, MAIM, MAVFM, MAF	19/07/2021		34,975.44		34,530
MAAM, MAIM, MAVFM, MAF	20/07/2021		86,237.92		84,489
MAAM, MAIM, MAVFM, MAF	21/07/2021		615,576.37		594,071
MAAM, MAIM, MAVFM, MAF	26/07/2021	-	409,500.00		-350,000
MAAM, MAIM, MAVFM, MAF	27/07/2021	-	610,000.00		-500,000
MAAM, MAIM, MAVFM, MAF	27/07/2021	-	1,220,000.00		-1,000,000
MAAM, MAIM, MAVFM, MAF	30/07/2021		144,773.50		125,890
MAAM, MAIM, MAVFM, MAF	2/08/2021		200,479.50		174,330
MAAM, MAIM, MAVFM, MAF	4/08/2021		288,250.00		250,000
MAAM, MAIM, MAVFM, MAF	4/08/2021		288,750.00		250,000
MAAM, MAIM, MAVFM, MAF	5/08/2021		241,733.42		210,331
MAAM, MAIM, MAVFM, MAF	6/08/2021		65,678.80		57,112
MAAM, MAIM, MAVFM, MAF	9/08/2021		404,810.00		350,000
MAAM, MAIM, MAVFM, MAF	9/08/2021		173,490.00		150,000
MAAM, MAIM, MAVFM, MAF	10/08/2021		179,977.41		154,833
MAAM, MAIM, MAVFM, MAF	11/08/2021	-	110,066.25		-89,850
MAAM, MAIM, MAVFM, MAF	13/08/2021	-	37,343.78		-29,756
MAAM, MAIM, MAVFM, MAF	16/08/2021		287,150.00		250,000
MAAM, MAIM, MAVFM, MAF	17/08/2021		325,572.22		283,822
MAAM, MAIM, MAVFM, MAF	25/08/2021		4,756,108.35		4,529,627
MAAM, MAIM, MAVFM, MAF	25/08/2021	-	2,489,900.00		-1,750,000
MAAM, MAIM, MAVFM, MAF	25/08/2021	-	700,000.00		-500,000
MAAM, MAIM, MAVFM, MAF	25/08/2021	-	1,559,563.50		-1,100,000
MAAM, MAIM, MAVFM, MAF	25/08/2021		1,499,999.55		1,428,571
MAAM, MAIM, MAVFM, MAF	26/08/2021	-	44,758.91		-29,371
MAAM, MAIM, MAVFM, MAF	27/08/2021	-	125,784.80		-86,000
MAAM, MAIM, MAVFM, MAF	10/09/2021		359,999.85		342,857
MAAM, MAIM, MAVFM, MAF	13/09/2021		132,080.00		100,000
MAAM, MAIM, MAVFM, MAF	13/09/2021		1,179,421.95		1,123,259
MAAM, MAIM, MAVFM, MAF	14/09/2021	-	23,183.14		-16,922
MAAM, MAIM, MAVFM, MAF	14/09/2021	-	1,000,500.00		-725,000
MAAM, MAIM, MAVFM, MAF	14/09/2021	-	124,236.00		-90,000
MAAM, MAIM, MAVFM, MAF	15/09/2021		31,191.83		23,541
MAAM, MAIM, MAVFM, MAF	16/09/2021		637,766.18		483,083
MAAM, MAIM, MAVFM, MAF	17/09/2021		5,211.36		3,948
MAAM, MAIM, MAVFM, MAF	17/09/2021	-	135,251.16		-97,282
MAAM, MAIM, MAVFM, MAF	21/09/2021		171,143.01		132,669
MAAM, MAIM, MAVFM, MAF	22/09/2021		34,299.73		26,183
MAAM, MAIM, MAVFM, MAF	28/09/2021		129,640.00		100,000
MAAM, MAIM, MAVFM, MAF	29/09/2021		226,514.33		177,269
MAAM, MAIM, MAVFM, MAF	30/09/2021		212,038.85		166,671
MAAM, MAIM, MAVFM, MAF	1/10/2021		125,820.00		100,000
MAAM, MAIM, MAVFM, MAF	4/10/2021		121,990.00		100,000
MAAM, MAIM, MAVFM, MAF	6/10/2021		122,160.46		106,709
MAAM, MAIM, MAVFM, MAF	7/10/2021		101,214.38		86,545
MAAM, MAIM, MAVFM, MAF	8/10/2021		116,840.00		100,000
MAAM, MAIM, MAVFM, MAF	13/10/2021	-	353,740.63		-294,171
MAAM, MAIM, MAVFM, MAF	18/10/2021		163,144.80		139,440
MAAM, MAIM, MAVFM, MAF	25/10/2021	-	120,000.00		-100,000

MAAM, MAIM, MAVFM, MAF	4/11/2021	93,503.85	84,338
MAAM, MAIM, MAVFM, MAF	5/11/2021	394,242.33	346,330
MAAM, MAIM, MAVFM, MAF	8/11/2021	220,172.40	200,000
MAAM, MAIM, MAVFM, MAF	9/11/2021	48,059.38	43,544
MAAM, MAIM, MAVFM, MAF	10/11/2021	78,437.56	71,109
MAAM, MAIM, MAVFM, MAF	11/11/2021	16,728.23	15,347
MAAM, MAIM, MAVFM, MAF	12/11/2021	120,475.30	109,523
MAAM, MAIM, MAVFM, MAF	17/11/2021	228,920.00	200,000
MAAM, MAIM, MAVFM, MAF	18/11/2021	168,015.00	150,000
MAAM, MAIM, MAVFM, MAF	19/11/2021	323,820.00	300,000
MAAM, MAIM, MAVFM, MAF	22/11/2021	537,399.72	514,800
MAAM, MAIM, MAVFM, MAF	25/11/2021	107,760.00	100,000
MAAM, MAIM, MAVFM, MAF	26/11/2021	442,000.00	400,000
MAAM, MAIM, MAVFM, MAF	30/11/2021	268,650.00	250,000
MAAM, MAIM, MAVFM, MAF	1/12/2021	106,000.00	100,000
MAAM, MAIM, MAVFM, MAF	2/12/2021	206,040.00	200,000
MAAM, MAIM, MAVFM, MAF	2/12/2021	240,978.13	231,265
MAAM, MAIM, MAVFM, MAF	3/12/2021	70,384.64	68,735
MAAM, MAIM, MAVFM, MAF	3/12/2021	101,030.00	100,000
MAAM, MAIM, MAVFM, MAF	6/12/2021	293,970.00	300,000

For personal