

16 February 2023

The Manager  
ASX Market Announcements  
Australian Securities Exchange Limited  
Sydney NSW 2000

**Platinum Capital Limited (PMC) – Half-Year Financial Results**

PMC encloses for release to the market the following information:

1. Appendix 4D
2. Interim Financial Report for the six months ended 31 December 2022

Authorised by

Joanne Jefferies | Company Secretary

Investor contact

Elizabeth Norman | Director of Investor Services and Communications  
Platinum Investment Management Limited  
Tel: 61 2 9255 7500  
Fax: 61 2 9254 5555

## LISTING RULE 4.2A

COMPANY	PLATINUM CAPITAL LIMITED
ASX Code	PMC
Period Ended	31 December 2022
Previous corresponding period ended	31 December 2021
ABN	51 063 975 431

## RESULTS FOR ANNOUNCEMENT TO THE MARKET

This announcement to the market should be read in conjunction with the 30 June 2022 Annual Financial Report and the 31 December 2022 Interim Financial Report.

	% MOVEMENT	\$A'000
Total revenue and other income	235.1%	35,063
Profit from ordinary activities after income tax	361.4%	22,274
Net profit attributable to members	361.4%	22,274

The Directors consider that the pre-tax net tangible asset backing per share, after the deduction of fees and expenses, adjusted for corporate taxes paid and any capital flows, and assuming the reinvestment of dividends ("pre-tax NTA"), is a better measure of performance of the Company than the reported profits or losses. This is because the pre-tax NTA per share is the most accurate way to assess the investment performance of the Company's investment portfolio. For the 6 months to 31 December 2022, the Company's pre-tax NTA per share increased from \$1.47 per share to \$1.52 per share. The increase is after the payment of 3 cents per share in dividends and the equivalent of 3 cents per share in taxes paid during the half-year.

The Company's compound annualised investment returns to 31 December 2022 (measured by its pre-tax NTA) compared to the benchmark are shown in the table below:

INVESTMENT PERFORMANCE	6 MONTHS %	1 YEAR %	5 YEARS (% P.A.)	10 YEARS (% P.A.)	SINCE INCEPTION (% P.A.)
PMC's performance	7.5	(0.6)	4.1	10.5	11.1
MSCI AC World Net Index in A\$ <sup>i</sup>	3.7	(12.5)	8.3	12.7	7.2
Outperformance/(underperformance)	3.8	11.9	(4.2)	(2.2)	3.9

Source: Platinum Investment Management Limited (PMC returns) and FactSet Research Systems (MSCI returns). Note: Returns are calculated after the deduction of fees and expenses, adjusted for taxes paid and any capital flows and assume the reinvestment of dividends. Returns have not been calculated using the Company's share price.

**Past performance is not a reliable indicator of future performance.**

The Directors continue to monitor the Company's share price relative to pre-tax NTA, which is currently at a discount, consistent with the global equities closed end listed investment market. The discount widened during the period, resulting in a total shareholder return of 4.5% including grossed up dividends for the 6 months ended 31 December 2022, which is less than the pre-tax NTA return for the same period.

With regards to outlook, the Investment Manager reports: *"The outlook for the broad market is muted, especially in the US, where there is a relatively higher weighting of growth stocks in the indices, while at a sector or stock-specific level, there remains the possibility of strong returns."* and *"China, which has experienced a completely different economic and interest rate environment from the other major economies, resulting in a prolonged bear market, is positioned for a strong rebound."*

## DIVIDENDS

INTERIM DIVIDEND DETERMINED		3 CENTS PER SHARE FULLY-FRANKED
Ex-dividend date		23 February 2023
Record date		24 February 2023
Last date for receipt of election notices for the dividend reinvestment plan		27 February 2023
Payment date		17 March 2023

The interim dividend for the previous corresponding period was 3 cents per share fully-franked.

The Company's ability to pay franked dividends is dependent on the Company paying income tax. At 31 December 2022, after providing for the 2023 fully-franked interim dividend of 3 cents per share, the Company had an ability to pay fully-franked dividends of up to 7.3 cents per share.

The Board has a policy to smooth dividends over time and, where possible, retain a reasonable level of franking credits to enable payment of fully-franked dividends in the future. The Company does not believe it is in the Company's or Shareholders interests to pay unfranked dividends, resulting in a tax liability in the shareholders hands and reduced investment capacity for the Company to generate future returns.

## DIVIDEND REINVESTMENT PLAN

The Dividend Reinvestment Plan ("DRP") is in operation and the interim dividend qualifies. Participating shareholders will be entitled to be allotted the number of shares (rounded down to the nearest whole number) which the cash dividend would otherwise purchase at the relevant issue price.

The relevant issue price will be the volume-weighted average share price of the Company's shares sold on the ASX over the five business days subsequent to the date on which the Company's shares cease to trade cum-dividend. No DRP discount will apply to this dividend.

The terms and conditions of the DRP rules can be accessed at the Company's website at:

[https://www.platinum.com.au/PlatinumSite/media/Find-a-form/pmc\\_drp\\_1.pdf](https://www.platinum.com.au/PlatinumSite/media/Find-a-form/pmc_drp_1.pdf)

## FURTHER INFORMATION

Refer to the attached financial statements for financial data on the Company.

Joanne Jefferies  
Company Secretary  
16 February 2023

i MSCI Disclaimer: The MSCI information may only be used for your internal use, may not be reproduced or re-disseminated in any form and may not be used as a basis for or a component of any financial instruments or products or indices. None of the MSCI information is intended to constitute investment advice or a recommendation to make (or refrain from making) any kind of investment decision and may not be relied on as such. Historical data and analysis should not be taken as an indication or guarantee of any future performance analysis, forecast or prediction. The MSCI information is provided on an "as is" basis and the user of this information assumes the entire risk of any use made of this information. MSCI, each of its affiliates and each other person involved in or related to compiling, computing or creating any MSCI information (collectively, the "MSCI Parties") expressly disclaims all warranties (including, without limitation, any warranties of originality, accuracy, completeness, timeliness, non-infringement, merchantability and fitness for a particular purpose) with respect to this information. Without limiting any of the foregoing, in no event shall any MSCI Party have any liability for any direct, indirect, special, incidental, punitive, consequential (including, without limitation, lost profits) or any other damages. (www.msci.com).



Platinum<sup>®</sup>  
CAPITAL LIMITED

# Interim Financial Report

For the half-year ended 31 December 2022

Platinum Capital Limited | ABN 51 063 975 431

<b>DIRECTORS</b>	Margaret Towers Richard Morath Jim Clegg Ian Hunter
<b>COMPANY SECRETARY</b>	Joanne Jefferies
<b>INVESTMENT MANAGER</b>	Platinum Investment Management Limited (trading as Platinum Asset Management®) Platinum Investment Management Limited neither guarantees the repayment of capital nor the investment performance of Platinum Capital Limited (the "Company")
<b>SHAREHOLDER LIAISON</b>	Elizabeth Norman
<b>REGISTERED OFFICE</b>	Level 8, 7 Macquarie Place Sydney NSW 2000 Phone 1300 726 700 (Australia only) Phone 0800 700 726 (New Zealand only) Phone +61 2 9255 7500
<b>SHARE REGISTRAR</b>	Link Market Services Limited Level 12, 680 George Street Sydney NSW 2000 Phone +61 1300 554 474 Fax +61 2 9287 0303
<b>AUDITOR AND TAXATION ADVISOR</b>	PricewaterhouseCoopers
<b>SECURITIES EXCHANGE LISTING</b>	Platinum Capital Limited shares are listed on the Australian Securities Exchange (ASX code: <b>PMC</b> )
<b>WEBSITE</b>	<a href="http://www.platinumcapital.com.au">www.platinumcapital.com.au</a>

The Directors present their report, together with the financial statements of Platinum Capital Limited (the "Company") for the half-year ended 31 December 2022.

## DIRECTORS

The following persons were Directors of the Company during the whole of the half-year and up to the date of this report, unless otherwise stated:

Margaret Towers	Chairperson and Independent Non-Executive Director
Richard Morath	Independent Non-Executive Director
Jim Clegg	Independent Non-Executive Director
Ian Hunter	Independent Non-Executive Director

## PRINCIPAL ACTIVITIES

The Company is a listed investment company established to provide capital growth over the long term by investing in companies worldwide which the Investment Manager perceives to be undervalued by the market.

## OPERATING AND FINANCIAL REVIEW

For the 6 months to 31 December 2022, the net profit before income tax was \$31,828,000 (31 December 2021: profit of \$6,888,000) and net profit after income tax was \$22,274,000 (31 December 2021: profit of \$4,828,000).

For the 6 months to 31 December 2022, the Company delivered a return of 7.5%<sup>1</sup> (measured by its pre-tax NTA) which outperformed the return of 3.7% for the benchmark, the MSCI All Country World Net Index ("MSCI") in A\$ terms.<sup>2</sup> This return was achieved with an average net invested position of 65%. The long portfolio contributed a return of 5.4% with the strongest performers in the financials and materials sectors. A further 2.1% return was generated primarily from short positions. Using short positions and cash to help generate returns and protect capital is consistent with the index agnostic approach of the Investment Manager.

The Directors consider that the pre-tax net tangible asset backing per share, after the deduction of fees and expenses, adjusted for corporate taxes paid and any capital flows, and assuming the reinvestment of dividends ("pre-tax NTA"), is a better measure of performance of the Company than its reported profits or losses. This is because the pre-tax NTA per share is the most accurate way to assess the investment performance of the Company's investment portfolio. For the 6 months to 31 December 2022, the Company's pre-tax NTA per share increased from \$1.47 to \$1.52. The increase is after the payment of 3 cents per share in dividends and the equivalent of 3 cents per share in taxes paid during the half-year.

Total Shareholder Return (TSR) for the half-year, based on share price movement and grossed up dividends, between 1 July 2022 and 31 December 2022 was 4.5%. The TSR is lower than the pre-tax NTA return of 7.5% primarily due to a increase in the discount of the share price to pre-tax NTA since 30 June 2022.

For the five years to 31 December 2022, the Company delivered an annualised compound return of 4.1% per annum, measured by the Company's pre-tax NTA, versus the MSCI return of 8.3%. The company's long-term (since inception) return of 11.1% per annum was approximately 3.9% greater than the MSCI return of 7.2% over the last 28 years.

<sup>1</sup> Source: Platinum Investment Management Limited (the Company's returns) and FactSet Research Systems (MSCI returns). Returns have not been calculated using the Company's share price. **Past performance is not a reliable indicator of future performance.**

<sup>2</sup> MSCI Disclaimer: The MSCI information may only be used for your internal use, may not be reproduced or re-disseminated in any form and may not be used as a basis for or a component of any financial instruments or products or indices. None of the MSCI information is intended to constitute investment advice or a recommendation to make (or refrain from making) any kind of investment decision and may not be relied on as such. Historical data and analysis should not be taken as an indication or guarantee of any future performance analysis, forecast or prediction. The MSCI information is provided on an "as is" basis and the user of this information assumes the entire risk of any use made of this information. MSCI, each of its affiliates and each other person involved in or related to compiling, computing or creating any MSCI information (collectively, the "MSCI Parties") expressly disclaims all warranties (including, without limitation, any warranties of originality, accuracy, completeness, timeliness, non-infringement, merchantability and fitness for a particular purpose) with respect to this information. Without limiting any of the foregoing, in no event shall any MSCI Party have any liability for any direct, indirect, special, incidental, punitive, consequential (including, without limitation, lost profits) or any other damages. (www.msci.com).

As reported in the December 2022 quarterly report, valuations and share prices have diverged dramatically across sectors and geographies in recent years. The Investment Manager commented: *"The outlook for the broad market is muted, especially in the US, where there is a relatively higher weighting of growth stocks in the indices, while at a sector or stock-specific level, there remains the possibility of strong returns."* and *"China, which has experienced a completely different economic and interest rate environment from the other major economies, resulting in a prolonged bear market, is positioned for a strong rebound."*

For more information and the Company's most recent results please refer to: [www.platinumcapital.com.au](http://www.platinumcapital.com.au).

## CAPITAL MANAGEMENT

The Directors continue to monitor the Company's share price relative to pre-tax NTA, which is currently at a discount, consistent with the global equities closed end listed investment market. As part of capital management strategy, the directors are actively monitoring the share price discount. On 8 April 2022 the Company announced an on-market share buy-back for up to 10 percent of the Company's issued share capital to be implemented over a period of up to 12 months. No shares have been bought-back to date. On 25 October 2022, the Board announced an amendment to the buy-back policy and a proposal to issue bonus options. The Board is progressing the proposed course of action and continues to monitor the situation.

Another objective of the Company's capital management policy is to smooth dividends over time and, where possible, retain a reasonable level of franking credits to enable payment of fully-franked dividends in the future. The Company does not believe that it is in the Company's or shareholders' interests to pay unfranked dividends, resulting in a tax liability in the shareholders' hands and reduced investment capacity for the Company to generate future returns.

## DIVIDENDS

The Directors determined to pay a 2023 fully-franked interim dividend of 3 cents per share (\$8,842,000), with a record date of 24 February 2023 and payable to shareholders on 17 March 2023, out of the dividend profit reserve. Together with the 2022 final dividend of 3 cents per share, this represents a grossed up dividend yield of 6.7% based on the 31 December 2022 closing share price. At 31 December 2022, the available franking credit balance after providing for the 2023 interim dividend would enable the payment of a fully-franked dividend up to 7.3 cents per share.

The Dividend Reinvestment Plan ("DRP") is in operation. Participating shareholders will be entitled to be allotted the number of shares (rounded down to the nearest whole number) which the cash dividend would purchase at the relevant issue price. The relevant issue price will be the volume-weighted average share price of the Company's shares sold on the ASX over the five business days subsequent to the date on which the Company's shares cease to trade cum-dividend. No DRP discount will apply to the dividend.

## ROUNDING OF AMOUNTS


The Company is of a kind referred to in *ASIC Corporations (Rounding in Financial/Directors' Reports) Instrument 2016/191*, issued by the Australian Securities and Investments Commission, relating to "rounding-off". Amounts in this report have been rounded off in accordance with this Instrument to the nearest thousand dollars, or in certain cases, the nearest dollar.

## AUDITOR'S INDEPENDENCE DECLARATION

A copy of the auditor's independence declaration as required under section 307C of the *Corporations Act 2001* is set out on the following page.

This report is made in accordance with a resolution of Directors, pursuant to section 306(3)(a) of the *Corporations Act 2001*.

On behalf of the Directors

A handwritten signature in black ink, appearing to read "GTowers".

---

Margaret Towers  
Chairperson

16 February 2023  
Sydney

A handwritten signature in black ink, appearing to read "RMorath".

---

Richard Morath  
Director





## Auditor's Independence Declaration

As lead auditor for the review of Platinum Capital Limited for the half-year ended 31 December 2022, I declare that to the best of my knowledge and belief, there have been:

- (a) no contraventions of the auditor independence requirements of the *Corporations Act 2001* in relation to the review; and
- (b) no contraventions of any applicable code of professional conduct in relation to the review.

A handwritten signature in black ink, appearing to read 'CJ Cummins'.

CJ Cummins  
Partner  
PricewaterhouseCoopers

Sydney  
16 February 2023

	Page
Statement of profit or loss and other comprehensive income	7
Statement of financial position	8
Statement of changes in equity	9
Statement of cash flows	10
Notes to the financial statements	11
Directors' declaration	17
Independent auditor's review report to the members of Platinum Capital Limited	18

## GENERAL INFORMATION

The interim financial report is presented in Australian dollars, which is Platinum Capital Limited's functional and presentation currency.

Platinum Capital Limited is a listed public company limited by shares, incorporated and domiciled in Australia. The Company's registered office and principal place of business is:

Level 8, 7 Macquarie Place  
Sydney NSW 2000

The interim financial report was authorised for issue, in accordance with a resolution of Directors, on 16 February 2023.

# Statement of profit or loss and other comprehensive income

FOR THE HALF-YEAR ENDED 31 DECEMBER 2022

	NOTE	HALF-YEAR ENDED 31 DEC 2022 \$'000	HALF-YEAR ENDED 31 DEC 2021 \$'000
<b>Investment income</b>			
Dividends		2,554	3,400
Interest income		539	11
Net gains/(losses) on equities, convertible notes, foreign currency forward contracts and other derivatives		32,285	5,621
Net foreign exchange gains/(losses) on overseas bank accounts		(315)	1,432
<b>Total investment income</b>		<b>35,063</b>	<b>10,464</b>
<b>Expenses</b>			
Management fees	10	(2,391)	(2,623)
Custody		(108)	(142)
Share registry		(93)	(54)
Continuous reporting disclosure		(109)	(123)
Directors' fees		(94)	(94)
Auditor's remuneration and other services		(75)	(66)
Interest expense		(50)	(36)
Brokerage costs		(104)	(111)
Transaction costs		(30)	(73)
Insurance		(135)	(183)
Other expenses		(46)	(71)
<b>Total expenses</b>		<b>(3,235)</b>	<b>(3,576)</b>
<b>Profit/(loss) before income tax expense/benefit</b>		<b>31,828</b>	<b>6,888</b>
Income tax (expense)/benefit		(9,554)	(2,060)
<b>Profit/(loss) after income tax (expense)/benefit for the half-year attributable to the owners of Platinum Capital Limited</b>		<b>22,274</b>	<b>4,828</b>
Other comprehensive income for the half-year, net of tax		-	-
<b>Total comprehensive income/(loss) for the half-year attributable to the owners of Platinum Capital Limited</b>		<b>22,274</b>	<b>4,828</b>
Basic earnings per share (cents per share)	7	7.57	1.65
Diluted earnings per share (cents per share)	7	7.57	1.65

The above statement of profit or loss and other comprehensive income should be read in conjunction with the accompanying notes.

# Statement of financial position

AS AT 31 DECEMBER 2022

	NOTE	31 DEC 2022 \$'000	30 JUNE 2022 \$'000
<b>Assets</b>			
Cash at bank		10	22
Cash on deposit held within the portfolio		88,735	106,022
Receivables		1,016	2,387
Financial assets at fair value through profit or loss	3, 9	358,957	326,099
Deferred tax asset	2(b)	-	4,288
<b>Total assets</b>		<b>448,718</b>	<b>438,818</b>
<b>Liabilities</b>			
Payables		859	774
Financial liabilities at fair value through profit or loss	3, 9	700	1,845
Income tax payable	2(a)	1,371	7,137
Deferred tax liability	2(b)	2,240	-
<b>Total liabilities</b>		<b>5,170</b>	<b>9,756</b>
<b>Net assets</b>		<b>443,548</b>	<b>429,062</b>
<b>Equity</b>			
Issued capital	6	393,695	392,665
Accumulated losses		(75,060)	(75,060)
Dividend profit reserve	4	124,913	111,457
<b>Total equity</b>		<b>443,548</b>	<b>429,062</b>

*The above statement of financial position should be read in conjunction with the accompanying notes.*

# Statement of changes in equity

FOR THE HALF-YEAR ENDED 31 DECEMBER 2022

	NOTE	ISSUED CAPITAL \$'000	ACCUMULATED LOSSES \$'000	RESERVES \$'000	TOTAL EQUITY \$'000
Balance at 1 July 2022		392,665	(75,060)	111,457	429,062
Profit/(loss) after income tax expense/(benefit) for the half-year		-	22,274	-	22,274
Other comprehensive income/(loss) for the half-year, net of tax		-	-	-	-
Total comprehensive income/(loss) for the half-year		-	22,274	-	22,274
Transfer of profit to the dividend profit reserve	4	-	(22,274)	22,274	-
<i>Transactions with owners in their capacity as owners:</i>					
Proceeds from the issue of shares associated with the dividend reinvestment plan and unclaimed dividends	6	1,030	-	-	1,030
Dividends paid	4, 5	-	-	(8,818)	(8,818)
<b>Balance at 31 December 2022</b>		<b>393,695</b>	<b>(75,060)</b>	<b>124,913</b>	<b>443,548</b>

	NOTE	ISSUED CAPITAL \$'000	ACCUMULATED LOSSES \$'000	RESERVES \$'000	TOTAL EQUITY \$'000
Balance at 1 July 2021		390,128	(50,807)	127,112	466,433
Profit/(loss) after income tax expense for the half-year		-	4,828	-	4,828
Other comprehensive income/(loss) for the half-year, net of tax		-	-	-	-
Total comprehensive income/(loss) for the half-year		-	4,828	-	4,828
Transfer of profit to the dividend profit reserve	4	-	(4,828)	4,828	-
<i>Transactions with owners in their capacity as owners:</i>					
Proceeds from the issue of shares associated with the dividend reinvestment plan and unclaimed dividends	6	1,457	-	-	1,457
Dividends paid	5	-	-	(11,687)	(11,687)
<b>Balance at 31 December 2021</b>		<b>391,585</b>	<b>(50,807)</b>	<b>120,253</b>	<b>461,031</b>

The above statement of changes in equity should be read in conjunction with the accompanying notes.

# Statement of cash flows

FOR THE HALF-YEAR ENDED 31 DECEMBER 2022

	NOTE	HALF-YEAR ENDED 31 DEC 2022 \$'000	HALF-YEAR ENDED 31 DEC 2021 \$'000
<b>Cash flows from operating activities</b>			
Payments for purchase of financial assets		(87,730)	(166,342)
Proceeds from sale of financial assets		86,789	162,268
Dividends received		2,923	3,368
Interest received/(paid)		515	(22)
Management fees paid	10	(2,371)	(2,633)
Other expenses paid		(798)	(971)
Income tax paid		(8,524)	(6,095)
<b>Net cash from operating activities</b>		<b>(9,196)</b>	<b>(10,427)</b>
<b>Cash flows from financing activities</b>			
Dividends paid – net of dividend re-investment plan	5, 6	(7,816)	(10,256)
Proceeds from issue of shares in relation to unclaimed dividends	6	28	26
<b>Net cash used in financing activities</b>		<b>(7,788)</b>	<b>(10,230)</b>
Net increase/(decrease) in cash and cash equivalents		(16,984)	(20,657)
Cash and cash equivalents at the beginning of the half-year		106,044	72,009
Effects of exchange rate changes on cash and cash equivalents		(315)	1,432
<b>Cash and cash equivalents at the end of the half-year</b>		<b>88,745</b>	<b>52,784</b>

*The above statement of cash flows should be read in conjunction with the accompanying notes.*

**NOTE 1. BASIS OF PREPARATION OF THE INTERIM FINANCIAL REPORT**

These financial statements for the interim reporting period ended 31 December 2022 have been prepared in accordance with Australian Accounting Standard AASB 134: *Interim Financial Reporting* and the *Corporations Act 2001*, as appropriate for for-profit oriented entities. Compliance with AASB 134 ensures compliance with International Financial Reporting Standard IAS 34: *Interim Financial Reporting*.

These financial statements for the half-year ended 31 December 2022 do not include all the notes of the type normally included in annual financial statements. Accordingly, these financial statements are to be read in conjunction with the annual report for the year ended 30 June 2022 and any public announcements made by the Company during the interim reporting period in accordance with the continuous disclosure requirements of the *Corporations Act 2001*.

The principal accounting policies adopted are consistent with those of the previous financial year and corresponding interim reporting period, unless otherwise stated. Comparative information has been revised where appropriate to enhance comparability. Where necessary, comparative figures have been adjusted to conform with changes in presentation in the current period.

**New Accounting Standards and Interpretations**

There are no standards, interpretations or amendments to existing standards that are effective for the first time for the financial year beginning 1 July 2022 that have a material impact on the amounts recognised in the prior periods or will affect the current or future periods.

**NOTE 2. INCOME TAX****(a) Income tax (payable)/receivable**

The income tax (payable)/receivable as disclosed in the statement of financial position is comprised of:

	AS AT 31 DEC 2022 \$'000	AS AT 30 JUNE 2022 \$'000
Current income tax provision (before foreign & domestic tax credits)	(3,037)	(14,696)
Foreign & domestic tax credits utilised	279	1,113
Current income tax provision	(2,758)	(13,583)
Income tax instalments paid	1,387	6,446
Income tax (payable)/receivable	(1,371)	(7,137)

**(b) Deferred tax asset/(liability)**

The deferred tax asset/(liability) figure in the statement of financial position is comprised of:

	AS AT 31 DEC 2022 \$'000	AS AT 30 JUNE 2022 \$'000
Dividends accrued	(25)	(142)
Unrealised (gains)/losses on investments	(2,226)	4,432
Expense accruals	11	(2)
Deferred tax asset/(liability)	(2,240)	4,288

The realised tax balance will depend on the actual gains or losses generated as and when the investments are sold.

**NOTE 3. FINANCIAL ASSETS AND LIABILITIES AT FAIR VALUE THROUGH PROFIT OR LOSS**

	AS AT 31 DEC 2022 \$'000	AS AT 30 JUNE 2022 \$'000
<b>Financial assets</b>		
Equity securities	351,088	323,022
Derivative financial instruments	7,869	3,077
	358,957	326,099
<b>Financial liabilities</b>		
Derivative financial instruments	700	1,845
	700	1,845

**NOTE 4. DIVIDEND PROFIT RESERVE**

The Company may set aside some or all of its undistributed profits to a separate dividend profit reserve, to facilitate the payment of future franked dividends, rather than maintaining these profits within accumulated losses. The current period profit after tax was transferred to the dividend profit reserve. The balance of this reserve is as follows.

	AS AT 31 DEC 2022 \$'000	AS AT 30 JUNE 2022 \$'000
Opening balance 1 July 2022 (1 July 2021)	111,457	127,112
Transfer of profit after income tax expense	22,274	4,828
Dividends paid	(8,818)	(20,483)
Closing balance	124,913	111,457

**NOTE 5. DIVIDENDS**

Dividends paid during the half-year were as follows:

	HALF-YEAR ENDED 31 DEC 2022 \$'000	HALF-YEAR ENDED 31 DEC 2021 \$'000
Final dividend paid for the 2021 financial year (4 cents per ordinary share)	-	11,687
Final dividend paid for the 2022 financial year (3 cents per ordinary share)	8,818	-
	8,818	11,687

*Dividends not recognised at half-year end*

On 16 February 2023, the Directors declared a 2023 fully-franked interim dividend of 3 cents per share (\$8,842,000) with a record date of 24 February 2023 and payable to shareholders on 17 March 2023, out of the dividend profit reserve.



**NOTE 5. DIVIDENDS (CONTINUED)****Franking credits**

	31 DEC 2022 \$'000	30 JUNE 2022 \$'000
Franking credits available at the balance date based on a tax rate of 30%	11,605	6,856
Franking credits/(debits) that will arise from the tax (receivable)/payable at the balance date based on a tax rate of 30%	1,371	7,137
Franking credits available for future franked dividends based on a tax rate of 30%	12,976	13,993
Franking debits that will be utilised from the payment of dividends determined subsequent to the balance date based on a tax rate of 30%	(3,789)	(3,779)
Net franking credits available based on a tax rate of 30%	9,187	10,214

At 31 December 2022, the available franking credit balance after providing for the 2023 interim dividend would enable the payment of a fully-franked dividend up to 7.3 cents per share.

**NOTE 6. ISSUED CAPITAL**

Shares on issue as at 31 December 2022 (and 30 June 2022) were as follows:

	31 DEC 2022 SHARES	30 JUNE 2022 SHARES	31 DEC 2022 \$'000	30 JUNE 2022 \$'000
Ordinary shares – fully paid	294,736,790	293,924,841	393,695	392,665

Movements in ordinary share capital during the half-year were as follows:

DETAILS	DATE	SHARES	\$'000
<b>31 DECEMBER 2022</b>			
Balance	1 Jul 2022	293,924,841	392,665
Dividend reinvestment plan	15 Sep 2022	789,061	1,002
Reinvestment of unclaimed dividends <sup>(a)</sup>	30 Sep 2022	22,888	28
Balance	31 Dec 2022	294,736,790	393,695

DETAILS	DATE	SHARES	\$'000
<b>31 DECEMBER 2021</b>			
Balance	1 Jul 2021	292,186,708	390,128
Dividend reinvestment plan	16 Sep 2021	980,679	1,431
Reinvestment of unclaimed dividends <sup>(a)</sup>	8 Oct 2021	18,187	26
Balance	31 Dec 2021	293,185,574	391,585

(a) Dividends that remain unclaimed after 6 months from payment date are automatically reinvested into additional shares in the Company.

**Ordinary shares**

Ordinary shares entitle the holder to participate in dividends and the proceeds on the winding up of the Company in proportion to the number of and amounts paid on the shares held. The fully paid ordinary shares have no par value and the Company does not have a limited amount of authorised capital.

**NOTE 6. ISSUED CAPITAL (CONTINUED)**

Every member is entitled to one vote and upon a poll, each share shall have one vote.

*Share buy-back*

On 8 April 2022, the Company announced an on-market share buy-back program, in which shares will be bought-back, should the Board consider that such is in the interest of shareholders as a whole. No shares have been bought-back as at 31 December 2022.

**NOTE 7. EARNINGS PER SHARE**

	HALF-YEAR ENDED 31 DEC 2022 \$'000	HALF-YEAR ENDED 31 DEC 2021 \$'000
Profit/(loss) after income tax attributable to the owners of Platinum Capital Limited	22,274	4,828
	<b>NUMBER</b>	<b>NUMBER</b>
Weighted average number of ordinary shares used in calculating basic and diluted earnings per share	294,399,554	292,765,396
	<b>CENTS</b>	<b>CENTS</b>
Basic earnings per share	7.57	1.65
Diluted earnings per share	7.57	1.65

**NOTE 8. STATEMENT OF POST-TAX NET TANGIBLE ASSET BACKING (NTA)**

Reconciling Net Tangible Asset backing (post-tax) in the statement of financial position to that reported to the ASX.

	AS AT 31 DEC 2022 \$'000	AS AT 30 JUNE 2022 \$'000
Post-tax Net Tangible Asset backing per statement of financial position	443,548	429,062
Adjustments	-	-
Post-tax Net Tangible Asset backing as reported to the ASX	443,548	429,062

**NOTE 9. FAIR VALUE MEASUREMENT***Fair value hierarchy*

AASB 13: *Fair Value Measurement* requires the Company to classify those assets and liabilities measured at fair value through profit or loss, using the following fair value hierarchy model (consistent with the hierarchy model applied to financial assets and liabilities at 30 June 2022):

- Level 1: Quoted prices (unadjusted) in active markets for identical assets or liabilities that the entity can access at the measurement date.
- Level 2: Inputs other than quoted prices included within Level 1 that are observable for the asset or liability, either directly or indirectly.
- Level 3: Unobservable inputs for the asset or liability.

The following table details the Company's assets and liabilities, measured as disclosed at fair value, using the three-level hierarchy model.

**NOTE 9. FAIR VALUE MEASUREMENT (CONTINUED)**

AS AT 31 DECEMBER 2022	LEVEL 1 \$'000	LEVEL 2 \$'000	LEVEL 3 \$'000	TOTAL \$'000
<b>Assets</b>				
Equity securities	351,047	41	-	351,088
Derivative financial instruments	479	7,390	-	7,869
<b>Total assets</b>	<b>351,526</b>	<b>7,431</b>	<b>-</b>	<b>358,957</b>

<b>Liabilities</b>				
Derivative financial instruments	-	700	-	700
<b>Total liabilities</b>	<b>-</b>	<b>700</b>	<b>-</b>	<b>700</b>

AS AT 30 JUNE 2022	LEVEL 1 \$'000	LEVEL 2 \$'000	LEVEL 3 \$'000	TOTAL \$'000
<b>Assets</b>				
Equity securities	312,027	10,993	2	323,022
Derivative financial instruments	748	2,329	-	3,077
<b>Total assets</b>	<b>312,775</b>	<b>13,322</b>	<b>2</b>	<b>326,099</b>

<b>Liabilities</b>				
Derivative financial instruments	-	1,845	-	1,845
<b>Total liabilities</b>	<b>-</b>	<b>1,845</b>	<b>-</b>	<b>1,845</b>

Below is a table showing the Level 3 fair value movement during the period.

	6 MONTHS ENDED 31 DEC 2022 \$'000	12 MONTHS ENDED 30 JUNE 2022 \$'000
Opening balance	2	8,938
Transfers to Level 1	-	(7,521)
Purchases during the period	-	574
Sales during the period	-	(561)
Gains/(losses) during the period	(2)	(1,428)
Closing balance	-	2

**Valuation process**

The valuation of each investment that the Company holds is the primary responsibility of the Investment Manager. The Investment Manager's Securities Pricing Committee has authority to review and approve valuation methodologies to be applied to determine the fair values of portfolio securities and other assets held by the Company for which no quoted market price is readily available, and to make recommendations to the Board.

**NOTE 9. FAIR VALUE MEASUREMENT (CONTINUED)**

The Securities Pricing Committee also assesses whether an adjustment is required to the quoted market price of any security, if it is considered that the quoted market price is not reasonable (for example securities with a so-called “stale” price). A register is maintained documenting the valuation used and the basis for the valuation of any security or investment that may be manually adjusted or manually priced. The Securities Pricing Committee meets on a quarterly basis, and also on an ad hoc basis as is required.

*Fair value of financial instruments not carried at fair value*

The carrying value of trade receivables and trade payables are assumed to approximate their fair values.

**NOTE 10. INVESTMENT MANAGER FEES**

The Investment Manager receives a monthly management fee for investment services provided in accordance with the Investment Management Agreement (the “Agreement”). The Agreement provides for a management fee payable monthly and calculated at 1.1% (June 2022: 1.1%) per annum of the adjusted portfolio value (which includes cash and deposits).

A performance fee is payable at 15%, at 30 June, of the amount by which the portfolio's annual performance exceeds the return achieved by the MSCI (MSCI is the Morgan Stanley Capital International All Country World Net Index in \$A). Where the portfolio's annual performance is less than the MSCI, the amount of the underperformance is aggregated, carried forward and deducted from the annual performance in the subsequent year before calculating any performance fee for that year. The aggregate underperformance is carried forward until a performance fee becomes payable.

For the 6 months to 31 December 2022, pre-tax performance of the portfolio was 7.4<sup>1</sup>% and the corresponding MSCI was 3.7%. This represents an outperformance of 3.7% against the MSCI for the current half-year. Taking into account the aggregate underperformance of 31.2% from the prior periods, no performance fee has been accrued. A total aggregate underperformance of 27.5% will need to be made up before a performance fee will be payable.

Management fees and performance fees paid and payable for the half-year ended 31 December 2022 is shown below:

	HALF-YEAR ENDED 31 DEC 2022 \$	HALF-YEAR ENDED 31 DEC 2021 \$
Management fees expense	2,390,519	2,622,809
Management fees paid	2,370,988	2,632,776
Management fees payable	416,586	440,019

In the event of termination of the Agreement by the Company for convenience, the Investment Manager will be eligible to receive a termination fee equivalent to the management fee of 1.1% of the portfolio value (adjusted for any taxes paid/refunded, dividends paid and capital flows) and the performance fee (calculated as set forth above) if any, for the period from the first business day of the month in which termination is effective to the date which is the first anniversary of that date.

Each party is required to provide three months' notice to terminate the Agreement. However, the Company may terminate the Agreement for cause at any time by written notice to the Investment Manager in certain instances.

**NOTE 11. EVENTS AFTER THE REPORTING PERIOD**

Apart from the dividend declared on 16 February 2023, as set out in Note 5 and the Directors' report, no other significant matter or circumstance has arisen since 31 December 2022 that has significantly affected, or may significantly affect the Company's operations, the results of those operations, or the Company's state of affairs in future financial years.


<sup>1</sup> The figure represents the 6 month return of the “Portfolio Value” (as defined in of the Investment Management Agreement), which is defined as the aggregate value of each asset or investment of the Company's portfolio. This differs from the Company's 6 month pre-tax NTA return of 7.5% referred to in the Directors' Report, which also includes non-portfolio and non-investment related assets and liabilities.

In the Directors' opinion:

- the attached financial statements and notes, set out on pages 7 to 16 comply with the *Corporations Act 2001*, Accounting Standards, the *Corporations Regulations 2001* and other mandatory professional reporting requirements;
- the attached financial statements and notes give a true and fair view of the Company's financial position as at 31 December 2022 and of its performance for the half-year ended on that date; and
- there are reasonable grounds to believe that the Company will be able to pay its debts as and when they become due and payable.

Signed in accordance with a resolution of Directors made pursuant to section 303(5)(a) of the *Corporations Act 2001*.


On behalf of the Directors



---

Margaret Towers  
Chairperson

16 February 2023  
Sydney



---

Richard Morath  
Director

## Independent auditor's review report to the members of Platinum Capital Limited

### Report on the half-year financial report

#### Conclusion

We have reviewed the half-year financial report of Platinum Capital Limited (the Company) which comprises the statement of financial position as at 31 December 2022, the statement of changes in equity, statement of cash flows and statement of profit or loss and other comprehensive income for the half-year ended on that date, significant accounting policies and explanatory notes and the directors' declaration.

Based on our review, which is not an audit, we have not become aware of any matter that makes us believe that the accompanying half-year financial report of Platinum Capital Limited does not comply with the *Corporations Act 2001* including:

1. giving a true and fair view of the Company's financial position as at 31 December 2022 and of its performance for the half-year ended on that date
2. complying with Accounting Standard AASB 134 *Interim Financial Reporting* and the *Corporations Regulations 2001*.

#### Basis for conclusion

We conducted our review in accordance with ASRE 2410 *Review of a Financial Report Performed by the Independent Auditor of the Entity* (ASRE 2410). Our responsibilities are further described in the *Auditor's responsibilities for the review of the half-year financial report* section of our report.

We are independent of the Company in accordance with the auditor independence requirements of the *Corporations Act 2001* and the ethical requirements of the Accounting Professional & Ethical Standards Board's APES 110 *Code of Ethics for Professional Accountants (including Independence Standards)* (the Code) that are relevant to the audit of the annual financial report in Australia. We have also fulfilled our other ethical responsibilities in accordance with the Code.

#### Responsibilities of the directors for the half-year financial report

The directors of the Company are responsible for the preparation of the half-year financial report that gives a true and fair view in accordance with Australian Accounting Standards and the *Corporations Act 2001* and for such internal control as the directors determine is necessary to enable the preparation of the half-year financial report that gives a true and fair view and is free from material misstatement whether due to fraud or error.



### **Auditor's responsibilities for the review of the half-year financial report**

Our responsibility is to express a conclusion on the half-year financial report based on our review. ASRE 2410 requires us to conclude whether we have become aware of any matter that makes us believe that the half-year financial report is not in accordance with the *Corporations Act 2001* including giving a true and fair view of the Company's financial position as at 31 December 2022 and of its performance for the half-year ended on that date, and complying with Accounting Standard AASB 134 *Interim Financial Reporting* and the *Corporations Regulations 2001*.

A review of a half-year financial report consists of making enquiries, primarily of persons responsible for financial and accounting matters, and applying analytical and other review procedures. A review is substantially less in scope than an audit conducted in accordance with Australian Auditing Standards and consequently does not enable us to obtain assurance that we would become aware of all significant matters that might be identified in an audit. Accordingly, we do not express an audit opinion.

A stylized, handwritten signature in black ink, likely representing the PricewaterhouseCoopers firm.

PricewaterhouseCoopers

A handwritten signature in black ink, likely belonging to CJ Cummins.

CJ Cummins  
Partner

Sydney  
16 February 2023