

**Form 604**Corporations Act 2001  
Section 671B**Notice of change of interests of substantial holder**To Company Name/Scheme **COMMONWEALTH BANK OF AUSTRALIA**ACN/ARSN **123 123 124****1. Details of substantial holder (1)**Name **State Street Corporation and subsidiaries named in Annexures to this form**

ACN/ARSN (if applicable)

There was a change in the interests of the substantial holder on

**08/04/2024**

The previous notice was given to the company on

**11/08/2022**

The previous notice was dated

**09/08/2022****2. Previous and present voting power**

The total number of votes attached to all the voting shares in the company or voting interests in the scheme that the substantial holder or an associate (2) had a relevant interest (3) in when last required, and when now required, to give a substantial holding notice to the company or scheme, are as follows:

Class of securities (4)	Previous notice		Present notice	
	Person's votes	Voting power (5)	Person's votes	Voting power (5)
<b>Ordinary</b>	<b>85,958,857</b>	<b>5.05%</b>	<b>101,418,394</b>	<b>6.06%</b>

**3. Changes in relevant interests**

Particulars of each change in, or change in the nature of, a relevant interest of the substantial holder or an associate in voting securities of the company or scheme, since the substantial holder was last required to give a substantial holding notice to the company or scheme are as follows:

Date of change	Person whose relevant interest changed	Nature of change (6)	Consideration given in relation to change (7)	Class and number of securities affected	Person's votes affected
<b>Annexure B, D &amp; E</b>					

**4. Present relevant interests**

Particulars of each relevant interest of the substantial holder in voting securities after the change are as follows:

Holder of relevant interest	Registered holder of securities	Person entitled to be registered as holder (8)	Nature of relevant interest (6)	Class and number of securities	Person's votes
<b>Annexure A</b>					

## 5. Changes in association

The persons who have become associates (2) of, ceased to be associates of, or have changed the nature of their association (9) with, the substantial holder in relation to voting interests in the company or scheme are as follows:

Name and ACN/ARSN (if applicable)	Nature of association

## 6. Addresses

The addresses of persons named in this form are as follows:

Name	Address
<b>Annexure C</b>	

## Signature


print name **Alok Maheshwary** capacity **Authorised signatory**

sign here  date **10/04/2024**

## DIRECTIONS

- (1) If there are a number of substantial holders with similar or related relevant interests (eg. a corporation and its related corporations, or the manager and trustee of an equity trust), the names could be included in an annexure to the form. If the relevant interests of a group of persons are essentially similar, they may be referred to throughout the form as a specifically named group if the membership of each group, with the names and addresses of members is clearly set out in paragraph 6 of the form.
- (2) See the definition of "associate" in section 9 of the Corporations Act 2001.
- (3) See the definition of "relevant interest" in sections 608 and 671B(7) of the Corporations Act 2001.
- (4) The voting shares of a company constitute one class unless divided into separate classes.
- (5) The person's votes divided by the total votes in the body corporate or scheme multiplied by 100.
- (6) Include details of:
  - (a) any relevant agreement or other circumstances because of which the change in relevant interest occurred. If subsection 671B(4) applies, a copy of any document setting out the terms of any relevant agreement, and a statement by the person giving full and accurate details of any contract, scheme or arrangement, must accompany this form, together with a written statement certifying this contract, scheme or arrangement; and
  - (b) any qualification of the power of a person to exercise, control the exercise of, or influence the exercise of, the voting powers or disposal of the securities to which the relevant interest relates (indicating clearly the particular securities to which the qualification applies).

See the definition of "relevant agreement" in section 9 of the Corporations Act 2001.
- (7) Details of the consideration must include any and all benefits, money and other, that any person from whom a relevant interest was acquired has, or may, become entitled to receive in relation to that acquisition. Details must be included even if the benefit is conditional on the happening or not of a contingency. Details must be included of any benefit paid on behalf of the substantial holder or its associate in relation to the acquisitions, even if they are not paid directly to the person from whom the relevant interest was acquired.
- (8) If the substantial holder is unable to determine the identity of the person (eg. if the relevant interest arises because of an option) write "unknown".
- (9) Give details, if appropriate, of the present association and any change in that association since the last substantial holding notice.

  
 10 April 2024  
 Alok Maheshwary  
 Authorised Signatory


## 4. Present relevant interests

Holder of relevant interest	Nature of Relevant Interest	Registered Holder of securities	Person Entitled to be registered as holder	Class and number of Securities		Person's votes
SSGA FUNDS MANAGEMENT, INC.	Power to control the exercise of a right to vote attached to securities and/or the power to dispose of securities as investment manager or trustee	Bank of New York Mellon	n/a	Ordinary	8,191	8,191
SSGA FUNDS MANAGEMENT, INC.	Power to control the exercise of a right to vote attached to securities and/or the power to dispose of securities as investment manager or trustee	Brown Brothers Harriman and Co	n/a	Ordinary	40,340	40,340
SSGA FUNDS MANAGEMENT, INC.	Power to control the exercise of a right to vote attached to securities and/or the power to dispose of securities as investment manager or trustee	Citibank NA	n/a	Ordinary	57,693	57,693
SSGA FUNDS MANAGEMENT, INC.	Power to control the exercise of a right to vote attached to securities and/or the power to dispose of securities as investment manager or trustee	State Street Bank and Trust Co	n/a	Ordinary	2,504,185	2,504,185
STATE STREET GLOBAL ADVISORS (JAPAN) CO., LTD.	Power to control the exercise of a right to vote attached to securities and/or the power to dispose of securities as investment manager or trustee	Brown Brothers Harriman and Co	n/a	Ordinary	463,427	463,427
STATE STREET GLOBAL ADVISORS (JAPAN) CO., LTD.	Power to control the exercise of a right to vote attached to securities and/or the power to dispose of securities as investment manager or trustee	JPMorgan AG	n/a	Ordinary	126,389	126,389
STATE STREET GLOBAL ADVISORS (JAPAN) CO., LTD.	Power to control the exercise of a right to vote attached to securities and/or the power to dispose of securities as investment manager or trustee	State Street Bank and Trust Co	n/a	Ordinary	2,335,681	2,335,681
STATE STREET GLOBAL ADVISORS (JAPAN) CO., LTD.	Power to control the exercise of a right to vote attached to securities and/or the power to dispose of securities as investment manager or trustee	Sumitomo Trust and Banking Co USA	n/a	Ordinary	154,027	154,027
STATE STREET GLOBAL ADVISORS ASIA LIMITED	Power to control the exercise of a right to vote attached to securities and/or the power to dispose of securities as investment manager or trustee	Bank of New York Mellon	n/a	Ordinary	23,276	23,276
STATE STREET GLOBAL ADVISORS ASIA LIMITED	Power to control the exercise of a right to vote attached to securities and/or the power to dispose of securities as investment manager or trustee	Citibank NA	n/a	Ordinary	33,175	33,175
STATE STREET GLOBAL ADVISORS ASIA LIMITED	Power to control the exercise of a right to vote attached to securities and/or the power to dispose of securities as investment manager or trustee	JPMorgan AG	n/a	Ordinary	68,714	68,714
STATE STREET GLOBAL ADVISORS ASIA LIMITED	Power to control the exercise of a right to vote attached to securities and/or the power to dispose of securities as investment manager or trustee	Northern Trust Company	n/a	Ordinary	151,868	151,868
STATE STREET GLOBAL ADVISORS ASIA LIMITED	Power to control the exercise of a right to vote attached to securities and/or the power to dispose of securities as investment manager or trustee	State Street Bank and Trust Co	n/a	Ordinary	79,738	79,738
STATE STREET GLOBAL ADVISORS EUROPE LIMITED	Power to control the exercise of a right to vote attached to securities and/or the power to dispose of securities as investment manager or trustee	Bank of New York Mellon	n/a	Ordinary	836,551	836,551
STATE STREET GLOBAL ADVISORS EUROPE LIMITED	Power to control the exercise of a right to vote attached to securities and/or the power to dispose of securities as investment manager or trustee	BNP Paribas	n/a	Ordinary	45,188	45,188
STATE STREET GLOBAL ADVISORS EUROPE LIMITED	Power to control the exercise of a right to vote attached to securities and/or the power to dispose of securities as investment manager or trustee	Cace's Bank Luxembourg	n/a	Ordinary	74,558	74,558
STATE STREET GLOBAL ADVISORS EUROPE LIMITED	Power to control the exercise of a right to vote attached to securities and/or the power to dispose of securities as investment manager or trustee	Citibank NA	n/a	Ordinary	24,769	24,769
STATE STREET GLOBAL ADVISORS EUROPE LIMITED	Power to control the exercise of a right to vote attached to securities and/or the power to dispose of securities as investment manager or trustee	JPMorgan AG	n/a	Ordinary	252,222	252,222
STATE STREET GLOBAL ADVISORS EUROPE LIMITED	Power to control the exercise of a right to vote attached to securities and/or the power to dispose of securities as investment manager or trustee	Northern Trust Company	n/a	Ordinary	286,233	286,233
STATE STREET GLOBAL ADVISORS EUROPE LIMITED	Power to control the exercise of a right to vote attached to securities and/or the power to dispose of securities as investment manager or trustee	Nykredit Bank A.S	n/a	Ordinary	204,114	204,114
STATE STREET GLOBAL ADVISORS EUROPE LIMITED	Power to control the exercise of a right to vote attached to securities and/or the power to dispose of securities as investment manager or trustee	State Street Bank and Trust Co	n/a	Ordinary	913,527	913,527
STATE STREET GLOBAL ADVISORS LIMITED	Power to control the exercise of a right to vote attached to securities and/or the power to dispose of securities as investment manager or trustee	Bank of New York Mellon	n/a	Ordinary	69,426	69,426
STATE STREET GLOBAL ADVISORS LIMITED	Power to control the exercise of a right to vote attached to securities and/or the power to dispose of securities as investment manager or trustee	BFF Bank S.p.A.	n/a	Ordinary	21,654	21,654
STATE STREET GLOBAL ADVISORS LIMITED	Power to control the exercise of a right to vote attached to securities and/or the power to dispose of securities as investment manager or trustee	BNP Paribas	n/a	Ordinary	4,286	4,286
STATE STREET GLOBAL ADVISORS LIMITED	Power to control the exercise of a right to vote attached to securities and/or the power to dispose of securities as investment manager or trustee	Citibank NA	n/a	Ordinary	84,981	84,981
STATE STREET GLOBAL ADVISORS LIMITED	Power to control the exercise of a right to vote attached to securities and/or the power to dispose of securities as investment manager or trustee	JPMorgan AG	n/a	Ordinary	174,030	174,030
STATE STREET GLOBAL ADVISORS LIMITED	Power to control the exercise of a right to vote attached to securities and/or the power to dispose of securities as investment manager or trustee	Northern Trust Company	n/a	Ordinary	120,042	120,042
STATE STREET GLOBAL ADVISORS LIMITED	Power to control the exercise of a right to vote attached to securities and/or the power to dispose of securities as investment manager or trustee	Pictet and Cie	n/a	Ordinary	40,780	40,780
STATE STREET GLOBAL ADVISORS LIMITED	Power to control the exercise of a right to vote attached to securities and/or the power to dispose of securities as investment manager or trustee	State Street Bank and Trust Co	n/a	Ordinary	4,115,853	4,115,853
STATE STREET GLOBAL ADVISORS LIMITED	Power to control the exercise of a right to vote attached to securities and/or the power to dispose of securities as investment manager or trustee	UBS AG	n/a	Ordinary	402,269	402,269
STATE STREET GLOBAL ADVISORS SINGAPORE LIMITED	Power to control the exercise of a right to vote attached to securities and/or the power to dispose of securities as investment manager or trustee	State Street Bank and Trust Co	n/a	Ordinary	15,797	15,797
STATE STREET GLOBAL ADVISORS TRUST COMPANY	Power to control the exercise of a right to vote attached to securities and/or the power to dispose of securities as investment manager or trustee	Bank of New York Mellon	n/a	Ordinary	1,186,289	1,186,289
STATE STREET GLOBAL ADVISORS TRUST COMPANY	Power to control the exercise of a right to vote attached to securities and/or the power to dispose of securities as investment manager or trustee	Brown Brothers Harriman and Co	n/a	Ordinary	13,831	13,831

STATE STREET GLOBAL ADVISORS TRUST COMPANY	Power to control the exercise of a right to vote attached to securities and/or the power to dispose of securities as investment manager or trustee	Fiduciary Trust	n/a	Ordinary	500	500
STATE STREET GLOBAL ADVISORS TRUST COMPANY	Power to control the exercise of a right to vote attached to securities and/or the power to dispose of securities as investment manager or trustee	JPMorgan AG	n/a	Ordinary	244,466	244,466
STATE STREET GLOBAL ADVISORS TRUST COMPANY	Power to control the exercise of a right to vote attached to securities and/or the power to dispose of securities as investment manager or trustee	Northern Trust Company	n/a	Ordinary	1,144,542	1,144,542
STATE STREET GLOBAL ADVISORS TRUST COMPANY	Power to control the exercise of a right to vote attached to securities and/or the power to dispose of securities as investment manager or trustee	State Street Bank and Trust Co	n/a	Ordinary	15,953,781	15,953,781
STATE STREET GLOBAL ADVISORS TRUST COMPANY	Power to control the exercise of a right to vote attached to securities and/or the power to dispose of securities as investment manager or trustee	US Bank Trust	n/a	Ordinary	3,512	3,512
STATE STREET GLOBAL ADVISORS TRUST COMPANY	Power to control the exercise of a right to vote attached to securities and/or the power to dispose of securities as investment manager or trustee	Wilmington Trust Co	n/a	Ordinary	1,080	1,080
STATE STREET GLOBAL ADVISORS, AUSTRALIA, LIMITED	Power to control the exercise of a right to vote attached to securities and/or the power to dispose of securities as investment manager or trustee	BNP Paribas	n/a	Ordinary	610,791	610,791
STATE STREET GLOBAL ADVISORS, AUSTRALIA, LIMITED	Power to control the exercise of a right to vote attached to securities and/or the power to dispose of securities as investment manager or trustee	JPMorgan AG	n/a	Ordinary	6,863,217	6,863,217
STATE STREET GLOBAL ADVISORS, AUSTRALIA, LIMITED	Power to control the exercise of a right to vote attached to securities and/or the power to dispose of securities as investment manager or trustee	National Australian Bank LTD	n/a	Ordinary	213,224	213,224
STATE STREET GLOBAL ADVISORS, AUSTRALIA, LIMITED	Power to control the exercise of a right to vote attached to securities and/or the power to dispose of securities as investment manager or trustee	Northern Trust Company	n/a	Ordinary	16,832,098	16,832,098
STATE STREET GLOBAL ADVISORS, AUSTRALIA, LIMITED	Power to control the exercise of a right to vote attached to securities and/or the power to dispose of securities as investment manager or trustee	State Street Bank and Trust Co	n/a	Ordinary	42,521,656	42,521,656
STATE STREET GLOBAL ADVISORS, LTD.	Power to control the exercise of a right to vote attached to securities and/or the power to dispose of securities as investment manager or trustee	CIBC Mellon	n/a	Ordinary	47,235	47,235
STATE STREET GLOBAL ADVISORS, LTD.	Power to control the exercise of a right to vote attached to securities and/or the power to dispose of securities as investment manager or trustee	State Street Bank and Trust Co	n/a	Ordinary	115,945	115,945
STATE STREET SAUDI ARABIA FINANCIAL SOLUTIONS COMPANY	Power to control the exercise of a right to vote attached to securities and/or the power to dispose of securities as investment manager or trustee	Northern Trust Company	n/a	Ordinary	273	273
STATE STREET BANK AND TRUST COMPANY	For borrowed and on-lent securities:  Relevant interest under section 608(1) being the right, as lender, to recall shares under a securities loan	UNKNOWN	STATE STREET BANK AND TRUST COMPANY	Ordinary	12,616	12,616
STATE STREET BANK AND TRUST COMPANY	For borrowed and on-lent securities:  Relevant interest under section 608(1) being the right, as lender, to recall shares under a securities loan	UNKNOWN	STATE STREET BANK AND TRUST COMPANY	Ordinary	2,222	2,222
STATE STREET BANK AND TRUST COMPANY	For Lent securities:  Relevant interest under section 608(8A) being the holder of securities subject to an obligation to return under a securities lending agreement. State Street Bank and Trust Company has lent the securities and retains a relevant interest	ALLIANCE BERNSTEIN	ALLIANCE BERNSTEIN	Ordinary	4,020	4,020
STATE STREET BANK AND TRUST COMPANY	For Lent securities:  Relevant interest under section 608(8A) being the holder of securities subject to an obligation to return under a securities lending agreement. State Street Bank and Trust Company has lent the securities and retains a relevant interest	AWARE SUPER PTY LTD AS TRUSTEE OF THE AWARE SUPER	AWARE SUPER PTY LTD AS TRUSTEE OF THE AWARE SUPER	Ordinary	800,398	800,398
STATE STREET BANK AND TRUST COMPANY	For Lent securities:  Relevant interest under section 608(8A) being the holder of securities subject to an obligation to return under a securities lending agreement. State Street Bank and Trust Company has lent the securities and retains a relevant interest	CONFIDENTIAL CLIENT ASIA A	CONFIDENTIAL CLIENT ASIA A	Ordinary	96,599	96,599
STATE STREET BANK AND TRUST COMPANY	For Lent securities:  Relevant interest under section 608(8A) being the holder of securities subject to an obligation to return under a securities lending agreement. State Street Bank and Trust Company has lent the securities and retains a relevant interest	CONFIDENTIAL CLIENT KK	CONFIDENTIAL CLIENT KK	Ordinary	147,430	147,430
STATE STREET BANK AND TRUST COMPANY	For Lent securities:  Relevant interest under section 608(8A) being the holder of securities subject to an obligation to return under a securities lending agreement. State Street Bank and Trust Company has lent the securities and retains a relevant interest	CONFIDENTIAL CLIENT N	CONFIDENTIAL CLIENT N	Ordinary	275,671	275,671
STATE STREET BANK AND TRUST COMPANY	For Lent securities:  Relevant interest under section 608(8A) being the holder of securities subject to an obligation to return under a securities lending agreement. State Street Bank and Trust Company has lent the securities and retains a relevant interest	LOS ANGELES COUNTY EMPLOYEES RETIREMENT ASSOCIATION	LOS ANGELES COUNTY EMPLOYEES RETIREMENT ASSOCIATION	Ordinary	37,795	37,795
STATE STREET BANK AND TRUST COMPANY	For Lent securities:  Relevant interest under section 608(8A) being the holder of securities subject to an obligation to return under a securities lending agreement. State Street Bank and Trust Company has lent the securities and retains a relevant interest	RETIREMENT SYSTEMS OF ALABAMA	RETIREMENT SYSTEMS OF ALABAMA	Ordinary	18,963	18,963
STATE STREET BANK AND TRUST COMPANY	For Lent securities:  Relevant interest under section 608(8A) being the holder of securities subject to an obligation to return under a securities lending agreement. State Street Bank and Trust Company has lent the securities and retains a relevant interest	SEA1	SEA1	Ordinary	7,370	7,370
STATE STREET BANK AND TRUST COMPANY	For Lent securities:  Relevant interest under section 608(8A) being the holder of securities subject to an obligation to return under a securities lending agreement. State Street Bank and Trust Company has lent the securities and retains a relevant interest	SSGA SPDR INDEX SHARE FUNDS	SSGA SPDR INDEX SHARE FUNDS	Ordinary	7,436	7,436



STATE STREET BANK AND TRUST COMPANY	For lent securities:  Relevant interest under section 608(8A) being the holder of securities subject to an obligation to return under a securities lending agreement. State Street Bank and Trust Company has lent the securities and retains a relevant interest	WISDOMTREE TRUST	WISDOMTREE TRUST	Ordinary	7,450	7,450
STATE STREET BANK AND TRUST COMPANY	For collateral securities:  Relevant interest under section 608(8A) being the right, as lender, to dispose of shares transferred to secure a securities loan	THE BARCLAYS GROUP	THE BARCLAYS GROUP	Ordinary	515,000	515,000

  
 Alok Maheshwary  
 Authorised Signatory

10 April 2024

## 3. Changes in relevant interests

Date of Change	Person whose relevant interest changed	Nature of Change	Consideration given in relation to Change	Class and number of Securities affected	Person's Votes affected
23-Aug-2022	STATE STREET GLOBAL ADVISORS (JAPAN) CO., LTD.	Purchase	97.02	Ordinary	309
31-Aug-2022	STATE STREET GLOBAL ADVISORS (JAPAN) CO., LTD.	Purchase	96.82	Ordinary	988
31-Aug-2022	STATE STREET GLOBAL ADVISORS (JAPAN) CO., LTD.	Purchase	97.47	Ordinary	13,002
06-Sep-2022	STATE STREET GLOBAL ADVISORS (JAPAN) CO., LTD.	Sale	96.11	Ordinary	(187)
09-Sep-2022	STATE STREET GLOBAL ADVISORS (JAPAN) CO., LTD.	In specie application	n/a	Ordinary	38,277
12-Sep-2022	STATE STREET GLOBAL ADVISORS (JAPAN) CO., LTD.	Purchase	96.33	Ordinary	94,291
16-Sep-2022	STATE STREET GLOBAL ADVISORS (JAPAN) CO., LTD.	Sale	94.55	Ordinary	(3,415)
20-Sep-2022	STATE STREET GLOBAL ADVISORS (JAPAN) CO., LTD.	Purchase	96.42	Ordinary	103,542
30-Sep-2022	STATE STREET GLOBAL ADVISORS (JAPAN) CO., LTD.	Purchase	90.70	Ordinary	16,565
06-Oct-2022	STATE STREET GLOBAL ADVISORS (JAPAN) CO., LTD.	Purchase	96.81	Ordinary	60,703
11-Oct-2022	STATE STREET GLOBAL ADVISORS (JAPAN) CO., LTD.	Purchase	94.00	Ordinary	6,978
28-Oct-2022	STATE STREET GLOBAL ADVISORS (JAPAN) CO., LTD.	Sale	103.17	Ordinary	(45,639)
31-Oct-2022	STATE STREET GLOBAL ADVISORS (JAPAN) CO., LTD.	Sale	104.68	Ordinary	(2,298)
02-Nov-2022	STATE STREET GLOBAL ADVISORS (JAPAN) CO., LTD.	Sale	105.94	Ordinary	(55,864)
07-Nov-2022	STATE STREET GLOBAL ADVISORS (JAPAN) CO., LTD.	Sale	102.97	Ordinary	(57,539)
11-Nov-2022	STATE STREET GLOBAL ADVISORS (JAPAN) CO., LTD.	In specie application	n/a	Ordinary	4,592
11-Nov-2022	STATE STREET GLOBAL ADVISORS (JAPAN) CO., LTD.	In specie redemption	n/a	Ordinary	(4,592)
14-Nov-2022	STATE STREET GLOBAL ADVISORS (JAPAN) CO., LTD.	Sale	105.10	Ordinary	(716)
23-Nov-2022	STATE STREET GLOBAL ADVISORS (JAPAN) CO., LTD.	Purchase	108.07	Ordinary	143
25-Nov-2022	STATE STREET GLOBAL ADVISORS (JAPAN) CO., LTD.	Sale	109.04	Ordinary	(2,367)
30-Nov-2022	STATE STREET GLOBAL ADVISORS (JAPAN) CO., LTD.	Purchase	107.86	Ordinary	7,289
30-Nov-2022	STATE STREET GLOBAL ADVISORS (JAPAN) CO., LTD.	Sale	107.86	Ordinary	(997)
02-Dec-2022	STATE STREET GLOBAL ADVISORS (JAPAN) CO., LTD.	Sale	106.88	Ordinary	(45,205)
07-Dec-2022	STATE STREET GLOBAL ADVISORS (JAPAN) CO., LTD.	Purchase	105.00	Ordinary	166
08-Dec-2022	STATE STREET GLOBAL ADVISORS (JAPAN) CO., LTD.	Sale	105.32	Ordinary	(64,846)
09-Dec-2022	STATE STREET GLOBAL ADVISORS (JAPAN) CO., LTD.	Sale	104.90	Ordinary	(65,244)
12-Dec-2022	STATE STREET GLOBAL ADVISORS (JAPAN) CO., LTD.	Sale	105.28	Ordinary	(60,423)
13-Dec-2022	STATE STREET GLOBAL ADVISORS (JAPAN) CO., LTD.	Purchase	106.44	Ordinary	5,238
22-Dec-2022	STATE STREET GLOBAL ADVISORS (JAPAN) CO., LTD.	Purchase	105.70	Ordinary	50,915
23-Dec-2022	STATE STREET GLOBAL ADVISORS (JAPAN) CO., LTD.	Purchase	104.72	Ordinary	47,855
05-Jan-2023	STATE STREET GLOBAL ADVISORS (JAPAN) CO., LTD.	Purchase	103.40	Ordinary	36,665
10-Jan-2023	STATE STREET GLOBAL ADVISORS (JAPAN) CO., LTD.	Purchase	103.32	Ordinary	2,095
17-Jan-2023	STATE STREET GLOBAL ADVISORS (JAPAN) CO., LTD.	Purchase	107.44	Ordinary	267
07-Feb-2023	STATE STREET GLOBAL ADVISORS (JAPAN) CO., LTD.	Sale	110.32	Ordinary	(58,029)
28-Feb-2023	STATE STREET GLOBAL ADVISORS (JAPAN) CO., LTD.	Purchase	100.69	Ordinary	3,053
28-Feb-2023	STATE STREET GLOBAL ADVISORS (JAPAN) CO., LTD.	Sale	100.69	Ordinary	(1,442)
09-Mar-2023	STATE STREET GLOBAL ADVISORS (JAPAN) CO., LTD.	Sale	98.87	Ordinary	(15,502)
14-Mar-2023	STATE STREET GLOBAL ADVISORS (JAPAN) CO., LTD.	Purchase	95.25	Ordinary	4,355
22-Mar-2023	STATE STREET GLOBAL ADVISORS (JAPAN) CO., LTD.	Sale	97.14	Ordinary	(276)
19-Apr-2023	STATE STREET GLOBAL ADVISORS (JAPAN) CO., LTD.	Sale	99.36	Ordinary	(270)
27-Apr-2023	STATE STREET GLOBAL ADVISORS (JAPAN) CO., LTD.	Purchase	99.10	Ordinary	7,277
25-May-2023	STATE STREET GLOBAL ADVISORS (JAPAN) CO., LTD.	Sale	97.08	Ordinary	(4,103)
31-May-2023	STATE STREET GLOBAL ADVISORS (JAPAN) CO., LTD.	Purchase	96.76	Ordinary	3,191
31-May-2023	STATE STREET GLOBAL ADVISORS (JAPAN) CO., LTD.	Sale	96.78	Ordinary	(2,346)
13-Jun-2023	STATE STREET GLOBAL ADVISORS (JAPAN) CO., LTD.	Sale	96.52	Ordinary	(2,127)
16-Jun-2023	STATE STREET GLOBAL ADVISORS (JAPAN) CO., LTD.	Purchase	99.18	Ordinary	46,554
22-Jun-2023	STATE STREET GLOBAL ADVISORS (JAPAN) CO., LTD.	Purchase	100.12	Ordinary	7,960
29-Jun-2023	STATE STREET GLOBAL ADVISORS (JAPAN) CO., LTD.	Sale	105.70	Ordinary	(51,885)
30-Jun-2023	STATE STREET GLOBAL ADVISORS (JAPAN) CO., LTD.	Sale	100.27	Ordinary	(1,438)
05-Jul-2023	STATE STREET GLOBAL ADVISORS (JAPAN) CO., LTD.	Sale	101.77	Ordinary	(65,808)
05-Jul-2023	STATE STREET GLOBAL ADVISORS (JAPAN) CO., LTD.	Sale	101.78	Ordinary	(9,702)
07-Jul-2023	STATE STREET GLOBAL ADVISORS (JAPAN) CO., LTD.	Sale	98.73	Ordinary	(2,294)
07-Jul-2023	STATE STREET GLOBAL ADVISORS (JAPAN) CO., LTD.	Sale	98.87	Ordinary	(21,540)
10-Jul-2023	STATE STREET GLOBAL ADVISORS (JAPAN) CO., LTD.	Sale	98.63	Ordinary	(46,097)
24-Jul-2023	STATE STREET GLOBAL ADVISORS (JAPAN) CO., LTD.	Purchase	104.78	Ordinary	2,795
02-Aug-2023	STATE STREET GLOBAL ADVISORS (JAPAN) CO., LTD.	Sale	103.70	Ordinary	(134,691)
03-Aug-2023	STATE STREET GLOBAL ADVISORS (JAPAN) CO., LTD.	Sale	102.44	Ordinary	(624)
31-Aug-2023	STATE STREET GLOBAL ADVISORS (JAPAN) CO., LTD.	Sale	102.12	Ordinary	(1,238)
31-Aug-2023	STATE STREET GLOBAL ADVISORS (JAPAN) CO., LTD.	Sale	102.18	Ordinary	(869)
08-Sep-2023	STATE STREET GLOBAL ADVISORS (JAPAN) CO., LTD.	Sale	100.81	Ordinary	(2,040)
12-Sep-2023	STATE STREET GLOBAL ADVISORS (JAPAN) CO., LTD.	Purchase	102.11	Ordinary	6,083
27-Sep-2023	STATE STREET GLOBAL ADVISORS (JAPAN) CO., LTD.	Purchase	100.45	Ordinary	16,772
28-Sep-2023	STATE STREET GLOBAL ADVISORS (JAPAN) CO., LTD.	Purchase	99.94	Ordinary	19,717
29-Sep-2023	STATE STREET GLOBAL ADVISORS (JAPAN) CO., LTD.	Purchase	99.97	Ordinary	1,780
03-Oct-2023	STATE STREET GLOBAL ADVISORS (JAPAN) CO., LTD.	Sale	99.69	Ordinary	(1,205)
11-Oct-2023	STATE STREET GLOBAL ADVISORS (JAPAN) CO., LTD.	Purchase	100.64	Ordinary	5,675
11-Oct-2023	STATE STREET GLOBAL ADVISORS (JAPAN) CO., LTD.	Sale	100.64	Ordinary	(1,80)
25-Oct-2023	STATE STREET GLOBAL ADVISORS (JAPAN) CO., LTD.	Sale	97.35	Ordinary	(1,116)
26-Oct-2023	STATE STREET GLOBAL ADVISORS (JAPAN) CO., LTD.	Sale	97.00	Ordinary	(748)
06-Nov-2023	STATE STREET GLOBAL ADVISORS (JAPAN) CO., LTD.	Purchase	100.42	Ordinary	4,705
30-Nov-2023	STATE STREET GLOBAL ADVISORS (JAPAN) CO., LTD.	Purchase	104.62	Ordinary	416
30-Nov-2023	STATE STREET GLOBAL ADVISORS (JAPAN) CO., LTD.	Purchase	104.62	Ordinary	756
30-Nov-2023	STATE STREET GLOBAL ADVISORS (JAPAN) CO., LTD.	Purchase	104.62	Ordinary	3,012
30-Nov-2023	STATE STREET GLOBAL ADVISORS (JAPAN) CO., LTD.	Purchase	104.62	Ordinary	1,182
30-Nov-2023	STATE STREET GLOBAL ADVISORS (JAPAN) CO., LTD.	Purchase	104.62	Ordinary	5,679
30-Nov-2023	STATE STREET GLOBAL ADVISORS (JAPAN) CO., LTD.	Sale	104.66	Ordinary	(840)
06-Dec-2023	STATE STREET GLOBAL ADVISORS (JAPAN) CO., LTD.	Sale	106.38	Ordinary	(18,266)
12-Dec-2023	STATE STREET GLOBAL ADVISORS (JAPAN) CO., LTD.	Purchase	107.41	Ordinary	4,668
10-Jan-2024	STATE STREET GLOBAL ADVISORS (JAPAN) CO., LTD.	Sale	104.62	Ordinary	(2,396)
23-Jan-2024	STATE STREET GLOBAL ADVISORS (JAPAN) CO., LTD.	Sale	115.66	Ordinary	(4,101)
24-Jan-2024	STATE STREET GLOBAL ADVISORS (JAPAN) CO., LTD.	Sale	114.70	Ordinary	(2,316)
29-Jan-2024	STATE STREET GLOBAL ADVISORS (JAPAN) CO., LTD.	Sale	116.00	Ordinary	(1,296)
31-Jan-2024	STATE STREET GLOBAL ADVISORS (JAPAN) CO., LTD.	Sale	117.52	Ordinary	(41,513)
31-Jan-2024	STATE STREET GLOBAL ADVISORS (JAPAN) CO., LTD.	Sale	117.53	Ordinary	(1,629)
07-Feb-2024	STATE STREET GLOBAL ADVISORS (JAPAN) CO., LTD.	Purchase	114.55	Ordinary	896
08-Feb-2024	STATE STREET GLOBAL ADVISORS (JAPAN) CO., LTD.	Sale	115.78	Ordinary	(10,709)
15-Feb-2024	STATE STREET GLOBAL ADVISORS (JAPAN) CO., LTD.	Sale	114.16	Ordinary	(11,832)
21-Feb-2024	STATE STREET GLOBAL ADVISORS (JAPAN) CO., LTD.	Sale	114.62	Ordinary	(13,165)
27-Feb-2024	STATE STREET GLOBAL ADVISORS (JAPAN) CO., LTD.	Sale	117.03	Ordinary	(38,238)
28-Feb-2024	STATE STREET GLOBAL ADVISORS (JAPAN) CO., LTD.	Sale	115.96	Ordinary	(17,094)
29-Feb-2024	STATE STREET GLOBAL ADVISORS (JAPAN) CO., LTD.	Purchase	116.41	Ordinary	8,727
29-Feb-2024	STATE STREET GLOBAL ADVISORS (JAPAN) CO., LTD.	Sale	116.37	Ordinary	(40,514)
29-Feb-2024	STATE STREET GLOBAL ADVISORS (JAPAN) CO., LTD.	Sale	116.41	Ordinary	(2,164)
06-Mar-2024	STATE STREET GLOBAL ADVISORS (JAPAN) CO., LTD.	Sale	118.24	Ordinary	(15,625)
08-Mar-2024	STATE STREET GLOBAL ADVISORS (JAPAN) CO., LTD.	Sale	121.45	Ordinary	(264)
12-Mar-2024	STATE STREET GLOBAL ADVISORS (JAPAN) CO., LTD.	Purchase	117.74	Ordinary	4,365
18-Mar-2024	STATE STREET GLOBAL ADVISORS (JAPAN) CO., LTD.	Sale	116.46	Ordinary	(3,485)
21-Mar-2024	STATE STREET GLOBAL ADVISORS (JAPAN) CO., LTD.	Sale	118.00	Ordinary	(9,320)
22-Mar-2024	STATE STREET GLOBAL ADVISORS (JAPAN) CO., LTD.	Sale	117.48	Ordinary	(611)
25-Mar-2024	STATE STREET GLOBAL ADVISORS (JAPAN) CO., LTD.	Sale	118.79	Ordinary	(7,478)
02-Apr-2024	STATE STREET GLOBAL ADVISORS (JAPAN) CO., LTD.	Sale	120.07	Ordinary	(3,044)
03-Apr-2024	STATE STREET GLOBAL ADVISORS (JAPAN) CO., LTD.	Sale	117.81	Ordinary	(2,452)
31-Aug-2022	STATE STREET GLOBAL ADVISORS ASIA LIMITED	Purchase	96.82	Ordinary	221
31-Aug-2022	STATE STREET GLOBAL ADVISORS ASIA LIMITED	Purchase	96.82	Ordinary	1,821
16-Sep-2022	STATE STREET GLOBAL ADVISORS ASIA LIMITED	Purchase	94.23	Ordinary	4,261
31-Oct-2022	STATE STREET GLOBAL ADVISORS ASIA LIMITED	Sale	104.68	Ordinary	(15,468)
29-Nov-2022	STATE STREET GLOBAL ADVISORS ASIA LIMITED	Sale	108.09	Ordinary	(4,064)
29-Nov-2022	STATE STREET GLOBAL ADVISORS ASIA LIMITED	Sale	108.09	Ordinary	(2,541)
18-Jan-2023	STATE STREET GLOBAL ADVISORS ASIA LIMITED	Sale	107.65	Ordinary	(5,626)
18-Jan-2023	STATE STREET GLOBAL ADVISORS ASIA LIMITED	Sale	107.65	Ordinary	(6,455)
17-Mar-2023	STATE STREET GLOBAL ADVISORS ASIA LIMITED	Purchase	96.45	Ordinary	2,730
17-Mar-2023	STATE STREET GLOBAL ADVISORS ASIA LIMITED	Purchase	96.45	Ordinary	2,647
17-Mar-2023	STATE STREET GLOBAL ADVISORS ASIA LIMITED	Sale	96.45	Ordinary	(2,640)
17-Mar-2023	STATE STREET GLOBAL ADVISORS ASIA LIMITED	Sale	96.45	Ordinary	(2,036)
28-Mar-2023	STATE STREET GLOBAL ADVISORS ASIA LIMITED	In specie application	96.45	Ordinary	22,705
31-Mar-2023	STATE STREET GLOBAL ADVISORS ASIA LIMITED	Sale	98.32	Ordinary	(910)
19-Apr-2023	STATE STREET GLOBAL ADVISORS ASIA LIMITED	Purchase	99.37	Ordinary	7,124
27-Apr-2023	STATE STREET GLOBAL ADVISORS ASIA LIMITED	Sale	99.10	Ordinary	(348)
23-May-2023	STATE STREET GLOBAL ADVISORS ASIA LIMITED	Sale	99.48	Ordinary	(9,583)
31-May-2023	STATE STREET GLOBAL ADVISORS ASIA LIMITED	Purchase	96.78	Ordinary	6,782
31-May-2023	STATE STREET GLOBAL ADVISORS ASIA LIMITED	Sale	96.78	Ordinary	(14,223)
31-May-2023	STATE STREET GLOBAL ADVISORS ASIA LIMITED	Sale	96.96	Ordinary	(315)
31-May-2023	STATE STREET GLOBAL ADVISORS ASIA LIMITED	Sale	96.96	Ordinary	(243)
10-Jul-2023	STATE STREET GLOBAL ADVISORS ASIA LIMITED	Sale	98.52	Ordinary	(586)
10-Jul-2023	STATE STREET GLOBAL ADVISORS ASIA LIMITED	Sale	98.52	Ordinary	(3,332)
21-Jul-2023	STATE STREET GLOBAL ADVISORS ASIA LIMITED	Sale	104.55	Ordinary	(161)
15-Aug-2023	STATE STREET GLOBAL ADVISORS ASIA LIMITED	Sale	103.51	Ordinary	(17,580)
22-Aug-2023	STATE STREET GLOBAL ADVISORS ASIA LIMITED	Sale	98.67	Ordinary	(791)
31-Aug-2023	STATE STREET GLOBAL ADVISORS ASIA LIMITED	Purchase	102.13	Ordinary	22
31-Aug-2023	STATE STREET GLOBAL ADVISORS ASIA LIMITED	Purchase	102.18	Ordinary	4,387
05-Sep-2023	STATE STREET GLOBAL ADVISORS ASIA LIMITED	Sale	102.22	Ordinary	(3,186)
20-Sep-2023	STATE STREET GLOBAL ADVISORS ASIA LIMITED	Sale	101.84	Ordinary	(5,431)
20-Sep-2023	STATE STREET GLOBAL ADVISORS ASIA LIMITED	Sale	101.84	Ordinary	(11,129)

22-Sep-2023	STATE STREET GLOBAL ADVISORS ASIA LIMITED	Sale	100.06	Ordinary	(16,572)	(16,572)
20-Oct-2023	STATE STREET GLOBAL ADVISORS ASIA LIMITED	Sale	98.75	Ordinary	(50,177)	(50,177)
24-Oct-2023	STATE STREET GLOBAL ADVISORS ASIA LIMITED	Sale	98.07	Ordinary	(399)	(399)
24-Oct-2023	STATE STREET GLOBAL ADVISORS ASIA LIMITED	Sale	98.07	Ordinary	(509)	(509)
26-Oct-2023	STATE STREET GLOBAL ADVISORS ASIA LIMITED	Purchase	97.00	Ordinary	2,637	2,637
08-Nov-2023	STATE STREET GLOBAL ADVISORS ASIA LIMITED	Purchase	100.69	Ordinary	8,116	8,116
09-Nov-2023	STATE STREET GLOBAL ADVISORS ASIA LIMITED	Purchase	102.11	Ordinary	8,762	8,762
13-Nov-2023	STATE STREET GLOBAL ADVISORS ASIA LIMITED	Purchase	101.31	Ordinary	3,778	3,778
14-Nov-2023	STATE STREET GLOBAL ADVISORS ASIA LIMITED	Purchase	102.28	Ordinary	7,988	7,988
15-Nov-2023	STATE STREET GLOBAL ADVISORS ASIA LIMITED	Purchase	102.15	Ordinary	7,721	7,721
16-Nov-2023	STATE STREET GLOBAL ADVISORS ASIA LIMITED	Purchase	102.27	Ordinary	6,327	6,327
17-Nov-2023	STATE STREET GLOBAL ADVISORS ASIA LIMITED	Purchase	102.47	Ordinary	10,308	10,308
24-Nov-2023	STATE STREET GLOBAL ADVISORS ASIA LIMITED	Sale	103.70	Ordinary	(1,467)	(1,467)
30-Nov-2023	STATE STREET GLOBAL ADVISORS ASIA LIMITED	Purchase	104.62	Ordinary	2,855	2,855
30-Nov-2023	STATE STREET GLOBAL ADVISORS ASIA LIMITED	Sale	104.66	Ordinary	(3,603)	(3,603)
30-Nov-2023	STATE STREET GLOBAL ADVISORS ASIA LIMITED	Sale	104.66	Ordinary	(2,734)	(2,734)
16-Jan-2024	STATE STREET GLOBAL ADVISORS ASIA LIMITED	Sale	113.00	Ordinary	(887)	(887)
19-Jan-2024	STATE STREET GLOBAL ADVISORS ASIA LIMITED	Sale	113.28	Ordinary	(8,979)	(8,979)
19-Jan-2024	STATE STREET GLOBAL ADVISORS ASIA LIMITED	Sale	113.28	Ordinary	(11,512)	(11,512)
19-Jan-2024	STATE STREET GLOBAL ADVISORS ASIA LIMITED	Sale	113.28	Ordinary	(5,783)	(5,783)
20-Feb-2024	STATE STREET GLOBAL ADVISORS ASIA LIMITED	Sale	116.95	Ordinary	(575)	(575)
29-Feb-2024	STATE STREET GLOBAL ADVISORS ASIA LIMITED	Purchase	116.41	Ordinary	9,130	9,130
15-Mar-2024	STATE STREET GLOBAL ADVISORS ASIA LIMITED	Sale	115.54	Ordinary	(365)	(365)
11-Aug-2022	STATE STREET GLOBAL ADVISORS EUROPE LIMITED	Purchase	100.85	Ordinary	362	362
11-Aug-2022	STATE STREET GLOBAL ADVISORS EUROPE LIMITED	Sale	100.85	Ordinary	(842)	(842)
12-Aug-2022	STATE STREET GLOBAL ADVISORS EUROPE LIMITED	Sale	100.15	Ordinary	(1,687)	(1,687)
16-Aug-2022	STATE STREET GLOBAL ADVISORS EUROPE LIMITED	Purchase	101.46	Ordinary	35,480	35,480
18-Aug-2022	STATE STREET GLOBAL ADVISORS EUROPE LIMITED	Purchase	100.99	Ordinary	360	360
22-Aug-2022	STATE STREET GLOBAL ADVISORS EUROPE LIMITED	Sale	99.95	Ordinary	(2,377)	(2,377)
23-Aug-2022	STATE STREET GLOBAL ADVISORS EUROPE LIMITED	Purchase	98.50	Ordinary	146	146
23-Aug-2022	STATE STREET GLOBAL ADVISORS EUROPE LIMITED	Purchase	98.50	Ordinary	846	846
24-Aug-2022	STATE STREET GLOBAL ADVISORS EUROPE LIMITED	Sale	97.20	Ordinary	(642)	(642)
24-Aug-2022	STATE STREET GLOBAL ADVISORS EUROPE LIMITED	Sale	97.25	Ordinary	(909)	(909)
25-Aug-2022	STATE STREET GLOBAL ADVISORS EUROPE LIMITED	Sale	97.82	Ordinary	(468)	(468)
31-Aug-2022	STATE STREET GLOBAL ADVISORS EUROPE LIMITED	Purchase	96.82	Ordinary	339	339
31-Aug-2022	STATE STREET GLOBAL ADVISORS EUROPE LIMITED	Purchase	96.82	Ordinary	76	76
31-Aug-2022	STATE STREET GLOBAL ADVISORS EUROPE LIMITED	Purchase	97.47	Ordinary	9,601	9,601
31-Aug-2022	STATE STREET GLOBAL ADVISORS EUROPE LIMITED	Sale	97.47	Ordinary	(2,259)	(2,259)
08-Sep-2022	STATE STREET GLOBAL ADVISORS EUROPE LIMITED	Purchase	95.21	Ordinary	180	180
09-Sep-2022	STATE STREET GLOBAL ADVISORS EUROPE LIMITED	Sale	95.53	Ordinary	(4,133)	(4,133)
12-Sep-2022	STATE STREET GLOBAL ADVISORS EUROPE LIMITED	Sale	96.28	Ordinary	(473)	(473)
13-Sep-2022	STATE STREET GLOBAL ADVISORS EUROPE LIMITED	Purchase	97.00	Ordinary	3,916	3,916
13-Sep-2022	STATE STREET GLOBAL ADVISORS EUROPE LIMITED	Sale	97.94	Ordinary	(1,027)	(1,027)
14-Sep-2022	STATE STREET GLOBAL ADVISORS EUROPE LIMITED	Purchase	94.46	Ordinary	540	540
15-Sep-2022	STATE STREET GLOBAL ADVISORS EUROPE LIMITED	Sale	94.85	Ordinary	(806)	(806)
15-Sep-2022	STATE STREET GLOBAL ADVISORS EUROPE LIMITED	Sale	95.06	Ordinary	(1,410)	(1,410)
16-Sep-2022	STATE STREET GLOBAL ADVISORS EUROPE LIMITED	Purchase	94.23	Ordinary	2,654	2,654
16-Sep-2022	STATE STREET GLOBAL ADVISORS EUROPE LIMITED	Purchase	94.23	Ordinary	652	652
16-Sep-2022	STATE STREET GLOBAL ADVISORS EUROPE LIMITED	Sale	94.23	Ordinary	(1,258)	(1,258)
20-Sep-2022	STATE STREET GLOBAL ADVISORS EUROPE LIMITED	Sale	96.52	Ordinary	(8,654)	(8,654)
21-Sep-2022	STATE STREET GLOBAL ADVISORS EUROPE LIMITED	Purchase	96.28	Ordinary	3,119	3,119
21-Sep-2022	STATE STREET GLOBAL ADVISORS EUROPE LIMITED	Sale	95.44	Ordinary	(305)	(305)
23-Sep-2022	STATE STREET GLOBAL ADVISORS EUROPE LIMITED	Purchase	93.64	Ordinary	180	180
26-Sep-2022	STATE STREET GLOBAL ADVISORS EUROPE LIMITED	Purchase	93.61	Ordinary	11,118	11,118
27-Sep-2022	STATE STREET GLOBAL ADVISORS EUROPE LIMITED	Purchase	93.43	Ordinary	360	360
27-Sep-2022	STATE STREET GLOBAL ADVISORS EUROPE LIMITED	Sale	93.43	Ordinary	(5,640)	(5,640)
28-Sep-2022	STATE STREET GLOBAL ADVISORS EUROPE LIMITED	Sale	92.50	Ordinary	(287)	(287)
28-Sep-2022	STATE STREET GLOBAL ADVISORS EUROPE LIMITED	Sale	92.54	Ordinary	(235)	(235)
29-Sep-2022	STATE STREET GLOBAL ADVISORS EUROPE LIMITED	Sale	93.12	Ordinary	(9,713)	(9,713)
30-Sep-2022	STATE STREET GLOBAL ADVISORS EUROPE LIMITED	Purchase	90.70	Ordinary	2,500	2,500
30-Sep-2022	STATE STREET GLOBAL ADVISORS EUROPE LIMITED	Purchase	90.70	Ordinary	17,459	17,459
30-Sep-2022	STATE STREET GLOBAL ADVISORS EUROPE LIMITED	Sale	90.70	Ordinary	(3,454)	(3,454)
30-Sep-2022	STATE STREET GLOBAL ADVISORS EUROPE LIMITED	Sale	90.70	Ordinary	(7,227)	(7,227)
03-Oct-2022	STATE STREET GLOBAL ADVISORS EUROPE LIMITED	Sale	90.61	Ordinary	(9,240)	(9,240)
03-Oct-2022	STATE STREET GLOBAL ADVISORS EUROPE LIMITED	Sale	91.15	Ordinary	(1,658)	(1,658)
04-Oct-2022	STATE STREET GLOBAL ADVISORS EUROPE LIMITED	Sale	91.55	Ordinary	(2,250)	(2,250)
06-Oct-2022	STATE STREET GLOBAL ADVISORS EUROPE LIMITED	Purchase	96.88	Ordinary	21,591	21,591
07-Oct-2022	STATE STREET GLOBAL ADVISORS EUROPE LIMITED	Sale	96.42	Ordinary	(1,071)	(1,071)
11-Oct-2022	STATE STREET GLOBAL ADVISORS EUROPE LIMITED	Purchase	94.00	Ordinary	1,991	1,991
11-Oct-2022	STATE STREET GLOBAL ADVISORS EUROPE LIMITED	Sale	94.00	Ordinary	(681)	(681)
12-Oct-2022	STATE STREET GLOBAL ADVISORS EUROPE LIMITED	Purchase	96.29	Ordinary	427	427
12-Oct-2022	STATE STREET GLOBAL ADVISORS EUROPE LIMITED	Purchase	96.30	Ordinary	1,862	1,862
12-Oct-2022	STATE STREET GLOBAL ADVISORS EUROPE LIMITED	Purchase	96.30	Ordinary	2,449	2,449
12-Oct-2022	STATE STREET GLOBAL ADVISORS EUROPE LIMITED	Sale	96.29	Ordinary	(2,923)	(2,923)
13-Oct-2022	STATE STREET GLOBAL ADVISORS EUROPE LIMITED	Purchase	97.40	Ordinary	791	791
13-Oct-2022	STATE STREET GLOBAL ADVISORS EUROPE LIMITED	Purchase	98.13	Ordinary	2,744	2,744
13-Oct-2022	STATE STREET GLOBAL ADVISORS EUROPE LIMITED	Sale	98.13	Ordinary	(1,495)	(1,495)
14-Oct-2022	STATE STREET GLOBAL ADVISORS EUROPE LIMITED	Purchase	98.90	Ordinary	4,525	4,525
14-Oct-2022	STATE STREET GLOBAL ADVISORS EUROPE LIMITED	Sale	98.90	Ordinary	(2,412)	(2,412)
14-Oct-2022	STATE STREET GLOBAL ADVISORS EUROPE LIMITED	Sale	99.76	Ordinary	(161)	(161)
17-Oct-2022	STATE STREET GLOBAL ADVISORS EUROPE LIMITED	Sale	98.09	Ordinary	(1,598)	(1,598)
18-Oct-2022	STATE STREET GLOBAL ADVISORS EUROPE LIMITED	Purchase	99.80	Ordinary	32,691	32,691
18-Oct-2022	STATE STREET GLOBAL ADVISORS EUROPE LIMITED	Sale	99.80	Ordinary	(5,158)	(5,158)
20-Oct-2022	STATE STREET GLOBAL ADVISORS EUROPE LIMITED	Sale	100.77	Ordinary	(2,321)	(2,321)
20-Oct-2022	STATE STREET GLOBAL ADVISORS EUROPE LIMITED	Sale	100.77	Ordinary	(2,215)	(2,215)
21-Oct-2022	STATE STREET GLOBAL ADVISORS EUROPE LIMITED	Sale	99.28	Ordinary	(1,461)	(1,461)
25-Oct-2022	STATE STREET GLOBAL ADVISORS EUROPE LIMITED	Sale	101.78	Ordinary	(733)	(733)
26-Oct-2022	STATE STREET GLOBAL ADVISORS EUROPE LIMITED	Sale	102.00	Ordinary	(883)	(883)
28-Oct-2022	STATE STREET GLOBAL ADVISORS EUROPE LIMITED	Purchase	103.18	Ordinary	345	345
28-Oct-2022	STATE STREET GLOBAL ADVISORS EUROPE LIMITED	Purchase	103.22	Ordinary	1,133	1,133
28-Oct-2022	STATE STREET GLOBAL ADVISORS EUROPE LIMITED	Sale	103.22	Ordinary	(223)	(223)
28-Oct-2022	STATE STREET GLOBAL ADVISORS EUROPE LIMITED	Sale	103.22	Ordinary	(4,123)	(4,123)
31-Oct-2022	STATE STREET GLOBAL ADVISORS EUROPE LIMITED	Purchase	104.68	Ordinary	3,487	3,487
31-Oct-2022	STATE STREET GLOBAL ADVISORS EUROPE LIMITED	Sale	104.68	Ordinary	(3,192)	(3,192)
01-Nov-2022	STATE STREET GLOBAL ADVISORS EUROPE LIMITED	Purchase	106.05	Ordinary	1,308	1,308
01-Nov-2022	STATE STREET GLOBAL ADVISORS EUROPE LIMITED	Sale	106.05	Ordinary	(299)	(299)
03-Nov-2022	STATE STREET GLOBAL ADVISORS EUROPE LIMITED	Purchase	105.97	Ordinary	362	362
03-Nov-2022	STATE STREET GLOBAL ADVISORS EUROPE LIMITED	Sale	104.50	Ordinary	(325)	(325)
04-Nov-2022	STATE STREET GLOBAL ADVISORS EUROPE LIMITED	Sale	103.05	Ordinary	(1,591)	(1,591)
07-Nov-2022	STATE STREET GLOBAL ADVISORS EUROPE LIMITED	Purchase	103.08	Ordinary	362	362
09-Nov-2022	STATE STREET GLOBAL ADVISORS EUROPE LIMITED	Purchase	104.77	Ordinary	419	419
10-Nov-2022	STATE STREET GLOBAL ADVISORS EUROPE LIMITED	Sale	104.04	Ordinary	(739)	(739)
11-Nov-2022	STATE STREET GLOBAL ADVISORS EUROPE LIMITED	Purchase	105.81	Ordinary	606	606
17-Nov-2022	STATE STREET GLOBAL ADVISORS EUROPE LIMITED	Sale	105.64	Ordinary	(8,151)	(8,151)
18-Nov-2022	STATE STREET GLOBAL ADVISORS EUROPE LIMITED	Purchase	105.82	Ordinary	3,524	3,524
18-Nov-2022	STATE STREET GLOBAL ADVISORS EUROPE LIMITED	Sale	105.82	Ordinary	(711)	(711)
21-Nov-2022	STATE STREET GLOBAL ADVISORS EUROPE LIMITED	Sale	106.58	Ordinary	(350)	(350)
22-Nov-2022	STATE STREET GLOBAL ADVISORS EUROPE LIMITED	Sale	107.50	Ordinary	(6,455)	(6,455)
23-Nov-2022	STATE STREET GLOBAL ADVISORS EUROPE LIMITED	Sale	108.07	Ordinary	(528)	(528)
24-Nov-2022	STATE STREET GLOBAL ADVISORS EUROPE LIMITED	Purchase	108.07	Ordinary	916	916
24-Nov-2022	STATE STREET GLOBAL ADVISORS EUROPE LIMITED	Sale	108.03	Ordinary	(145)	(145)
24-Nov-2022	STATE STREET GLOBAL ADVISORS EUROPE LIMITED	Sale	108.03	Ordinary	(436)	(436)
29-Nov-2022	STATE STREET GLOBAL ADVISORS EUROPE LIMITED	Sale	108.09	Ordinary	(1,080)	(1,080)
30-Nov-2022	STATE STREET GLOBAL ADVISORS EUROPE LIMITED	Purchase	107.86	Ordinary	5,708	5,708
30-Nov-2022	STATE STREET GLOBAL ADVISORS EUROPE LIMITED	Sale	107.86	Ordinary	(4,240)	(4,240)
01-Dec-2022	STATE STREET GLOBAL ADVISORS EUROPE LIMITED	Purchase	108.41	Ordinary	357	357
01-Dec-2022	STATE STREET GLOBAL ADVISORS EUROPE LIMITED	Purchase	108.48	Ordinary	4,558	4,558
01-Dec-2022	STATE STREET GLOBAL ADVISORS EUROPE LIMITED	Sale	108.42	Ordinary	(880)	(880)
02-Dec-2022	STATE STREET GLOBAL ADVISORS EUROPE LIMITED	Purchase	106.95	Ordinary	1,140	1,140
05-Dec-2022	STATE STREET GLOBAL ADVISORS EUROPE LIMITED	Sale	107.33	Ordinary	(166)	(166)
06-Dec-2022	STATE STREET GLOBAL ADVISORS EUROPE LIMITED	Purchase	106.44	Ordinary	905	905
07-Dec-2022	STATE STREET GLOBAL ADVISORS EUROPE LIMITED	Sale	105.60	Ordinary	(489)	(489)
08-Dec-2022	STATE STREET GLOBAL ADVISORS EUROPE LIMITED	Purchase	105.35	Ordinary	1,447	1,447
09-Dec-2022	STATE STREET GLOBAL ADVISORS EUROPE LIMITED	Purchase	104.98	Ordinary	300	300
09-Dec-2022	STATE STREET GLOBAL ADVISORS EUROPE LIMITED	Sale	104.98	Ordinary	(300)	(300)
09-Dec-2022	STATE STREET GLOBAL ADVISORS EUROPE LIMITED	Sale	104.99	Ordinary	(32)	(32)
12-Dec-2022	STATE STREET GLOBAL ADVISORS EUROPE LIMITED	Purchase	105.39	Ordinary	662	662
12-Dec-2022	STATE STREET GLOBAL ADVISORS EUROPE LIMITED	Sale	105.34	Ordinary	(2,140)	(2,140)
14-Dec-2022	STATE STREET GLOBAL ADVISORS EUROPE LIMITED	Sale	106.91	Ordinary	(524)	(524)
14-Dec-2022	STATE STREET GLOBAL ADVISORS EUROPE LIMITED	Sale	106.92	Ordinary	(675)	(675)
15-Dec-2022	STATE STREET GLOBAL ADVISORS EUROPE LIMITED	Purchase	106.80	Ordinary	20,000	20,000
16-Dec-2022	STATE STREET GLOBAL ADVISORS EUROPE LIMITED	Purchase	105.98	Ordinary	5,216	5,216
16-Dec-2022	STATE STREET GLOBAL ADVISORS EUROPE LIMITED	Purchase	105.98	Ordinary	21,633	21,633
19-Dec-2022	STATE STREET GLOBAL ADVISORS EUROPE LIMITED	Sale	105.93	Ordinary	(236)	(236)
20-Dec-2022	STATE STREET GLOBAL ADVISORS EUROPE LIMITED	Purchase	105.33	Ordinary	3,311	3,311
21-Dec-2022	STATE STREET GLOBAL ADVISORS EUROPE LIMITED	Purchase	104.73	Ordinary	362	362
23-Dec-2022	STATE STREET GLOBAL ADVISORS EUROPE LIMITED	Purchase	104.82	Ordinary	472	472
30-Dec-2022	STATE STREET GLOBAL ADVISORS EUROPE LIMITED	Purchase	102.60	Ordinary	723	723
04-Jan-2023	STATE STREET GLOBAL ADVISORS EUROPE LIMITED	Sale	103.14	Ordinary	(675)	(675)
06-Jan-2023	STATE STREET GLOBAL ADVISORS EUROPE LIMITED	Sale	103.18	Ordinary	(732)	(732)
10-Jan-2023	STATE STREET GLOBAL ADVISORS EUROPE LIMITED	Purchase	103.32	Ordinary	2,834	2,834
12-Jan-2023	STATE STREET GLOBAL ADVISORS EUROPE LIMITED	Sale	105.18	Ordinary	(1,092)	(1,092)
13-Jan-2023	STATE STREET GLOBAL ADVISORS EUROPE LIMITED	Purchase	106.50	Ordinary	4,967	4,967
18-Jan-2023	STATE STREET GLOBAL ADVISORS EUROPE LIMITED	Purchase	107.65	Ordinary	1,130	1,130
19-Jan-2023	STATE STREET GLOBAL ADVISORS EUROPE LIMITED	Sale	108.74	Ordinary	(1,825)	(1,825)

24-Jan-2023	STATE STREET GLOBAL ADVISORS EUROPE LIMITED	Purchase	108.05	Ordinary	728	728
25-Jan-2023	STATE STREET GLOBAL ADVISORS EUROPE LIMITED	Purchase	108.83	Ordinary	458	458
27-Jan-2023	STATE STREET GLOBAL ADVISORS EUROPE LIMITED	Purchase	109.50	Ordinary	655	655
27-Jan-2023	STATE STREET GLOBAL ADVISORS EUROPE LIMITED	Purchase	109.86	Ordinary	246	246
30-Jan-2023	STATE STREET GLOBAL ADVISORS EUROPE LIMITED	Purchase	109.76	Ordinary	33	33
30-Jan-2023	STATE STREET GLOBAL ADVISORS EUROPE LIMITED	Sale	109.70	Ordinary	(141)	(141)
01-Feb-2023	STATE STREET GLOBAL ADVISORS EUROPE LIMITED	Purchase	110.15	Ordinary	546	546
01-Feb-2023	STATE STREET GLOBAL ADVISORS EUROPE LIMITED	Sale	110.15	Ordinary	(356)	(356)
02-Feb-2023	STATE STREET GLOBAL ADVISORS EUROPE LIMITED	Purchase	109.73	Ordinary	728	728
02-Feb-2023	STATE STREET GLOBAL ADVISORS EUROPE LIMITED	Sale	109.73	Ordinary	(1,256)	(1,256)
07-Feb-2023	STATE STREET GLOBAL ADVISORS EUROPE LIMITED	Purchase	110.28	Ordinary	583	583
08-Feb-2023	STATE STREET GLOBAL ADVISORS EUROPE LIMITED	Purchase	110.32	Ordinary	472	472
09-Feb-2023	STATE STREET GLOBAL ADVISORS EUROPE LIMITED	Sale	110.21	Ordinary	(796)	(796)
09-Feb-2023	STATE STREET GLOBAL ADVISORS EUROPE LIMITED	Sale	110.21	Ordinary	(678)	(678)
13-Feb-2023	STATE STREET GLOBAL ADVISORS EUROPE LIMITED	Sale	109.30	Ordinary	(3,079)	(3,079)
14-Feb-2023	STATE STREET GLOBAL ADVISORS EUROPE LIMITED	Purchase	109.25	Ordinary	164	164
14-Feb-2023	STATE STREET GLOBAL ADVISORS EUROPE LIMITED	Purchase	109.25	Ordinary	96	96
15-Feb-2023	STATE STREET GLOBAL ADVISORS EUROPE LIMITED	Purchase	103.00	Ordinary	364	364
15-Feb-2023	STATE STREET GLOBAL ADVISORS EUROPE LIMITED	Sale	103.00	Ordinary	(3,938)	(3,938)
16-Feb-2023	STATE STREET GLOBAL ADVISORS EUROPE LIMITED	Sale	101.50	Ordinary	(4,589)	(4,589)
21-Feb-2023	STATE STREET GLOBAL ADVISORS EUROPE LIMITED	Purchase	101.52	Ordinary	364	364
21-Feb-2023	STATE STREET GLOBAL ADVISORS EUROPE LIMITED	Sale	101.52	Ordinary	(1,087)	(1,087)
22-Feb-2023	STATE STREET GLOBAL ADVISORS EUROPE LIMITED	Sale	99.21	Ordinary	(1,440)	(1,440)
22-Feb-2023	STATE STREET GLOBAL ADVISORS EUROPE LIMITED	Sale	99.21	Ordinary	(1,808)	(1,808)
24-Feb-2023	STATE STREET GLOBAL ADVISORS EUROPE LIMITED	Sale	101.21	Ordinary	(5,487)	(5,487)
28-Feb-2023	STATE STREET GLOBAL ADVISORS EUROPE LIMITED	Purchase	100.69	Ordinary	622	622
28-Feb-2023	STATE STREET GLOBAL ADVISORS EUROPE LIMITED	Sale	100.69	Ordinary	(170)	(170)
01-Mar-2023	STATE STREET GLOBAL ADVISORS EUROPE LIMITED	Purchase	99.05	Ordinary	431	431
03-Mar-2023	STATE STREET GLOBAL ADVISORS EUROPE LIMITED	Sale	97.75	Ordinary	(3,257)	(3,257)
06-Mar-2023	STATE STREET GLOBAL ADVISORS EUROPE LIMITED	Purchase	98.66	Ordinary	711	711
09-Mar-2023	STATE STREET GLOBAL ADVISORS EUROPE LIMITED	Sale	98.72	Ordinary	(6,045)	(6,045)
13-Mar-2023	STATE STREET GLOBAL ADVISORS EUROPE LIMITED	Purchase	95.12	Ordinary	366	366
14-Mar-2023	STATE STREET GLOBAL ADVISORS EUROPE LIMITED	Purchase	95.28	Ordinary	7,551	7,551
17-Mar-2023	STATE STREET GLOBAL ADVISORS EUROPE LIMITED	Purchase	96.45	Ordinary	732	732
17-Mar-2023	STATE STREET GLOBAL ADVISORS EUROPE LIMITED	Sale	96.45	Ordinary	(1,982)	(1,982)
17-Mar-2023	STATE STREET GLOBAL ADVISORS EUROPE LIMITED	Sale	96.45	Ordinary	(2,730)	(2,730)
17-Mar-2023	STATE STREET GLOBAL ADVISORS EUROPE LIMITED	Sale	96.45	Ordinary	(3,964)	(3,964)
17-Mar-2023	STATE STREET GLOBAL ADVISORS EUROPE LIMITED	Sale	96.45	Ordinary	(14,483)	(14,483)
21-Mar-2023	STATE STREET GLOBAL ADVISORS EUROPE LIMITED	Purchase	96.52	Ordinary	549	549
22-Mar-2023	STATE STREET GLOBAL ADVISORS EUROPE LIMITED	Purchase	97.14	Ordinary	3,807	3,807
23-Mar-2023	STATE STREET GLOBAL ADVISORS EUROPE LIMITED	Sale	99.09	Ordinary	(15,205)	(15,205)
27-Mar-2023	STATE STREET GLOBAL ADVISORS EUROPE LIMITED	Purchase	95.07	Ordinary	1,464	1,464
27-Mar-2023	STATE STREET GLOBAL ADVISORS EUROPE LIMITED	Sale	96.42	Ordinary	(1,351)	(1,351)
28-Mar-2023	STATE STREET GLOBAL ADVISORS EUROPE LIMITED	Purchase	96.06	Ordinary	12,092	12,092
29-Mar-2023	STATE STREET GLOBAL ADVISORS EUROPE LIMITED	Purchase	96.34	Ordinary	2,520	2,520
29-Mar-2023	STATE STREET GLOBAL ADVISORS EUROPE LIMITED	Sale	96.34	Ordinary	(907)	(907)
30-Mar-2023	STATE STREET GLOBAL ADVISORS EUROPE LIMITED	Sale	97.75	Ordinary	(518)	(518)
31-Mar-2023	STATE STREET GLOBAL ADVISORS EUROPE LIMITED	Purchase	98.32	Ordinary	20,191	20,191
31-Mar-2023	STATE STREET GLOBAL ADVISORS EUROPE LIMITED	Sale	98.32	Ordinary	(1,300)	(1,300)
03-Apr-2023	STATE STREET GLOBAL ADVISORS EUROPE LIMITED	Purchase	99.27	Ordinary	366	366
03-Apr-2023	STATE STREET GLOBAL ADVISORS EUROPE LIMITED	Sale	99.27	Ordinary	(335)	(335)
05-Apr-2023	STATE STREET GLOBAL ADVISORS EUROPE LIMITED	Purchase	99.06	Ordinary	38,457	38,457
12-Apr-2023	STATE STREET GLOBAL ADVISORS EUROPE LIMITED	Purchase	99.23	Ordinary	895	895
13-Apr-2023	STATE STREET GLOBAL ADVISORS EUROPE LIMITED	Purchase	99.11	Ordinary	160	160
14-Apr-2023	STATE STREET GLOBAL ADVISORS EUROPE LIMITED	Purchase	99.11	Ordinary	3,333	3,333
14-Apr-2023	STATE STREET GLOBAL ADVISORS EUROPE LIMITED	Sale	99.11	Ordinary	(237)	(237)
17-Apr-2023	STATE STREET GLOBAL ADVISORS EUROPE LIMITED	Sale	99.74	Ordinary	(714)	(714)
18-Apr-2023	STATE STREET GLOBAL ADVISORS EUROPE LIMITED	Purchase	99.40	Ordinary	14,551	14,551
20-Apr-2023	STATE STREET GLOBAL ADVISORS EUROPE LIMITED	Purchase	100.92	Ordinary	456	456
21-Apr-2023	STATE STREET GLOBAL ADVISORS EUROPE LIMITED	Sale	99.80	Ordinary	732	732
21-Apr-2023	STATE STREET GLOBAL ADVISORS EUROPE LIMITED	Sale	99.80	Ordinary	(714)	(714)
26-Apr-2023	STATE STREET GLOBAL ADVISORS EUROPE LIMITED	Purchase	99.89	Ordinary	368	368
27-Apr-2023	STATE STREET GLOBAL ADVISORS EUROPE LIMITED	Purchase	99.10	Ordinary	3,186	3,186
28-Apr-2023	STATE STREET GLOBAL ADVISORS EUROPE LIMITED	Purchase	99.36	Ordinary	1,922	1,922
28-Apr-2023	STATE STREET GLOBAL ADVISORS EUROPE LIMITED	Sale	99.36	Ordinary	(1,428)	(1,428)
02-May-2023	STATE STREET GLOBAL ADVISORS EUROPE LIMITED	Purchase	100.23	Ordinary	5,556	5,556
03-May-2023	STATE STREET GLOBAL ADVISORS EUROPE LIMITED	Purchase	98.29	Ordinary	552	552
03-May-2023	STATE STREET GLOBAL ADVISORS EUROPE LIMITED	Sale	98.29	Ordinary	(816)	(816)
05-May-2023	STATE STREET GLOBAL ADVISORS EUROPE LIMITED	Purchase	96.13	Ordinary	368	368
05-May-2023	STATE STREET GLOBAL ADVISORS EUROPE LIMITED	Sale	96.13	Ordinary	(494)	(494)
08-May-2023	STATE STREET GLOBAL ADVISORS EUROPE LIMITED	Purchase	97.12	Ordinary	926	926
10-May-2023	STATE STREET GLOBAL ADVISORS EUROPE LIMITED	Purchase	97.85	Ordinary	888	888
10-May-2023	STATE STREET GLOBAL ADVISORS EUROPE LIMITED	Sale	97.85	Ordinary	(6,435)	(6,435)
10-May-2023	STATE STREET GLOBAL ADVISORS EUROPE LIMITED	Sale	97.85	Ordinary	(621)	(621)
11-May-2023	STATE STREET GLOBAL ADVISORS EUROPE LIMITED	Purchase	98.35	Ordinary	459	459
11-May-2023	STATE STREET GLOBAL ADVISORS EUROPE LIMITED	Sale	98.35	Ordinary	(2,478)	(2,478)
17-May-2023	STATE STREET GLOBAL ADVISORS EUROPE LIMITED	Sale	97.14	Ordinary	(1,499)	(1,499)
19-May-2023	STATE STREET GLOBAL ADVISORS EUROPE LIMITED	Purchase	99.88	Ordinary	368	368
23-May-2023	STATE STREET GLOBAL ADVISORS EUROPE LIMITED	Sale	99.48	Ordinary	(955)	(955)
24-May-2023	STATE STREET GLOBAL ADVISORS EUROPE LIMITED	Purchase	99.93	Ordinary	303	303
24-May-2023	STATE STREET GLOBAL ADVISORS EUROPE LIMITED	Sale	99.93	Ordinary	(1,008)	(1,008)
26-May-2023	STATE STREET GLOBAL ADVISORS EUROPE LIMITED	Purchase	98.16	Ordinary	1,403	1,403
26-May-2023	STATE STREET GLOBAL ADVISORS EUROPE LIMITED	Sale	98.16	Ordinary	(10,752)	(10,752)
31-May-2023	STATE STREET GLOBAL ADVISORS EUROPE LIMITED	Purchase	96.78	Ordinary	12,843	12,843
31-May-2023	STATE STREET GLOBAL ADVISORS EUROPE LIMITED	Purchase	96.78	Ordinary	24,488	24,488
31-May-2023	STATE STREET GLOBAL ADVISORS EUROPE LIMITED	Sale	96.78	Ordinary	(13,570)	(13,570)
31-May-2023	STATE STREET GLOBAL ADVISORS EUROPE LIMITED	Sale	96.78	Ordinary	(22,685)	(22,685)
02-Jun-2023	STATE STREET GLOBAL ADVISORS EUROPE LIMITED	Purchase	96.92	Ordinary	2,297	2,297
05-Jun-2023	STATE STREET GLOBAL ADVISORS EUROPE LIMITED	Sale	97.50	Ordinary	(1,872)	(1,872)
06-Jun-2023	STATE STREET GLOBAL ADVISORS EUROPE LIMITED	Purchase	96.56	Ordinary	478	478
07-Jun-2023	STATE STREET GLOBAL ADVISORS EUROPE LIMITED	Purchase	95.69	Ordinary	468	468
08-Jun-2023	STATE STREET GLOBAL ADVISORS EUROPE LIMITED	Sale	95.89	Ordinary	(832)	(832)
09-Jun-2023	STATE STREET GLOBAL ADVISORS EUROPE LIMITED	Sale	95.82	Ordinary	(2,026)	(2,026)
09-Jun-2023	STATE STREET GLOBAL ADVISORS EUROPE LIMITED	Sale	95.82	Ordinary	(888)	(888)
13-Jun-2023	STATE STREET GLOBAL ADVISORS EUROPE LIMITED	Purchase	95.98	Ordinary	1,991	1,991
13-Jun-2023	STATE STREET GLOBAL ADVISORS EUROPE LIMITED	Sale	95.98	Ordinary	(6,994)	(6,994)
13-Jun-2023	STATE STREET GLOBAL ADVISORS EUROPE LIMITED	Sale	95.95	Ordinary	(9,568)	(9,568)
14-Jun-2023	STATE STREET GLOBAL ADVISORS EUROPE LIMITED	Purchase	97.37	Ordinary	2,069	2,069
14-Jun-2023	STATE STREET GLOBAL ADVISORS EUROPE LIMITED	Sale	97.37	Ordinary	(1,996)	(1,996)
14-Jun-2023	STATE STREET GLOBAL ADVISORS EUROPE LIMITED	Sale	97.37	Ordinary	(2,224)	(2,224)
16-Jun-2023	STATE STREET GLOBAL ADVISORS EUROPE LIMITED	Purchase	99.35	Ordinary	3,391	3,391
16-Jun-2023	STATE STREET GLOBAL ADVISORS EUROPE LIMITED	Sale	99.26	Ordinary	(284)	(284)
16-Jun-2023	STATE STREET GLOBAL ADVISORS EUROPE LIMITED	Sale	99.35	Ordinary	(3,536)	(3,536)
16-Jun-2023	STATE STREET GLOBAL ADVISORS EUROPE LIMITED	Sale	99.35	Ordinary	(1,705)	(1,705)
19-Jun-2023	STATE STREET GLOBAL ADVISORS EUROPE LIMITED	Sale	100.51	Ordinary	(556)	(556)
21-Jun-2023	STATE STREET GLOBAL ADVISORS EUROPE LIMITED	Purchase	101.68	Ordinary	6,920	6,920
21-Jun-2023	STATE STREET GLOBAL ADVISORS EUROPE LIMITED	Sale	101.68	Ordinary	(3,552)	(3,552)
22-Jun-2023	STATE STREET GLOBAL ADVISORS EUROPE LIMITED	Purchase	100.08	Ordinary	1,288	1,288
23-Jun-2023	STATE STREET GLOBAL ADVISORS EUROPE LIMITED	Purchase	98.51	Ordinary	3,699	3,699
26-Jun-2023	STATE STREET GLOBAL ADVISORS EUROPE LIMITED	Purchase	97.93	Ordinary	1,840	1,840
27-Jun-2023	STATE STREET GLOBAL ADVISORS EUROPE LIMITED	Purchase	98.43	Ordinary	12,655	12,655
27-Jun-2023	STATE STREET GLOBAL ADVISORS EUROPE LIMITED	Purchase	98.55	Ordinary	47	47
29-Jun-2023	STATE STREET GLOBAL ADVISORS EUROPE LIMITED	Purchase	100.07	Ordinary	1,641	1,641
29-Jun-2023	STATE STREET GLOBAL ADVISORS EUROPE LIMITED	Sale	100.07	Ordinary	(416)	(416)
30-Jun-2023	STATE STREET GLOBAL ADVISORS EUROPE LIMITED	Purchase	100.26	Ordinary	144	144
30-Jun-2023	STATE STREET GLOBAL ADVISORS EUROPE LIMITED	Purchase	100.27	Ordinary	2,896	2,896
30-Jun-2023	STATE STREET GLOBAL ADVISORS EUROPE LIMITED	Purchase	100.27	Ordinary	1,864	1,864
03-Jul-2023	STATE STREET GLOBAL ADVISORS EUROPE LIMITED	Purchase	100.94	Ordinary	920	920
04-Jul-2023	STATE STREET GLOBAL ADVISORS EUROPE LIMITED	Purchase	102.28	Ordinary	426	426
05-Jul-2023	STATE STREET GLOBAL ADVISORS EUROPE LIMITED	Purchase	101.78	Ordinary	208	208
05-Jul-2023	STATE STREET GLOBAL ADVISORS EUROPE LIMITED	Sale	101.78	Ordinary	(1,331)	(1,331)
05-Jul-2023	STATE STREET GLOBAL ADVISORS EUROPE LIMITED	Sale	102.11	Ordinary	(898)	(898)
06-Jul-2023	STATE STREET GLOBAL ADVISORS EUROPE LIMITED	Purchase	100.43	Ordinary	5,026	5,026
07-Jul-2023	STATE STREET GLOBAL ADVISORS EUROPE LIMITED	Sale	98.73	Ordinary	(715)	(715)
10-Jul-2023	STATE STREET GLOBAL ADVISORS EUROPE LIMITED	Sale	98.52	Ordinary	(916)	(916)
11-Jul-2023	STATE STREET GLOBAL ADVISORS EUROPE LIMITED	Purchase	99.62	Ordinary	7,887	7,887
11-Jul-2023	STATE STREET GLOBAL ADVISORS EUROPE LIMITED	Sale	99.62	Ordinary	(418)	(418)
13-Jul-2023	STATE STREET GLOBAL ADVISORS EUROPE LIMITED	Purchase	102.72	Ordinary	12,751	12,751
18-Jul-2023	STATE STREET GLOBAL ADVISORS EUROPE LIMITED	Purchase	102.57	Ordinary	1,142	1,142
19-Jul-2023	STATE STREET GLOBAL ADVISORS EUROPE LIMITED	Purchase	104.65	Ordinary	555	555
21-Jul-2023	STATE STREET GLOBAL ADVISORS EUROPE LIMITED	Purchase	104.55	Ordinary	700	700
25-Jul-2023	STATE STREET GLOBAL ADVISORS EUROPE LIMITED	Purchase	104.20	Ordinary	925	925
26-Jul-2023	STATE STREET GLOBAL ADVISORS EUROPE LIMITED	Purchase	105.00	Ordinary	200	200
27-Jul-2023	STATE STREET GLOBAL ADVISORS EUROPE LIMITED	Purchase	105.13	Ordinary	12,367	12,367
27-Jul-2023	STATE STREET GLOBAL ADVISORS EUROPE LIMITED	Purchase	106.53	Ordinary	696	696
28-Jul-2023	STATE STREET GLOBAL ADVISORS EUROPE LIMITED	Purchase	105.50	Ordinary	746	746
31-Jul-2023	STATE STREET GLOBAL ADVISORS EUROPE LIMITED	Purchase	105.71	Ordinary	6,843	6,843
01-Aug-2023	STATE STREET GLOBAL ADVISORS EUROPE LIMITED	Purchase	105.85	Ordinary	556	556
01-Aug-2023	STATE STREET GLOBAL ADVISORS EUROPE LIMITED	Sale	105.85	Ordinary	(96)	(96)
02-Aug-2023	STATE STREET GLOBAL ADVISORS EUROPE LIMITED	Purchase	105.23	Ordinary	691	691
03-Aug-2023	STATE STREET GLOBAL ADVISORS EUROPE LIMITED	Purchase	102.44	Ordinary	14,116	14,116
03-Aug-2023	STATE STREET GLOBAL ADVISORS EUROPE LIMITED	Purchase	102.45	Ordinary	35	35
07-Aug-2023	STATE STREET GLOBAL ADVISORS EUROPE LIMITED	Purchase	101.85	Ordinary	1,132	1,132
09-Aug-2023	STATE STREET GLOBAL ADVISORS EUROPE LIMITED	Sale	104.85	Ordinary	(6,826)	(6,826)
10-Aug-2023	STATE STREET GLOBAL ADVISORS EUROPE LIMITED	Purchase	104.47	Ordinary	24,787	24,787

11-Aug-2023	STATE STREET GLOBAL ADVISORS EUROPE LIMITED	Purchase	104.40	Ordinary	925	925
11-Aug-2023	STATE STREET GLOBAL ADVISORS EUROPE LIMITED	Sale	104.40	Ordinary	(490)	(490)
14-Aug-2023	STATE STREET GLOBAL ADVISORS EUROPE LIMITED	Purchase	103.70	Ordinary	35	35
16-Aug-2023	STATE STREET GLOBAL ADVISORS EUROPE LIMITED	Purchase	99.79	Ordinary	1,178	1,018
17-Aug-2023	STATE STREET GLOBAL ADVISORS EUROPE LIMITED	Purchase	99.65	Ordinary	14,259	14,259
17-Aug-2023	STATE STREET GLOBAL ADVISORS EUROPE LIMITED	Purchase	99.65	Ordinary	5,220	5,220
18-Aug-2023	STATE STREET GLOBAL ADVISORS EUROPE LIMITED	Purchase	99.05	Ordinary	280	280
21-Aug-2023	STATE STREET GLOBAL ADVISORS EUROPE LIMITED	Purchase	98.45	Ordinary	4,505	4,505
21-Aug-2023	STATE STREET GLOBAL ADVISORS EUROPE LIMITED	Purchase	98.45	Ordinary	29,176	29,176
23-Aug-2023	STATE STREET GLOBAL ADVISORS EUROPE LIMITED	Purchase	99.45	Ordinary	592	592
24-Aug-2023	STATE STREET GLOBAL ADVISORS EUROPE LIMITED	Purchase	100.61	Ordinary	5,494	5,494
31-Aug-2023	STATE STREET GLOBAL ADVISORS EUROPE LIMITED	Purchase	102.18	Ordinary	28,498	28,498
31-Aug-2023	STATE STREET GLOBAL ADVISORS EUROPE LIMITED	Sale	102.12	Ordinary	(167)	(167)
31-Aug-2023	STATE STREET GLOBAL ADVISORS EUROPE LIMITED	Sale	102.18	Ordinary	(45,222)	(45,222)
01-Sep-2023	STATE STREET GLOBAL ADVISORS EUROPE LIMITED	In specie redemption	n/a	Ordinary	(5,042)	(5,042)
04-Sep-2023	STATE STREET GLOBAL ADVISORS EUROPE LIMITED	Purchase	102.01	Ordinary	305	305
06-Sep-2023	STATE STREET GLOBAL ADVISORS EUROPE LIMITED	Purchase	101.51	Ordinary	555	555
07-Sep-2023	STATE STREET GLOBAL ADVISORS EUROPE LIMITED	Sale	100.90	Ordinary	(627)	(627)
12-Sep-2023	STATE STREET GLOBAL ADVISORS EUROPE LIMITED	Purchase	102.11	Ordinary	555	555
13-Sep-2023	STATE STREET GLOBAL ADVISORS EUROPE LIMITED	Purchase	101.70	Ordinary	555	555
13-Sep-2023	STATE STREET GLOBAL ADVISORS EUROPE LIMITED	Sale	101.70	Ordinary	(954)	(954)
14-Sep-2023	STATE STREET GLOBAL ADVISORS EUROPE LIMITED	Sale	101.17	Ordinary	(1,816)	(1,816)
15-Sep-2023	STATE STREET GLOBAL ADVISORS EUROPE LIMITED	Purchase	103.16	Ordinary	633	633
15-Sep-2023	STATE STREET GLOBAL ADVISORS EUROPE LIMITED	Sale	103.16	Ordinary	(643)	(643)
15-Sep-2023	STATE STREET GLOBAL ADVISORS EUROPE LIMITED	Sale	103.16	Ordinary	(9,059)	(9,059)
15-Sep-2023	STATE STREET GLOBAL ADVISORS EUROPE LIMITED	Sale	103.16	Ordinary	(2,209)	(2,209)
20-Sep-2023	STATE STREET GLOBAL ADVISORS EUROPE LIMITED	Purchase	101.84	Ordinary	36	36
20-Sep-2023	STATE STREET GLOBAL ADVISORS EUROPE LIMITED	Sale	101.84	Ordinary	(340)	(340)
21-Sep-2023	STATE STREET GLOBAL ADVISORS EUROPE LIMITED	Sale	101.87	Ordinary	(4,623)	(4,623)
22-Sep-2023	STATE STREET GLOBAL ADVISORS EUROPE LIMITED	Purchase	100.06	Ordinary	555	555
22-Sep-2023	STATE STREET GLOBAL ADVISORS EUROPE LIMITED	Sale	100.06	Ordinary	(611)	(611)
25-Sep-2023	STATE STREET GLOBAL ADVISORS EUROPE LIMITED	Purchase	99.88	Ordinary	2,890	2,890
26-Sep-2023	STATE STREET GLOBAL ADVISORS EUROPE LIMITED	Sale	100.08	Ordinary	(216)	(216)
27-Sep-2023	STATE STREET GLOBAL ADVISORS EUROPE LIMITED	Purchase	100.53	Ordinary	555	555
27-Sep-2023	STATE STREET GLOBAL ADVISORS EUROPE LIMITED	Sale	100.53	Ordinary	(805)	(805)
29-Sep-2023	STATE STREET GLOBAL ADVISORS EUROPE LIMITED	Purchase	99.97	Ordinary	1,648	1,648
02-Oct-2023	STATE STREET GLOBAL ADVISORS EUROPE LIMITED	Sale	99.85	Ordinary	(729)	(729)
03-Oct-2023	STATE STREET GLOBAL ADVISORS EUROPE LIMITED	Purchase	99.69	Ordinary	1,860	1,860
04-Oct-2023	STATE STREET GLOBAL ADVISORS EUROPE LIMITED	Purchase	98.09	Ordinary	36	36
05-Oct-2023	STATE STREET GLOBAL ADVISORS EUROPE LIMITED	Purchase	98.98	Ordinary	1,597	1,597
05-Oct-2023	STATE STREET GLOBAL ADVISORS EUROPE LIMITED	Sale	98.98	Ordinary	(2,090)	(2,090)
06-Oct-2023	STATE STREET GLOBAL ADVISORS EUROPE LIMITED	Purchase	100.04	Ordinary	540	540
06-Oct-2023	STATE STREET GLOBAL ADVISORS EUROPE LIMITED	Sale	100.05	Ordinary	(395)	(395)
09-Oct-2023	STATE STREET GLOBAL ADVISORS EUROPE LIMITED	Purchase	100.03	Ordinary	744	744
10-Oct-2023	STATE STREET GLOBAL ADVISORS EUROPE LIMITED	Purchase	100.70	Ordinary	356	356
10-Oct-2023	STATE STREET GLOBAL ADVISORS EUROPE LIMITED	Purchase	100.81	Ordinary	207	207
10-Oct-2023	STATE STREET GLOBAL ADVISORS EUROPE LIMITED	Sale	100.70	Ordinary	(1,956)	(1,956)
11-Oct-2023	STATE STREET GLOBAL ADVISORS EUROPE LIMITED	Purchase	100.61	Ordinary	2,232	2,232
11-Oct-2023	STATE STREET GLOBAL ADVISORS EUROPE LIMITED	Sale	100.64	Ordinary	(418)	(418)
12-Oct-2023	STATE STREET GLOBAL ADVISORS EUROPE LIMITED	Sale	101.17	Ordinary	(392)	(392)
12-Oct-2023	STATE STREET GLOBAL ADVISORS EUROPE LIMITED	Sale	101.60	Ordinary	(282)	(282)
17-Oct-2023	STATE STREET GLOBAL ADVISORS EUROPE LIMITED	Sale	101.20	Ordinary	(3,479)	(3,479)
18-Oct-2023	STATE STREET GLOBAL ADVISORS EUROPE LIMITED	Purchase	101.42	Ordinary	2,884	2,884
20-Oct-2023	STATE STREET GLOBAL ADVISORS EUROPE LIMITED	Sale	98.75	Ordinary	(68)	(68)
23-Oct-2023	STATE STREET GLOBAL ADVISORS EUROPE LIMITED	Purchase	97.82	Ordinary	1,116	1,116
23-Oct-2023	STATE STREET GLOBAL ADVISORS EUROPE LIMITED	Sale	97.82	Ordinary	(2,811)	(2,811)
24-Oct-2023	STATE STREET GLOBAL ADVISORS EUROPE LIMITED	Sale	98.07	Ordinary	(2,270)	(2,270)
24-Oct-2023	STATE STREET GLOBAL ADVISORS EUROPE LIMITED	Sale	98.07	Ordinary	(2,894)	(2,894)
25-Oct-2023	STATE STREET GLOBAL ADVISORS EUROPE LIMITED	Purchase	97.35	Ordinary	7,145	7,145
26-Oct-2023	STATE STREET GLOBAL ADVISORS EUROPE LIMITED	Purchase	97.80	Ordinary	15,081	15,081
27-Oct-2023	STATE STREET GLOBAL ADVISORS EUROPE LIMITED	Sale	97.80	Ordinary	(418)	(418)
01-Nov-2023	STATE STREET GLOBAL ADVISORS EUROPE LIMITED	Purchase	96.87	Ordinary	2,967	2,967
01-Nov-2023	STATE STREET GLOBAL ADVISORS EUROPE LIMITED	Sale	96.87	Ordinary	(209)	(209)
03-Nov-2023	STATE STREET GLOBAL ADVISORS EUROPE LIMITED	Purchase	99.93	Ordinary	558	558
06-Nov-2023	STATE STREET GLOBAL ADVISORS EUROPE LIMITED	Sale	100.42	Ordinary	(133)	(133)
08-Nov-2023	STATE STREET GLOBAL ADVISORS EUROPE LIMITED	Purchase	100.69	Ordinary	744	744
08-Nov-2023	STATE STREET GLOBAL ADVISORS EUROPE LIMITED	Sale	100.69	Ordinary	(1,542)	(1,542)
10-Nov-2023	STATE STREET GLOBAL ADVISORS EUROPE LIMITED	Purchase	101.32	Ordinary	4,779	4,779
13-Nov-2023	STATE STREET GLOBAL ADVISORS EUROPE LIMITED	Sale	101.31	Ordinary	(7,936)	(7,936)
14-Nov-2023	STATE STREET GLOBAL ADVISORS EUROPE LIMITED	Purchase	102.28	Ordinary	2,418	2,418
15-Nov-2023	STATE STREET GLOBAL ADVISORS EUROPE LIMITED	Purchase	102.15	Ordinary	372	372
15-Nov-2023	STATE STREET GLOBAL ADVISORS EUROPE LIMITED	Sale	102.15	Ordinary	(396)	(396)
16-Nov-2023	STATE STREET GLOBAL ADVISORS EUROPE LIMITED	Purchase	102.29	Ordinary	930	930
17-Nov-2023	STATE STREET GLOBAL ADVISORS EUROPE LIMITED	Purchase	102.38	Ordinary	3,091	3,091
17-Nov-2023	STATE STREET GLOBAL ADVISORS EUROPE LIMITED	Purchase	102.47	Ordinary	1,302	1,302
20-Nov-2023	STATE STREET GLOBAL ADVISORS EUROPE LIMITED	Purchase	103.17	Ordinary	170	170
20-Nov-2023	STATE STREET GLOBAL ADVISORS EUROPE LIMITED	Sale	103.17	Ordinary	(328)	(328)
23-Nov-2023	STATE STREET GLOBAL ADVISORS EUROPE LIMITED	Sale	102.98	Ordinary	(272)	(272)
24-Nov-2023	STATE STREET GLOBAL ADVISORS EUROPE LIMITED	Purchase	103.69	Ordinary	1,309	1,309
27-Nov-2023	STATE STREET GLOBAL ADVISORS EUROPE LIMITED	Sale	102.61	Ordinary	(312)	(312)
28-Nov-2023	STATE STREET GLOBAL ADVISORS EUROPE LIMITED	Purchase	103.34	Ordinary	769	769
29-Nov-2023	STATE STREET GLOBAL ADVISORS EUROPE LIMITED	Purchase	103.33	Ordinary	346	346
29-Nov-2023	STATE STREET GLOBAL ADVISORS EUROPE LIMITED	Purchase	103.40	Ordinary	267	267
30-Nov-2023	STATE STREET GLOBAL ADVISORS EUROPE LIMITED	Purchase	104.62	Ordinary	867	867
30-Nov-2023	STATE STREET GLOBAL ADVISORS EUROPE LIMITED	Purchase	104.62	Ordinary	1,070	1,070
30-Nov-2023	STATE STREET GLOBAL ADVISORS EUROPE LIMITED	Purchase	104.62	Ordinary	1,691	1,691
30-Nov-2023	STATE STREET GLOBAL ADVISORS EUROPE LIMITED	Purchase	104.62	Ordinary	4,347	4,347
30-Nov-2023	STATE STREET GLOBAL ADVISORS EUROPE LIMITED	Sale	104.66	Ordinary	(2,424)	(2,424)
04-Dec-2023	STATE STREET GLOBAL ADVISORS EUROPE LIMITED	Purchase	105.12	Ordinary	561	561
05-Dec-2023	STATE STREET GLOBAL ADVISORS EUROPE LIMITED	Purchase	104.71	Ordinary	1,496	1,496
05-Dec-2023	STATE STREET GLOBAL ADVISORS EUROPE LIMITED	Sale	104.71	Ordinary	(636)	(636)
06-Dec-2023	STATE STREET GLOBAL ADVISORS EUROPE LIMITED	Purchase	106.34	Ordinary	374	374
06-Dec-2023	STATE STREET GLOBAL ADVISORS EUROPE LIMITED	Sale	106.34	Ordinary	(211)	(211)
07-Dec-2023	STATE STREET GLOBAL ADVISORS EUROPE LIMITED	Purchase	106.27	Ordinary	1,122	1,122
07-Dec-2023	STATE STREET GLOBAL ADVISORS EUROPE LIMITED	Sale	106.27	Ordinary	(1,548)	(1,548)
07-Dec-2023	STATE STREET GLOBAL ADVISORS EUROPE LIMITED	Sale	106.27	Ordinary	(1,483)	(1,483)
08-Dec-2023	STATE STREET GLOBAL ADVISORS EUROPE LIMITED	Sale	106.44	Ordinary	(264)	(264)
11-Dec-2023	STATE STREET GLOBAL ADVISORS EUROPE LIMITED	Sale	106.94	Ordinary	(8,000)	(8,000)
12-Dec-2023	STATE STREET GLOBAL ADVISORS EUROPE LIMITED	Purchase	107.41	Ordinary	7,228	7,228
12-Dec-2023	STATE STREET GLOBAL ADVISORS EUROPE LIMITED	Sale	107.41	Ordinary	(1,266)	(1,266)
14-Dec-2023	STATE STREET GLOBAL ADVISORS EUROPE LIMITED	Purchase	109.52	Ordinary	2,300	2,300
14-Dec-2023	STATE STREET GLOBAL ADVISORS EUROPE LIMITED	Purchase	109.52	Ordinary	29,902	29,902
14-Dec-2023	STATE STREET GLOBAL ADVISORS EUROPE LIMITED	Sale	109.52	Ordinary	(3,434)	(3,434)
14-Dec-2023	STATE STREET GLOBAL ADVISORS EUROPE LIMITED	Sale	109.52	Ordinary	(1,203)	(1,203)
15-Dec-2023	STATE STREET GLOBAL ADVISORS EUROPE LIMITED	Purchase	110.05	Ordinary	37,405	37,405
15-Dec-2023	STATE STREET GLOBAL ADVISORS EUROPE LIMITED	Purchase	110.07	Ordinary	60,479	60,479
15-Dec-2023	STATE STREET GLOBAL ADVISORS EUROPE LIMITED	Sale	110.00	Ordinary	(2,809)	(2,809)
15-Dec-2023	STATE STREET GLOBAL ADVISORS EUROPE LIMITED	Sale	110.07	Ordinary	(4,936)	(4,936)
18-Dec-2023	STATE STREET GLOBAL ADVISORS EUROPE LIMITED	Purchase	110.00	Ordinary	4,745	4,745
18-Dec-2023	STATE STREET GLOBAL ADVISORS EUROPE LIMITED	Sale	110.00	Ordinary	(211)	(211)
19-Dec-2023	STATE STREET GLOBAL ADVISORS EUROPE LIMITED	Sale	110.60	Ordinary	(1,626)	(1,626)
21-Dec-2023	STATE STREET GLOBAL ADVISORS EUROPE LIMITED	Sale	110.56	Ordinary	(4,510)	(4,510)
29-Dec-2023	STATE STREET GLOBAL ADVISORS EUROPE LIMITED	Purchase	111.80	Ordinary	330	330
02-Jan-2024	STATE STREET GLOBAL ADVISORS EUROPE LIMITED	Purchase	113.61	Ordinary	1,122	1,122
02-Jan-2024	STATE STREET GLOBAL ADVISORS EUROPE LIMITED	Sale	113.61	Ordinary	(265)	(265)
04-Jan-2024	STATE STREET GLOBAL ADVISORS EUROPE LIMITED	Purchase	111.49	Ordinary	1,316	1,316
04-Jan-2024	STATE STREET GLOBAL ADVISORS EUROPE LIMITED	Sale	111.49	Ordinary	(16,265)	(16,265)
04-Jan-2024	STATE STREET GLOBAL ADVISORS EUROPE LIMITED	Sale	111.49	Ordinary	(14,794)	(14,794)
08-Jan-2024	STATE STREET GLOBAL ADVISORS EUROPE LIMITED	Purchase	111.98	Ordinary	211	211
09-Jan-2024	STATE STREET GLOBAL ADVISORS EUROPE LIMITED	Purchase	113.02	Ordinary	4,538	4,538
12-Jan-2024	STATE STREET GLOBAL ADVISORS EUROPE LIMITED	Purchase	113.00	Ordinary	550	550
12-Jan-2024	STATE STREET GLOBAL ADVISORS EUROPE LIMITED	Purchase	113.00	Ordinary	962	962
16-Jan-2024	STATE STREET GLOBAL ADVISORS EUROPE LIMITED	Purchase	113.00	Ordinary	9,749	9,749
16-Jan-2024	STATE STREET GLOBAL ADVISORS EUROPE LIMITED	Sale	113.00	Ordinary	(874)	(874)
17-Jan-2024	STATE STREET GLOBAL ADVISORS EUROPE LIMITED	Purchase	112.33	Ordinary	752	752
18-Jan-2024	STATE STREET GLOBAL ADVISORS EUROPE LIMITED	Purchase	112.48	Ordinary	935	935
22-Jan-2024	STATE STREET GLOBAL ADVISORS EUROPE LIMITED	Purchase	114.80	Ordinary	7,048	7,048
29-Jan-2024	STATE STREET GLOBAL ADVISORS EUROPE LIMITED	Sale	111.35	Ordinary	(211)	(211)
29-Jan-2024	STATE STREET GLOBAL ADVISORS EUROPE LIMITED	In specie redemption	n/a	Ordinary	(504,574)	(504,574)
29-Jan-2024	STATE STREET GLOBAL ADVISORS EUROPE LIMITED	Purchase	115.92	Ordinary	3,519	3,519
29-Jan-2024	STATE STREET GLOBAL ADVISORS EUROPE LIMITED	Sale	116.00	Ordinary	(4,307)	(4,307)
31-Jan-2024	STATE STREET GLOBAL ADVISORS EUROPE LIMITED	Purchase	117.53	Ordinary	15,822	15,822
31-Jan-2024	STATE STREET GLOBAL ADVISORS EUROPE LIMITED	Sale	117.53	Ordinary	(11,668)	(11,668)
05-Feb-2024	STATE STREET GLOBAL ADVISORS EUROPE LIMITED	Purchase	115.48	Ordinary	4,433	4,433
06-Feb-2024	STATE STREET GLOBAL ADVISORS EUROPE LIMITED	Purchase	114.37	Ordinary	2,660	2,660
06-Feb-2024	STATE STREET GLOBAL ADVISORS EUROPE LIMITED	Sale	114.37	Ordinary	(285)	(285)
08-Feb-2024	STATE STREET GLOBAL ADVISORS EUROPE LIMITED	Sale	115.87	Ordinary	(1,060)	(1,060)
09-Feb-2024	STATE STREET GLOBAL ADVISORS EUROPE LIMITED	Purchase	116.24	Ordinary	8,756	8,756
09-Feb-2024	STATE STREET GLOBAL ADVISORS EUROPE LIMITED	Sale	116.24	Ordinary	(2,470)	(2,470)
09-Feb-2024	STATE STREET GLOBAL ADVISORS EUROPE LIMITED	Sale	116.24	Ordinary	(4,800)	(4,800)
09-Feb-2024	STATE STREET GLOBAL ADVISORS EUROPE LIMITED	Sale	116.50	Ordinary	(496)	(496)
16-Feb-2024	STATE STREET GLOBAL ADVISORS EUROPE LIMITED	Sale	116.28	Ordinary	(636)	(636)
20-Feb-2024	STATE STREET GLOBAL ADVISORS EUROPE LIMITED	Purchase	116.95	Ordinary	10,940	10,940
23-Feb-2024	STATE STREET GLOBAL ADVISORS EUROPE LIMITED	Sale	114.83	Ordinary	(761)	(761)
26-Feb-2024	STATE STREET GLOBAL ADVISORS EUROPE LIMITED	Purchase	115.91	Ordinary	673	673

26-Feb-2024	STATE STREET GLOBAL ADVISORS EUROPE LIMITED	Sale	115.92	Ordinary	(1,369)	(1,369)
27-Feb-2024	STATE STREET GLOBAL ADVISORS EUROPE LIMITED	Purchase	117.04	Ordinary	300	300
27-Feb-2024	STATE STREET GLOBAL ADVISORS EUROPE LIMITED	Sale	117.12	Ordinary	(1,504)	(1,504)
27-Feb-2024	STATE STREET GLOBAL ADVISORS EUROPE LIMITED	Sale	117.12	Ordinary	(4,813)	(4,813)
27-Feb-2024	STATE STREET GLOBAL ADVISORS EUROPE LIMITED	Sale	117.12	Ordinary	(6,217)	(6,217)
29-Feb-2024	STATE STREET GLOBAL ADVISORS EUROPE LIMITED	Purchase	116.41	Ordinary	31,089	31,089
04-Mar-2024	STATE STREET GLOBAL ADVISORS EUROPE LIMITED	Sale	118.12	Ordinary	(3,917)	(3,917)
05-Mar-2024	STATE STREET GLOBAL ADVISORS EUROPE LIMITED	Sale	116.94	Ordinary	(503)	(503)
06-Mar-2024	STATE STREET GLOBAL ADVISORS EUROPE LIMITED	Purchase	117.00	Ordinary	4,518	4,518
06-Mar-2024	STATE STREET GLOBAL ADVISORS EUROPE LIMITED	Purchase	116.831	Ordinary	752	752
06-Mar-2024	STATE STREET GLOBAL ADVISORS EUROPE LIMITED	Sale	118.31	Ordinary	(1,593)	(1,593)
06-Mar-2024	STATE STREET GLOBAL ADVISORS EUROPE LIMITED	In specie application	n/a	Ordinary	1,259,861	1,259,861
08-Mar-2024	STATE STREET GLOBAL ADVISORS EUROPE LIMITED	Purchase	121.45	Ordinary	1,065	1,065
08-Mar-2024	STATE STREET GLOBAL ADVISORS EUROPE LIMITED	Sale	121.45	Ordinary	(567)	(567)
12-Mar-2024	STATE STREET GLOBAL ADVISORS EUROPE LIMITED	Purchase	117.74	Ordinary	1,065	1,065
13-Mar-2024	STATE STREET GLOBAL ADVISORS EUROPE LIMITED	Purchase	117.55	Ordinary	564	564
14-Mar-2024	STATE STREET GLOBAL ADVISORS EUROPE LIMITED	Purchase	116.22	Ordinary	6,992	6,992
14-Mar-2024	STATE STREET GLOBAL ADVISORS EUROPE LIMITED	Sale	116.22	Ordinary	(426)	(426)
15-Mar-2024	STATE STREET GLOBAL ADVISORS EUROPE LIMITED	Purchase	115.54	Ordinary	16,599	16,599
15-Mar-2024	STATE STREET GLOBAL ADVISORS EUROPE LIMITED	Sale	115.54	Ordinary	(3,343)	(3,343)
15-Mar-2024	STATE STREET GLOBAL ADVISORS EUROPE LIMITED	Sale	115.54	Ordinary	(5,468)	(5,468)
18-Mar-2024	STATE STREET GLOBAL ADVISORS EUROPE LIMITED	Purchase	116.46	Ordinary	3,760	3,760
18-Mar-2024	STATE STREET GLOBAL ADVISORS EUROPE LIMITED	Sale	116.46	Ordinary	(2,569)	(2,569)
19-Mar-2024	STATE STREET GLOBAL ADVISORS EUROPE LIMITED	Purchase	115.78	Ordinary	2,444	2,444
21-Mar-2024	STATE STREET GLOBAL ADVISORS EUROPE LIMITED	Purchase	118.00	Ordinary	426	426
22-Mar-2024	STATE STREET GLOBAL ADVISORS EUROPE LIMITED	Purchase	117.48	Ordinary	376	376
22-Mar-2024	STATE STREET GLOBAL ADVISORS EUROPE LIMITED	Sale	117.48	Ordinary	(349)	(349)
25-Mar-2024	STATE STREET GLOBAL ADVISORS EUROPE LIMITED	Sale	118.79	Ordinary	(833)	(833)
26-Mar-2024	STATE STREET GLOBAL ADVISORS EUROPE LIMITED	Purchase	118.60	Ordinary	1,128	1,128
27-Mar-2024	STATE STREET GLOBAL ADVISORS EUROPE LIMITED	Purchase	120.00	Ordinary	1,351	1,351
27-Mar-2024	STATE STREET GLOBAL ADVISORS EUROPE LIMITED	Sale	120.00	Ordinary	(2,372)	(2,372)
28-Mar-2024	STATE STREET GLOBAL ADVISORS EUROPE LIMITED	Purchase	120.16	Ordinary	74,117	74,117
28-Mar-2024	STATE STREET GLOBAL ADVISORS EUROPE LIMITED	Purchase	120.32	Ordinary	267	267
28-Mar-2024	STATE STREET GLOBAL ADVISORS EUROPE LIMITED	Purchase	120.34	Ordinary	940	940
28-Mar-2024	STATE STREET GLOBAL ADVISORS EUROPE LIMITED	Sale	120.32	Ordinary	(3,024)	(3,024)
02-Apr-2024	STATE STREET GLOBAL ADVISORS EUROPE LIMITED	Purchase	120.07	Ordinary	1,929	1,929
03-Apr-2024	STATE STREET GLOBAL ADVISORS EUROPE LIMITED	Purchase	117.81	Ordinary	3,024	3,024
04-Apr-2024	STATE STREET GLOBAL ADVISORS EUROPE LIMITED	Purchase	118.35	Ordinary	1,846	1,846
05-Apr-2024	STATE STREET GLOBAL ADVISORS EUROPE LIMITED	Purchase	118.04	Ordinary	3,864	3,864
05-Apr-2024	STATE STREET GLOBAL ADVISORS EUROPE LIMITED	Sale	118.04	Ordinary	(602)	(602)
08-Apr-2024	STATE STREET GLOBAL ADVISORS EUROPE LIMITED	Purchase	118.19	Ordinary	843	843
10-Aug-2022	STATE STREET GLOBAL ADVISORS LIMITED	Purchase	101.00	Ordinary	5,166	5,166
10-Aug-2022	STATE STREET GLOBAL ADVISORS LIMITED	Sale	101.00	Ordinary	(567)	(567)
12-Aug-2022	STATE STREET GLOBAL ADVISORS LIMITED	Sale	100.34	Ordinary	(4,185)	(4,185)
12-Aug-2022	STATE STREET GLOBAL ADVISORS LIMITED	Sale	100.34	Ordinary	(6,795)	(6,795)
22-Aug-2022	STATE STREET GLOBAL ADVISORS LIMITED	In specie application	n/a	Ordinary	11,334	11,334
24-Aug-2022	STATE STREET GLOBAL ADVISORS LIMITED	Sale	97.20	Ordinary	(1,465)	(1,465)
26-Aug-2022	STATE STREET GLOBAL ADVISORS LIMITED	Purchase	98.55	Ordinary	2,044	2,044
30-Aug-2022	STATE STREET GLOBAL ADVISORS LIMITED	Sale	96.55	Ordinary	(3,723)	(3,723)
31-Aug-2022	STATE STREET GLOBAL ADVISORS LIMITED	Purchase	97.10	Ordinary	5,728	5,728
31-Aug-2022	STATE STREET GLOBAL ADVISORS LIMITED	Purchase	97.47	Ordinary	3,847	3,847
31-Aug-2022	STATE STREET GLOBAL ADVISORS LIMITED	Sale	97.47	Ordinary	(4,991)	(4,991)
02-Sep-2022	STATE STREET GLOBAL ADVISORS LIMITED	Purchase	96.95	Ordinary	6,282	6,282
07-Sep-2022	STATE STREET GLOBAL ADVISORS LIMITED	Purchase	94.20	Ordinary	3,341	3,341
08-Sep-2022	STATE STREET GLOBAL ADVISORS LIMITED	Purchase	95.21	Ordinary	1,326	1,326
08-Sep-2022	STATE STREET GLOBAL ADVISORS LIMITED	Sale	94.92	Ordinary	(705)	(705)
12-Sep-2022	STATE STREET GLOBAL ADVISORS LIMITED	Sale	96.28	Ordinary	(944)	(944)
16-Sep-2022	STATE STREET GLOBAL ADVISORS LIMITED	Purchase	94.23	Ordinary	9,217	9,217
16-Sep-2022	STATE STREET GLOBAL ADVISORS LIMITED	Purchase	94.23	Ordinary	6,625	6,625
16-Sep-2022	STATE STREET GLOBAL ADVISORS LIMITED	Sale	94.23	Ordinary	(1,117)	(1,117)
16-Sep-2022	STATE STREET GLOBAL ADVISORS LIMITED	Sale	94.23	Ordinary	(12,607)	(12,607)
16-Sep-2022	STATE STREET GLOBAL ADVISORS LIMITED	Sale	94.23	Ordinary	(2,678)	(2,678)
20-Sep-2022	STATE STREET GLOBAL ADVISORS LIMITED	Sale	96.52	Ordinary	(380)	(380)
23-Sep-2022	STATE STREET GLOBAL ADVISORS LIMITED	Purchase	93.76	Ordinary	97	97
23-Sep-2022	STATE STREET GLOBAL ADVISORS LIMITED	Sale	93.74	Ordinary	(512)	(512)
27-Sep-2022	STATE STREET GLOBAL ADVISORS LIMITED	Sale	93.41	Ordinary	(1,732)	(1,732)
28-Sep-2022	STATE STREET GLOBAL ADVISORS LIMITED	Purchase	92.54	Ordinary	4,131	4,131
28-Sep-2022	STATE STREET GLOBAL ADVISORS LIMITED	Sale	92.54	Ordinary	(799)	(799)
29-Sep-2022	STATE STREET GLOBAL ADVISORS LIMITED	Purchase	93.12	Ordinary	1,056	1,056
29-Sep-2022	STATE STREET GLOBAL ADVISORS LIMITED	Purchase	93.13	Ordinary	5,267	5,267
29-Sep-2022	STATE STREET GLOBAL ADVISORS LIMITED	Sale	93.12	Ordinary	(40,629)	(40,629)
29-Sep-2022	STATE STREET GLOBAL ADVISORS LIMITED	Sale	93.13	Ordinary	(274)	(274)
29-Sep-2022	STATE STREET GLOBAL ADVISORS LIMITED	Sale	93.46	Ordinary	(289)	(289)
30-Sep-2022	STATE STREET GLOBAL ADVISORS LIMITED	Purchase	90.70	Ordinary	1,915	1,915
30-Sep-2022	STATE STREET GLOBAL ADVISORS LIMITED	Purchase	90.70	Ordinary	2,275	2,275
30-Sep-2022	STATE STREET GLOBAL ADVISORS LIMITED	Purchase	90.70	Ordinary	4,335	4,335
30-Sep-2022	STATE STREET GLOBAL ADVISORS LIMITED	Sale	90.70	Ordinary	(1,915)	(1,915)
30-Sep-2022	STATE STREET GLOBAL ADVISORS LIMITED	Sale	90.70	Ordinary	(2,275)	(2,275)
30-Sep-2022	STATE STREET GLOBAL ADVISORS LIMITED	Sale	90.70	Ordinary	(7,964)	(7,964)
30-Sep-2022	STATE STREET GLOBAL ADVISORS LIMITED	Sale	90.70	Ordinary	(11,781)	(11,781)
03-Oct-2022	STATE STREET GLOBAL ADVISORS LIMITED	Purchase	91.16	Ordinary	5,920	5,920
04-Oct-2022	STATE STREET GLOBAL ADVISORS LIMITED	Sale	94.45	Ordinary	(736)	(736)
04-Oct-2022	STATE STREET GLOBAL ADVISORS LIMITED	Sale	94.79	Ordinary	(756)	(756)
05-Oct-2022	STATE STREET GLOBAL ADVISORS LIMITED	Sale	97.29	Ordinary	(22,276)	(22,276)
06-Oct-2022	STATE STREET GLOBAL ADVISORS LIMITED	Sale	96.88	Ordinary	(53,214)	(53,214)
10-Oct-2022	STATE STREET GLOBAL ADVISORS LIMITED	Sale	94.96	Ordinary	(1,605)	(1,605)
11-Oct-2022	STATE STREET GLOBAL ADVISORS LIMITED	Purchase	94.00	Ordinary	5,635	5,635
11-Oct-2022	STATE STREET GLOBAL ADVISORS LIMITED	Sale	94.00	Ordinary	(1,013)	(1,013)
17-Oct-2022	STATE STREET GLOBAL ADVISORS LIMITED	Sale	98.09	Ordinary	(11,334)	(11,334)
17-Oct-2022	STATE STREET GLOBAL ADVISORS LIMITED	Sale	98.23	Ordinary	(1,484)	(1,484)
20-Oct-2022	STATE STREET GLOBAL ADVISORS LIMITED	Sale	100.77	Ordinary	(3,148)	(3,148)
21-Oct-2022	STATE STREET GLOBAL ADVISORS LIMITED	Purchase	99.24	Ordinary	226	226
25-Oct-2022	STATE STREET GLOBAL ADVISORS LIMITED	Sale	101.78	Ordinary	(1,308)	(1,308)
25-Oct-2022	STATE STREET GLOBAL ADVISORS LIMITED	Sale	101.78	Ordinary	(109)	(109)
27-Oct-2022	STATE STREET GLOBAL ADVISORS LIMITED	Sale	102.42	Ordinary	(1,382)	(1,382)
28-Oct-2022	STATE STREET GLOBAL ADVISORS LIMITED	Purchase	103.14	Ordinary	1,154	1,154
28-Oct-2022	STATE STREET GLOBAL ADVISORS LIMITED	Purchase	103.23	Ordinary	433	433
31-Oct-2022	STATE STREET GLOBAL ADVISORS LIMITED	Purchase	104.68	Ordinary	2,675	2,675
31-Oct-2022	STATE STREET GLOBAL ADVISORS LIMITED	Sale	104.57	Ordinary	(599)	(599)
01-Nov-2022	STATE STREET GLOBAL ADVISORS LIMITED	Purchase	106.05	Ordinary	273	273
01-Nov-2022	STATE STREET GLOBAL ADVISORS LIMITED	Purchase	106.05	Ordinary	2,901	2,901
01-Nov-2022	STATE STREET GLOBAL ADVISORS LIMITED	Sale	105.90	Ordinary	(273)	(273)
01-Nov-2022	STATE STREET GLOBAL ADVISORS LIMITED	Sale	106.05	Ordinary	(2,901)	(2,901)
03-Nov-2022	STATE STREET GLOBAL ADVISORS LIMITED	Purchase	104.50	Ordinary	2,354	2,354
07-Nov-2022	STATE STREET GLOBAL ADVISORS LIMITED	Sale	103.08	Ordinary	(4,475)	(4,475)
08-Nov-2022	STATE STREET GLOBAL ADVISORS LIMITED	Purchase	104.48	Ordinary	1,020	1,020
10-Nov-2022	STATE STREET GLOBAL ADVISORS LIMITED	Purchase	104.04	Ordinary	424	424
10-Nov-2022	STATE STREET GLOBAL ADVISORS LIMITED	Sale	104.04	Ordinary	(1,779)	(1,779)
11-Nov-2022	STATE STREET GLOBAL ADVISORS LIMITED	Sale	105.81	Ordinary	(705)	(705)
15-Nov-2022	STATE STREET GLOBAL ADVISORS LIMITED	Sale	106.48	Ordinary	(5,165)	(5,165)
16-Nov-2022	STATE STREET GLOBAL ADVISORS LIMITED	Purchase	104.58	Ordinary	5,191	5,191
16-Nov-2022	STATE STREET GLOBAL ADVISORS LIMITED	Purchase	104.58	Ordinary	1,068	1,068
16-Nov-2022	STATE STREET GLOBAL ADVISORS LIMITED	Purchase	105.19	Ordinary	4,152	4,152
18-Nov-2022	STATE STREET GLOBAL ADVISORS LIMITED	Purchase	105.82	Ordinary	11,047	11,047
21-Nov-2022	STATE STREET GLOBAL ADVISORS LIMITED	Purchase	106.62	Ordinary	92	92
21-Nov-2022	STATE STREET GLOBAL ADVISORS LIMITED	Sale	105.06	Ordinary	(4,986)	(4,986)
22-Nov-2022	STATE STREET GLOBAL ADVISORS LIMITED	Sale	107.50	Ordinary	(426)	(426)
23-Nov-2022	STATE STREET GLOBAL ADVISORS LIMITED	In specie redemption	n/a	Ordinary	(481,976)	(481,976)
28-Nov-2022	STATE STREET GLOBAL ADVISORS LIMITED	Sale	108.48	Ordinary	(191)	(191)
29-Nov-2022	STATE STREET GLOBAL ADVISORS LIMITED	Purchase	108.09	Ordinary	4,064	4,064
29-Nov-2022	STATE STREET GLOBAL ADVISORS LIMITED	Purchase	108.09	Ordinary	686	686
30-Nov-2022	STATE STREET GLOBAL ADVISORS LIMITED	Purchase	107.80	Ordinary	142	142
30-Nov-2022	STATE STREET GLOBAL ADVISORS LIMITED	Purchase	107.93	Ordinary	777	777
30-Nov-2022	STATE STREET GLOBAL ADVISORS LIMITED	Sale	107.86	Ordinary	(3,708)	(3,708)
30-Nov-2022	STATE STREET GLOBAL ADVISORS LIMITED	Sale	107.86	Ordinary	(45,108)	(45,108)
01-Dec-2022	STATE STREET GLOBAL ADVISORS LIMITED	Purchase	108.42	Ordinary	2,140	2,140
02-Dec-2022	STATE STREET GLOBAL ADVISORS LIMITED	Purchase	106.87	Ordinary	2,460	2,460
05-Dec-2022	STATE STREET GLOBAL ADVISORS LIMITED	Purchase	104.93	Ordinary	1,284	1,284
07-Dec-2022	STATE STREET GLOBAL ADVISORS LIMITED	Sale	105.55	Ordinary	(3,210)	(3,210)
07-Dec-2022	STATE STREET GLOBAL ADVISORS LIMITED	Sale	105.60	Ordinary	(1,831)	(1,831)
12-Dec-2022	STATE STREET GLOBAL ADVISORS LIMITED	Purchase	105.39	Ordinary	5,564	5,564
14-Dec-2022	STATE STREET GLOBAL ADVISORS LIMITED	Sale	106.91	Ordinary	(224)	(224)
14-Dec-2022	STATE STREET GLOBAL ADVISORS LIMITED	Sale	106.92	Ordinary	(288)	(288)
14-Dec-2022	STATE STREET GLOBAL ADVISORS LIMITED	In specie application	n/a	Ordinary	17,354	17,354
16-Dec-2022	STATE STREET GLOBAL ADVISORS LIMITED	Purchase	105.79	Ordinary	349	349
16-Dec-2022	STATE STREET GLOBAL ADVISORS LIMITED	Purchase	105.98	Ordinary	811	811
16-Dec-2022	STATE STREET GLOBAL ADVISORS LIMITED	Sale	105.98	Ordinary	(3,418)	(3,418)
16-Dec-2022	STATE STREET GLOBAL ADVISORS LIMITED	Sale	105.98	Ordinary	(1,610)	(1,610)
19-Dec-2022	STATE STREET GLOBAL ADVISORS LIMITED	Sale	105.63	Ordinary	(1,226)	(1,226)
23-Dec-2022	STATE STREET GLOBAL ADVISORS LIMITED	Purchase	104.83	Ordinary	214	214
30-Dec-2022	STATE STREET GLOBAL ADVISORS LIMITED	Purchase	102.60	Ordinary	7,861	7,861
30-Dec-2022	STATE STREET GLOBAL ADVISORS LIMITED	Purchase	102.60	Ordinary	982	982
30-Dec-2022	STATE STREET GLOBAL ADVISORS LIMITED	Sale	102.60	Ordinary	(7,861)	(7,861)
30-Dec-2022	STATE STREET GLOBAL ADVISORS LIMITED	Sale	102.60	Ordinary	(1,061)	(1,061)
03-Jan-2023	STATE STREET GLOBAL ADVISORS LIMITED	Purchase	101.05	Ordinary	1,250	1,250

04-Jan-2023	STATE STREET GLOBAL ADVISORS LIMITED	Purchase	103.10	Ordinary	8,054	8,054
04-Jan-2023	STATE STREET GLOBAL ADVISORS LIMITED	Purchase	103.14	Ordinary	411	411
06-Jan-2023	STATE STREET GLOBAL ADVISORS LIMITED	Purchase	103.18	Ordinary	732	732
06-Jan-2023	STATE STREET GLOBAL ADVISORS LIMITED	Purchase	103.24	Ordinary	5,823	5,823
10-Jan-2023	STATE STREET GLOBAL ADVISORS LIMITED	Purchase	103.32	Ordinary	889	889
10-Jan-2023	STATE STREET GLOBAL ADVISORS LIMITED	Sale	103.32	Ordinary	(1,771)	(1,771)
11-Jan-2023	STATE STREET GLOBAL ADVISORS LIMITED	Purchase	103.53	Ordinary	626	626
16-Jan-2023	STATE STREET GLOBAL ADVISORS LIMITED	Purchase	107.35	Ordinary	1,971	1,971
17-Jan-2023	STATE STREET GLOBAL ADVISORS LIMITED	Purchase	107.40	Ordinary	1,386	1,386
17-Jan-2023	STATE STREET GLOBAL ADVISORS LIMITED	Purchase	107.44	Ordinary	213	213
18-Jan-2023	STATE STREET GLOBAL ADVISORS LIMITED	Purchase	107.65	Ordinary	185	185
18-Jan-2023	STATE STREET GLOBAL ADVISORS LIMITED	Purchase	107.65	Ordinary	6,455	6,455
20-Jan-2023	STATE STREET GLOBAL ADVISORS LIMITED	Purchase	108.74	Ordinary	236	236
24-Jan-2023	STATE STREET GLOBAL ADVISORS LIMITED	Sale	108.05	Ordinary	(7,088)	(7,088)
27-Jan-2023	STATE STREET GLOBAL ADVISORS LIMITED	Purchase	109.50	Ordinary	1,567	1,567
27-Jan-2023	STATE STREET GLOBAL ADVISORS LIMITED	Sale	109.50	Ordinary	(794)	(794)
31-Jan-2023	STATE STREET GLOBAL ADVISORS LIMITED	Purchase	110.05	Ordinary	3,327	3,327
31-Jan-2023	STATE STREET GLOBAL ADVISORS LIMITED	Purchase	110.06	Ordinary	2,233	2,233
01-Feb-2023	STATE STREET GLOBAL ADVISORS LIMITED	Purchase	110.49	Ordinary	775	775
07-Feb-2023	STATE STREET GLOBAL ADVISORS LIMITED	Purchase	110.30	Ordinary	1,320	1,320
08-Feb-2023	STATE STREET GLOBAL ADVISORS LIMITED	Purchase	110.32	Ordinary	1,075	1,075
08-Feb-2023	STATE STREET GLOBAL ADVISORS LIMITED	Sale	110.32	Ordinary	(115)	(115)
08-Feb-2023	STATE STREET GLOBAL ADVISORS LIMITED	Sale	110.32	Ordinary	(6,292)	(6,292)
09-Feb-2023	STATE STREET GLOBAL ADVISORS LIMITED	Purchase	110.21	Ordinary	678	678
10-Feb-2023	STATE STREET GLOBAL ADVISORS LIMITED	Purchase	109.85	Ordinary	867	867
10-Feb-2023	STATE STREET GLOBAL ADVISORS LIMITED	Purchase	109.95	Ordinary	4,868	4,868
13-Feb-2023	STATE STREET GLOBAL ADVISORS LIMITED	Sale	109.30	Ordinary	(2,498)	(2,498)
14-Feb-2023	STATE STREET GLOBAL ADVISORS LIMITED	Purchase	109.25	Ordinary	897	897
14-Feb-2023	STATE STREET GLOBAL ADVISORS LIMITED	Purchase	109.25	Ordinary	1,393	1,393
14-Feb-2023	STATE STREET GLOBAL ADVISORS LIMITED	Sale	109.25	Ordinary	(100)	(100)
14-Feb-2023	STATE STREET GLOBAL ADVISORS LIMITED	Sale	109.25	Ordinary	(2,139)	(2,139)
16-Feb-2023	STATE STREET GLOBAL ADVISORS LIMITED	Purchase	102.03	Ordinary	259	259
21-Feb-2023	STATE STREET GLOBAL ADVISORS LIMITED	In specie redemption	n/a	Ordinary	(521,069)	(521,069)
23-Feb-2023	STATE STREET GLOBAL ADVISORS LIMITED	Purchase	99.90	Ordinary	2,144	2,144
23-Feb-2023	STATE STREET GLOBAL ADVISORS LIMITED	Sale	99.90	Ordinary	(7,870)	(7,870)
23-Feb-2023	STATE STREET GLOBAL ADVISORS LIMITED	Sale	99.90	Ordinary	(8,873)	(8,873)
24-Feb-2023	STATE STREET GLOBAL ADVISORS LIMITED	Purchase	101.21	Ordinary	4,979	4,979
28-Feb-2023	STATE STREET GLOBAL ADVISORS LIMITED	Purchase	100.69	Ordinary	2,092	2,092
28-Feb-2023	STATE STREET GLOBAL ADVISORS LIMITED	Purchase	100.69	Ordinary	2,035	2,035
28-Feb-2023	STATE STREET GLOBAL ADVISORS LIMITED	Sale	100.69	Ordinary	(568)	(568)
28-Feb-2023	STATE STREET GLOBAL ADVISORS LIMITED	Sale	100.69	Ordinary	(7,555)	(7,555)
02-Mar-2023	STATE STREET GLOBAL ADVISORS LIMITED	Sale	97.07	Ordinary	(1,473)	(1,473)
09-Mar-2023	STATE STREET GLOBAL ADVISORS LIMITED	Purchase	98.72	Ordinary	2,128	2,128
10-Mar-2023	STATE STREET GLOBAL ADVISORS LIMITED	Purchase	95.51	Ordinary	886	886
14-Mar-2023	STATE STREET GLOBAL ADVISORS LIMITED	Purchase	94.36	Ordinary	483	483
17-Mar-2023	STATE STREET GLOBAL ADVISORS LIMITED	Purchase	96.45	Ordinary	1,982	1,982
17-Mar-2023	STATE STREET GLOBAL ADVISORS LIMITED	Purchase	96.45	Ordinary	2,123	2,123
17-Mar-2023	STATE STREET GLOBAL ADVISORS LIMITED	Sale	96.45	Ordinary	(1,296)	(1,296)
21-Mar-2023	STATE STREET GLOBAL ADVISORS LIMITED	Purchase	96.52	Ordinary	216	216
22-Mar-2023	STATE STREET GLOBAL ADVISORS LIMITED	Sale	97.14	Ordinary	(645)	(645)
27-Mar-2023	STATE STREET GLOBAL ADVISORS LIMITED	Sale	95.07	Ordinary	(315)	(315)
30-Mar-2023	STATE STREET GLOBAL ADVISORS LIMITED	Purchase	97.75	Ordinary	430	430
31-Mar-2023	STATE STREET GLOBAL ADVISORS LIMITED	Purchase	98.32	Ordinary	39,114	39,114
31-Mar-2023	STATE STREET GLOBAL ADVISORS LIMITED	Sale	98.27	Ordinary	(359)	(359)
31-Mar-2023	STATE STREET GLOBAL ADVISORS LIMITED	Sale	98.27	Ordinary	(1,488)	(1,488)
31-Mar-2023	STATE STREET GLOBAL ADVISORS LIMITED	Sale	98.32	Ordinary	(65,045)	(65,045)
31-Mar-2023	STATE STREET GLOBAL ADVISORS LIMITED	In specie application	n/a	Ordinary	6,073	6,073
03-Apr-2023	STATE STREET GLOBAL ADVISORS LIMITED	Purchase	99.27	Ordinary	622	622
04-Apr-2023	STATE STREET GLOBAL ADVISORS LIMITED	Sale	98.98	Ordinary	(2,065)	(2,065)
05-Apr-2023	STATE STREET GLOBAL ADVISORS LIMITED	Purchase	99.01	Ordinary	2,441	2,441
06-Apr-2023	STATE STREET GLOBAL ADVISORS LIMITED	Purchase	99.01	Ordinary	1,067	1,067
06-Apr-2023	STATE STREET GLOBAL ADVISORS LIMITED	Purchase	99.40	Ordinary	876	876
12-Apr-2023	STATE STREET GLOBAL ADVISORS LIMITED	Purchase	99.23	Ordinary	5,797	5,797
13-Apr-2023	STATE STREET GLOBAL ADVISORS LIMITED	Purchase	98.22	Ordinary	215	215
14-Apr-2023	STATE STREET GLOBAL ADVISORS LIMITED	Purchase	99.11	Ordinary	1,924	1,924
17-Apr-2023	STATE STREET GLOBAL ADVISORS LIMITED	Sale	99.74	Ordinary	(2,278)	(2,278)
17-Apr-2023	STATE STREET GLOBAL ADVISORS LIMITED	Sale	100.00	Ordinary	(5,034)	(5,034)
19-Apr-2023	STATE STREET GLOBAL ADVISORS LIMITED	Sale	99.33	Ordinary	(1,292)	(1,292)
21-Apr-2023	STATE STREET GLOBAL ADVISORS LIMITED	Sale	99.94	Ordinary	(200)	(200)
24-Apr-2023	STATE STREET GLOBAL ADVISORS LIMITED	Sale	100.11	Ordinary	(1,787)	(1,787)
26-Apr-2023	STATE STREET GLOBAL ADVISORS LIMITED	Sale	99.89	Ordinary	(2,480)	(2,480)
26-Apr-2023	STATE STREET GLOBAL ADVISORS LIMITED	Sale	100.89	Ordinary	(839)	(839)
27-Apr-2023	STATE STREET GLOBAL ADVISORS LIMITED	Purchase	99.10	Ordinary	2,855	2,855
27-Apr-2023	STATE STREET GLOBAL ADVISORS LIMITED	Purchase	99.12	Ordinary	172	172
28-Apr-2023	STATE STREET GLOBAL ADVISORS LIMITED	Purchase	99.38	Ordinary	1,289	1,289
28-Apr-2023	STATE STREET GLOBAL ADVISORS LIMITED	Sale	99.36	Ordinary	(18,973)	(18,973)
01-May-2023	STATE STREET GLOBAL ADVISORS LIMITED	Purchase	100.44	Ordinary	2,712	2,712
02-May-2023	STATE STREET GLOBAL ADVISORS LIMITED	Purchase	100.44	Ordinary	221	221
02-May-2023	STATE STREET GLOBAL ADVISORS LIMITED	Sale	100.10	Ordinary	(4,065)	(4,065)
03-May-2023	STATE STREET GLOBAL ADVISORS LIMITED	Purchase	98.29	Ordinary	370	370
10-May-2023	STATE STREET GLOBAL ADVISORS LIMITED	Purchase	97.85	Ordinary	432	432
10-May-2023	STATE STREET GLOBAL ADVISORS LIMITED	Sale	97.85	Ordinary	(424)	(424)
11-May-2023	STATE STREET GLOBAL ADVISORS LIMITED	Purchase	98.35	Ordinary	304	304
11-May-2023	STATE STREET GLOBAL ADVISORS LIMITED	Sale	98.35	Ordinary	(1,595)	(1,595)
17-May-2023	STATE STREET GLOBAL ADVISORS LIMITED	Sale	97.14	Ordinary	(9,743)	(9,743)
18-May-2023	STATE STREET GLOBAL ADVISORS LIMITED	Sale	98.00	Ordinary	(648)	(648)
19-May-2023	STATE STREET GLOBAL ADVISORS LIMITED	Purchase	99.80	Ordinary	3,850	3,850
23-May-2023	STATE STREET GLOBAL ADVISORS LIMITED	Purchase	99.44	Ordinary	416	416
23-May-2023	STATE STREET GLOBAL ADVISORS LIMITED	Sale	98.90	Ordinary	(3,427)	(3,427)
24-May-2023	STATE STREET GLOBAL ADVISORS LIMITED	Purchase	99.93	Ordinary	6,538	6,538
25-May-2023	STATE STREET GLOBAL ADVISORS LIMITED	Purchase	96.16	Ordinary	12,970	12,970
31-May-2023	STATE STREET GLOBAL ADVISORS LIMITED	Purchase	96.78	Ordinary	3,885	3,885
31-May-2023	STATE STREET GLOBAL ADVISORS LIMITED	Sale	96.78	Ordinary	(18,720)	(18,720)
31-May-2023	STATE STREET GLOBAL ADVISORS LIMITED	Sale	96.78	Ordinary	(16,848)	(16,848)
05-Jun-2023	STATE STREET GLOBAL ADVISORS LIMITED	Sale	97.50	Ordinary	(2,826)	(2,826)
07-Jun-2023	STATE STREET GLOBAL ADVISORS LIMITED	Purchase	95.69	Ordinary	402	402
08-Jun-2023	STATE STREET GLOBAL ADVISORS LIMITED	Purchase	95.80	Ordinary	9,933	9,933
08-Jun-2023	STATE STREET GLOBAL ADVISORS LIMITED	Sale	95.89	Ordinary	(1,705)	(1,705)
13-Jun-2023	STATE STREET GLOBAL ADVISORS LIMITED	Sale	95.98	Ordinary	(1,967)	(1,967)
14-Jun-2023	STATE STREET GLOBAL ADVISORS LIMITED	Purchase	97.37	Ordinary	2,121	2,121
16-Jun-2023	STATE STREET GLOBAL ADVISORS LIMITED	Purchase	99.35	Ordinary	9,626	9,626
21-Jun-2023	STATE STREET GLOBAL ADVISORS LIMITED	Purchase	101.68	Ordinary	1,423	1,423
23-Jun-2023	STATE STREET GLOBAL ADVISORS LIMITED	Purchase	98.15	Ordinary	427	427
26-Jun-2023	STATE STREET GLOBAL ADVISORS LIMITED	Purchase	97.93	Ordinary	2,089	2,089
27-Jun-2023	STATE STREET GLOBAL ADVISORS LIMITED	Purchase	98.43	Ordinary	1,296	1,296
28-Jun-2023	STATE STREET GLOBAL ADVISORS LIMITED	Purchase	99.54	Ordinary	413	413
28-Jun-2023	STATE STREET GLOBAL ADVISORS LIMITED	Purchase	99.55	Ordinary	657	657
30-Jun-2023	STATE STREET GLOBAL ADVISORS LIMITED	Purchase	100.12	Ordinary	1,189	1,189
30-Jun-2023	STATE STREET GLOBAL ADVISORS LIMITED	Purchase	100.26	Ordinary	192	192
30-Jun-2023	STATE STREET GLOBAL ADVISORS LIMITED	Purchase	100.26	Ordinary	786	786
30-Jun-2023	STATE STREET GLOBAL ADVISORS LIMITED	Purchase	100.27	Ordinary	1,010	1,010
30-Jun-2023	STATE STREET GLOBAL ADVISORS LIMITED	Sale	99.92	Ordinary	(165)	(165)
30-Jun-2023	STATE STREET GLOBAL ADVISORS LIMITED	Sale	100.26	Ordinary	(807)	(807)
30-Jun-2023	STATE STREET GLOBAL ADVISORS LIMITED	Sale	100.27	Ordinary	(508)	(508)
03-Jul-2023	STATE STREET GLOBAL ADVISORS LIMITED	Purchase	100.94	Ordinary	3,754	3,754
05-Jul-2023	STATE STREET GLOBAL ADVISORS LIMITED	Purchase	101.16	Ordinary	2,388	2,388
06-Jul-2023	STATE STREET GLOBAL ADVISORS LIMITED	Purchase	100.43	Ordinary	521	521
11-Jul-2023	STATE STREET GLOBAL ADVISORS LIMITED	Purchase	99.62	Ordinary	211	211
13-Jul-2023	STATE STREET GLOBAL ADVISORS LIMITED	Purchase	100.62	Ordinary	511	511
14-Jul-2023	STATE STREET GLOBAL ADVISORS LIMITED	Purchase	101.33	Ordinary	1,281	1,281
20-Jul-2023	STATE STREET GLOBAL ADVISORS LIMITED	Sale	105.25	Ordinary	(1,617)	(1,617)
24-Jul-2023	STATE STREET GLOBAL ADVISORS LIMITED	Purchase	100.43	Ordinary	2,100	2,100
27-Jul-2023	STATE STREET GLOBAL ADVISORS LIMITED	Purchase	105.53	Ordinary	5,536	5,536
28-Jul-2023	STATE STREET GLOBAL ADVISORS LIMITED	Purchase	105.50	Ordinary	493	493
31-Jul-2023	STATE STREET GLOBAL ADVISORS LIMITED	Purchase	105.57	Ordinary	232	232
31-Jul-2023	STATE STREET GLOBAL ADVISORS LIMITED	Purchase	105.71	Ordinary	5,349	5,349
01-Aug-2023	STATE STREET GLOBAL ADVISORS LIMITED	Purchase	105.85	Ordinary	817	817
01-Aug-2023	STATE STREET GLOBAL ADVISORS LIMITED	Sale	105.12	Ordinary	(5,761)	(5,761)
02-Aug-2023	STATE STREET GLOBAL ADVISORS LIMITED	Purchase	103.46	Ordinary	434	434
02-Aug-2023	STATE STREET GLOBAL ADVISORS LIMITED	Sale	103.46	Ordinary	(3,004)	(3,004)
04-Aug-2023	STATE STREET GLOBAL ADVISORS LIMITED	Sale	101.87	Ordinary	(3,666)	(3,666)
07-Aug-2023	STATE STREET GLOBAL ADVISORS LIMITED	Sale	101.85	Ordinary	(401)	(401)
09-Aug-2023	STATE STREET GLOBAL ADVISORS LIMITED	Purchase	104.81	Ordinary	3,811	3,811
09-Aug-2023	STATE STREET GLOBAL ADVISORS LIMITED	In specie application	n/a	Ordinary	20,548	20,548
10-Aug-2023	STATE STREET GLOBAL ADVISORS LIMITED	Purchase	104.47	Ordinary	491	491
11-Aug-2023	STATE STREET GLOBAL ADVISORS LIMITED	Purchase	104.40	Ordinary	410	410
14-Aug-2023	STATE STREET GLOBAL ADVISORS LIMITED	Purchase	103.70	Ordinary	212	212
15-Aug-2023	STATE STREET GLOBAL ADVISORS LIMITED	Purchase	104.00	Ordinary	3,675	3,675
15-Aug-2023	STATE STREET GLOBAL ADVISORS LIMITED	Sale	103.50	Ordinary	(20,548)	(20,548)
17-Aug-2023	STATE STREET GLOBAL ADVISORS LIMITED	Sale	99.65	Ordinary	(692)	(692)
17-Aug-2023	STATE STREET GLOBAL ADVISORS LIMITED	Sale	99.65	Ordinary	(5,220)	(5,220)
22-Aug-2023	STATE STREET GLOBAL ADVISORS LIMITED	Purchase	98.67	Ordinary	260	260
23-Aug-2023	STATE STREET GLOBAL ADVISORS LIMITED	Purchase	99.45	Ordinary	212	212
25-Aug-2023	STATE STREET GLOBAL ADVISORS LIMITED	Purchase	99.57	Ordinary	215	215
25-Aug-2023	STATE STREET GLOBAL ADVISORS LIMITED	Sale	99.57	Ordinary	(1,865)	(1,865)

30-Aug-2023	STATE STREET GLOBAL ADVISORS LIMITED	Sale	101.84	Ordinary	(4,375)	(4,375)
31-Aug-2023	STATE STREET GLOBAL ADVISORS LIMITED	Purchase	102.18	Ordinary	201	201
31-Aug-2023	STATE STREET GLOBAL ADVISORS LIMITED	Sale	102.18	Ordinary	(1,008)	(1,008)
01-Sep-2023	STATE STREET GLOBAL ADVISORS LIMITED	In specie application	n/a	Ordinary	9,976	9,976
05-Sep-2023	STATE STREET GLOBAL ADVISORS LIMITED	Purchase	102.22	Ordinary	393	393
08-Sep-2023	STATE STREET GLOBAL ADVISORS LIMITED	Purchase	100.69	Ordinary	251	251
12-Sep-2023	STATE STREET GLOBAL ADVISORS LIMITED	Purchase	102.11	Ordinary	16,250	16,250
15-Sep-2023	STATE STREET GLOBAL ADVISORS LIMITED	Purchase	103.16	Ordinary	8,542	8,542
15-Sep-2023	STATE STREET GLOBAL ADVISORS LIMITED	Purchase	103.16	Ordinary	2,209	2,209
15-Sep-2023	STATE STREET GLOBAL ADVISORS LIMITED	Purchase	103.16	Ordinary	1,546	1,546
15-Sep-2023	STATE STREET GLOBAL ADVISORS LIMITED	Sale	103.00	Ordinary	(1,981)	(1,981)
15-Sep-2023	STATE STREET GLOBAL ADVISORS LIMITED	Sale	103.16	Ordinary	(1,644)	(1,644)
18-Sep-2023	STATE STREET GLOBAL ADVISORS LIMITED	Purchase	102.63	Ordinary	2,825	2,825
20-Sep-2023	STATE STREET GLOBAL ADVISORS LIMITED	Purchase	101.84	Ordinary	938	938
21-Sep-2023	STATE STREET GLOBAL ADVISORS LIMITED	Purchase	100.08	Ordinary	201	201
21-Sep-2023	STATE STREET GLOBAL ADVISORS LIMITED	Sale	100.08	Ordinary	(1,995)	(1,995)
25-Sep-2023	STATE STREET GLOBAL ADVISORS LIMITED	Sale	99.59	Ordinary	(478)	(478)
26-Sep-2023	STATE STREET GLOBAL ADVISORS LIMITED	Purchase	100.08	Ordinary	402	402
27-Sep-2023	STATE STREET GLOBAL ADVISORS LIMITED	Purchase	100.53	Ordinary	3,592	3,592
28-Sep-2023	STATE STREET GLOBAL ADVISORS LIMITED	Sale	100.49	Ordinary	(5,808)	(5,808)
02-Oct-2023	STATE STREET GLOBAL ADVISORS LIMITED	Purchase	99.85	Ordinary	5,803	5,803
02-Oct-2023	STATE STREET GLOBAL ADVISORS LIMITED	Sale	99.85	Ordinary	(4,770)	(4,770)
03-Oct-2023	STATE STREET GLOBAL ADVISORS LIMITED	Purchase	99.69	Ordinary	502	502
04-Oct-2023	STATE STREET GLOBAL ADVISORS LIMITED	Purchase	98.09	Ordinary	1,443	1,443
04-Oct-2023	STATE STREET GLOBAL ADVISORS LIMITED	In specie redemption	n/a	Ordinary	(243,318)	(243,318)
05-Oct-2023	STATE STREET GLOBAL ADVISORS LIMITED	Sale	98.98	Ordinary	(1,013)	(1,013)
06-Oct-2023	STATE STREET GLOBAL ADVISORS LIMITED	Purchase	100.05	Ordinary	2,039	2,039
10-Oct-2023	STATE STREET GLOBAL ADVISORS LIMITED	Purchase	100.70	Ordinary	1,085	1,085
11-Oct-2023	STATE STREET GLOBAL ADVISORS LIMITED	Sale	100.70	Ordinary	(7,823)	(7,823)
12-Oct-2023	STATE STREET GLOBAL ADVISORS LIMITED	Purchase	101.60	Ordinary	361	361
12-Oct-2023	STATE STREET GLOBAL ADVISORS LIMITED	Purchase	101.63	Ordinary	26	26
12-Oct-2023	STATE STREET GLOBAL ADVISORS LIMITED	Purchase	101.63	Ordinary	746	746
12-Oct-2023	STATE STREET GLOBAL ADVISORS LIMITED	Sale	101.63	Ordinary	(515)	(515)
13-Oct-2023	STATE STREET GLOBAL ADVISORS LIMITED	Purchase	100.97	Ordinary	402	402
17-Oct-2023	STATE STREET GLOBAL ADVISORS LIMITED	Sale	101.35	Ordinary	(1,180)	(1,180)
19-Oct-2023	STATE STREET GLOBAL ADVISORS LIMITED	Purchase	99.78	Ordinary	19,809	19,809
19-Oct-2023	STATE STREET GLOBAL ADVISORS LIMITED	Sale	99.78	Ordinary	(1,744)	(1,744)
20-Oct-2023	STATE STREET GLOBAL ADVISORS LIMITED	Sale	98.75	Ordinary	(16,742)	(16,742)
23-Oct-2023	STATE STREET GLOBAL ADVISORS LIMITED	Sale	97.82	Ordinary	(218)	(218)
26-Oct-2023	STATE STREET GLOBAL ADVISORS LIMITED	Purchase	97.00	Ordinary	835	835
26-Oct-2023	STATE STREET GLOBAL ADVISORS LIMITED	Sale	97.00	Ordinary	(654)	(654)
30-Oct-2023	STATE STREET GLOBAL ADVISORS LIMITED	Purchase	96.22	Ordinary	808	808
31-Oct-2023	STATE STREET GLOBAL ADVISORS LIMITED	Purchase	97.09	Ordinary	4,837	4,837
31-Oct-2023	STATE STREET GLOBAL ADVISORS LIMITED	Sale	96.56	Ordinary	(19,362)	(19,362)
31-Oct-2023	STATE STREET GLOBAL ADVISORS LIMITED	Sale	96.56	Ordinary	(427)	(427)
01-Nov-2023	STATE STREET GLOBAL ADVISORS LIMITED	Purchase	96.87	Ordinary	5,789	5,789
01-Nov-2023	STATE STREET GLOBAL ADVISORS LIMITED	Sale	96.87	Ordinary	(872)	(872)
02-Nov-2023	STATE STREET GLOBAL ADVISORS LIMITED	Purchase	98.43	Ordinary	16,465	16,465
02-Nov-2023	STATE STREET GLOBAL ADVISORS LIMITED	Sale	98.43	Ordinary	(4,346)	(4,346)
07-Nov-2023	STATE STREET GLOBAL ADVISORS LIMITED	Sale	100.01	Ordinary	(1,840)	(1,840)
08-Nov-2023	STATE STREET GLOBAL ADVISORS LIMITED	Purchase	100.69	Ordinary	1,008	1,008
08-Nov-2023	STATE STREET GLOBAL ADVISORS LIMITED	Sale	100.69	Ordinary	(1,744)	(1,744)
10-Nov-2023	STATE STREET GLOBAL ADVISORS LIMITED	Sale	101.32	Ordinary	(1,160)	(1,160)
13-Nov-2023	STATE STREET GLOBAL ADVISORS LIMITED	Sale	101.29	Ordinary	(6,284)	(6,284)
16-Nov-2023	STATE STREET GLOBAL ADVISORS LIMITED	Purchase	102.29	Ordinary	1,818	1,818
16-Nov-2023	STATE STREET GLOBAL ADVISORS LIMITED	Sale	102.27	Ordinary	(3,629)	(3,629)
21-Nov-2023	STATE STREET GLOBAL ADVISORS LIMITED	Sale	103.70	Ordinary	(8,621)	(8,621)
22-Nov-2023	STATE STREET GLOBAL ADVISORS LIMITED	Purchase	103.80	Ordinary	668	668
22-Nov-2023	STATE STREET GLOBAL ADVISORS LIMITED	Sale	103.80	Ordinary	(1,007)	(1,007)
23-Nov-2023	STATE STREET GLOBAL ADVISORS LIMITED	In specie application	n/a	Ordinary	199,021	199,021
24-Nov-2023	STATE STREET GLOBAL ADVISORS LIMITED	Purchase	103.69	Ordinary	609	609
27-Nov-2023	STATE STREET GLOBAL ADVISORS LIMITED	Purchase	102.61	Ordinary	203	203
27-Nov-2023	STATE STREET GLOBAL ADVISORS LIMITED	Purchase	103.11	Ordinary	290	290
28-Nov-2023	STATE STREET GLOBAL ADVISORS LIMITED	Sale	103.34	Ordinary	(5,954)	(5,954)
30-Nov-2023	STATE STREET GLOBAL ADVISORS LIMITED	Purchase	104.62	Ordinary	177	177
30-Nov-2023	STATE STREET GLOBAL ADVISORS LIMITED	Purchase	104.62	Ordinary	1,528	1,528
30-Nov-2023	STATE STREET GLOBAL ADVISORS LIMITED	Purchase	104.62	Ordinary	270,948	270,948
30-Nov-2023	STATE STREET GLOBAL ADVISORS LIMITED	Purchase	104.62	Ordinary	4,302	4,302
30-Nov-2023	STATE STREET GLOBAL ADVISORS LIMITED	Purchase	104.62	Ordinary	584	584
30-Nov-2023	STATE STREET GLOBAL ADVISORS LIMITED	Purchase	104.66	Ordinary	4,018	4,018
30-Nov-2023	STATE STREET GLOBAL ADVISORS LIMITED	Purchase	104.66	Ordinary	10,085	10,085
30-Nov-2023	STATE STREET GLOBAL ADVISORS LIMITED	Purchase	104.66	Ordinary	4,954	4,954
30-Nov-2023	STATE STREET GLOBAL ADVISORS LIMITED	Purchase	104.66	Ordinary	1,915	1,915
30-Nov-2023	STATE STREET GLOBAL ADVISORS LIMITED	Sale	104.66	Ordinary	(3,409)	(3,409)
01-Dec-2023	STATE STREET GLOBAL ADVISORS LIMITED	In specie application	n/a	Ordinary	5,933	5,933
01-Dec-2023	STATE STREET GLOBAL ADVISORS LIMITED	In specie redemption	n/a	Ordinary	(199,021)	(199,021)
04-Dec-2023	STATE STREET GLOBAL ADVISORS LIMITED	Purchase	105.12	Ordinary	884	884
05-Dec-2023	STATE STREET GLOBAL ADVISORS LIMITED	Purchase	104.71	Ordinary	4,737	4,737
07-Dec-2023	STATE STREET GLOBAL ADVISORS LIMITED	Sale	105.27	Ordinary	(2,432)	(2,432)
12-Dec-2023	STATE STREET GLOBAL ADVISORS LIMITED	Purchase	107.41	Ordinary	8,815	8,815
12-Dec-2023	STATE STREET GLOBAL ADVISORS LIMITED	Sale	106.73	Ordinary	(1,999)	(1,999)
15-Dec-2023	STATE STREET GLOBAL ADVISORS LIMITED	Purchase	110.07	Ordinary	55,131	55,131
15-Dec-2023	STATE STREET GLOBAL ADVISORS LIMITED	Sale	110.07	Ordinary	(2,072)	(2,072)
19-Dec-2023	STATE STREET GLOBAL ADVISORS LIMITED	Sale	110.35	Ordinary	(5,160)	(5,160)
20-Dec-2023	STATE STREET GLOBAL ADVISORS LIMITED	Purchase	110.83	Ordinary	267	267
20-Dec-2023	STATE STREET GLOBAL ADVISORS LIMITED	Sale	110.97	Ordinary	(625)	(625)
21-Dec-2023	STATE STREET GLOBAL ADVISORS LIMITED	Purchase	110.56	Ordinary	11,088	11,088
22-Dec-2023	STATE STREET GLOBAL ADVISORS LIMITED	Purchase	110.50	Ordinary	2,667	2,667
29-Dec-2023	STATE STREET GLOBAL ADVISORS LIMITED	Purchase	111.80	Ordinary	402	402
03-Jan-2024	STATE STREET GLOBAL ADVISORS LIMITED	Purchase	112.13	Ordinary	3,650	3,650
04-Jan-2024	STATE STREET GLOBAL ADVISORS LIMITED	Purchase	111.49	Ordinary	1,600	1,600
08-Jan-2024	STATE STREET GLOBAL ADVISORS LIMITED	Purchase	111.98	Ordinary	5,991	5,991
09-Jan-2024	STATE STREET GLOBAL ADVISORS LIMITED	Purchase	113.02	Ordinary	12,876	12,876
11-Jan-2024	STATE STREET GLOBAL ADVISORS LIMITED	Purchase	113.60	Ordinary	2,628	2,628
12-Jan-2024	STATE STREET GLOBAL ADVISORS LIMITED	Purchase	113.63	Ordinary	477	477
15-Jan-2024	STATE STREET GLOBAL ADVISORS LIMITED	Purchase	113.68	Ordinary	2,460	2,460
16-Jan-2024	STATE STREET GLOBAL ADVISORS LIMITED	Purchase	113.68	Ordinary	477	477
16-Jan-2024	STATE STREET GLOBAL ADVISORS LIMITED	In specie redemption	n/a	Ordinary	(9,452)	(9,452)
17-Jan-2024	STATE STREET GLOBAL ADVISORS LIMITED	Purchase	112.33	Ordinary	537	537
18-Jan-2024	STATE STREET GLOBAL ADVISORS LIMITED	Purchase	112.48	Ordinary	849	849
19-Jan-2024	STATE STREET GLOBAL ADVISORS LIMITED	Purchase	113.28	Ordinary	4,716	4,716
19-Jan-2024	STATE STREET GLOBAL ADVISORS LIMITED	Sale	113.28	Ordinary	739	739
19-Jan-2024	STATE STREET GLOBAL ADVISORS LIMITED	Purchase	113.28	Ordinary	(545)	(545)
22-Jan-2024	STATE STREET GLOBAL ADVISORS LIMITED	Purchase	114.65	Ordinary	118	118
22-Jan-2024	STATE STREET GLOBAL ADVISORS LIMITED	Purchase	114.80	Ordinary	876	876
23-Jan-2024	STATE STREET GLOBAL ADVISORS LIMITED	Purchase	115.66	Ordinary	6,008	6,008
24-Jan-2024	STATE STREET GLOBAL ADVISORS LIMITED	Purchase	114.70	Ordinary	636	636
24-Jan-2024	STATE STREET GLOBAL ADVISORS LIMITED	Sale	114.70	Ordinary	(5,346)	(5,346)
25-Jan-2024	STATE STREET GLOBAL ADVISORS LIMITED	Purchase	114.86	Ordinary	463	463
25-Jan-2024	STATE STREET GLOBAL ADVISORS LIMITED	Sale	114.86	Ordinary	(2,098)	(2,098)
25-Jan-2024	STATE STREET GLOBAL ADVISORS LIMITED	In specie application	n/a	Ordinary	504,574	504,574
29-Jan-2024	STATE STREET GLOBAL ADVISORS LIMITED	Purchase	115.92	Ordinary	219	219
29-Jan-2024	STATE STREET GLOBAL ADVISORS LIMITED	Sale	116.00	Ordinary	(2,511)	(2,511)
31-Jan-2024	STATE STREET GLOBAL ADVISORS LIMITED	Purchase	117.53	Ordinary	327	327
01-Feb-2024	STATE STREET GLOBAL ADVISORS LIMITED	Purchase	116.75	Ordinary	650	650
01-Feb-2024	STATE STREET GLOBAL ADVISORS LIMITED	Sale	116.65	Ordinary	(1,517)	(1,517)
05-Feb-2024	STATE STREET GLOBAL ADVISORS LIMITED	Purchase	115.48	Ordinary	51,568	51,568
05-Feb-2024	STATE STREET GLOBAL ADVISORS LIMITED	Sale	115.02	Ordinary	(3,588)	(3,588)
06-Feb-2024	STATE STREET GLOBAL ADVISORS LIMITED	Purchase	114.37	Ordinary	54,895	54,895
07-Feb-2024	STATE STREET GLOBAL ADVISORS LIMITED	Purchase	114.55	Ordinary	51,568	51,568
08-Feb-2024	STATE STREET GLOBAL ADVISORS LIMITED	Purchase	115.13	Ordinary	1,153	1,153
08-Feb-2024	STATE STREET GLOBAL ADVISORS LIMITED	Purchase	115.87	Ordinary	51,568	51,568
09-Feb-2024	STATE STREET GLOBAL ADVISORS LIMITED	Purchase	116.24	Ordinary	636	636
14-Feb-2024	STATE STREET GLOBAL ADVISORS LIMITED	Purchase	114.07	Ordinary	68,769	68,769
20-Feb-2024	STATE STREET GLOBAL ADVISORS LIMITED	Purchase	116.95	Ordinary	933	933
21-Feb-2024	STATE STREET GLOBAL ADVISORS LIMITED	Purchase	114.62	Ordinary	64,076	64,076
21-Feb-2024	STATE STREET GLOBAL ADVISORS LIMITED	Purchase	115.42	Ordinary	4,369	4,369
22-Feb-2024	STATE STREET GLOBAL ADVISORS LIMITED	Purchase	114.45	Ordinary	51,568	51,568
23-Feb-2024	STATE STREET GLOBAL ADVISORS LIMITED	Sale	115.33	Ordinary	(3,998)	(3,998)
26-Feb-2024	STATE STREET GLOBAL ADVISORS LIMITED	Purchase	115.90	Ordinary	51,501	51,501
26-Feb-2024	STATE STREET GLOBAL ADVISORS LIMITED	Purchase	115.92	Ordinary	1,369	1,369
26-Feb-2024	STATE STREET GLOBAL ADVISORS LIMITED	Sale	115.70	Ordinary	(495)	(495)
27-Feb-2024	STATE STREET GLOBAL ADVISORS LIMITED	Purchase	117.12	Ordinary	63,163	63,163
27-Feb-2024	STATE STREET GLOBAL ADVISORS LIMITED	Purchase	117.12	Ordinary	4,813	4,813
27-Feb-2024	STATE STREET GLOBAL ADVISORS LIMITED	Sale	116.69	Ordinary	(337)	(337)
28-Feb-2024	STATE STREET GLOBAL ADVISORS LIMITED	Purchase	115.96	Ordinary	72,775	72,775
29-Feb-2024	STATE STREET GLOBAL ADVISORS LIMITED	Purchase	116.41	Ordinary	232,260	232,260
29-Feb-2024	STATE STREET GLOBAL ADVISORS LIMITED	Sale	116.41	Ordinary	(51,698)	(51,698)
04-Mar-2024	STATE STREET GLOBAL ADVISORS LIMITED	Purchase	118.12	Ordinary	440	440
06-Mar-2024	STATE STREET GLOBAL ADVISORS LIMITED	In specie redemption	n/a	Ordinary	(1,259,861)	(1,259,861)
07-Mar-2024	STATE STREET GLOBAL ADVISORS LIMITED	Purchase	119.25	Ordinary	1,159	1,159
07-Mar-2024	STATE STREET GLOBAL ADVISORS LIMITED	Sale	119.25	Ordinary	(633)	(633)
11-Mar-2024	STATE STREET GLOBAL ADVISORS LIMITED	Purchase	118.13	Ordinary	795	795
12-Mar-2024	STATE STREET GLOBAL ADVISORS LIMITED	Sale	119.02	Ordinary	(3,127)	(3,127)



13-Mar-2024	STATE STREET GLOBAL ADVISORS LIMITED	Purchase	117.55	Ordinary	8,096	8,096
15-Mar-2024	STATE STREET GLOBAL ADVISORS LIMITED	Purchase	115.54	Ordinary	8,021	8,021
15-Mar-2024	STATE STREET GLOBAL ADVISORS LIMITED	Sale	115.54	Ordinary	(5,379)	(5,379)
19-Mar-2024	STATE STREET GLOBAL ADVISORS LIMITED	Purchase	115.78	Ordinary	636	636
20-Mar-2024	STATE STREET GLOBAL ADVISORS LIMITED	Purchase	115.65	Ordinary	648	648
21-Mar-2024	STATE STREET GLOBAL ADVISORS LIMITED	Sale	118.00	Ordinary	(615)	(615)
25-Mar-2024	STATE STREET GLOBAL ADVISORS LIMITED	Sale	118.25	Ordinary	(1,220)	(1,220)
25-Mar-2024	STATE STREET GLOBAL ADVISORS LIMITED	Sale	118.79	Ordinary	(1,671)	(1,671)
26-Mar-2024	STATE STREET GLOBAL ADVISORS LIMITED	Purchase	118.90	Ordinary	244	244
26-Mar-2024	STATE STREET GLOBAL ADVISORS LIMITED	Sale	118.60	Ordinary	(4,342)	(4,342)
26-Mar-2024	STATE STREET GLOBAL ADVISORS LIMITED	Sale	118.60	Ordinary	(735)	(735)
26-Mar-2024	STATE STREET GLOBAL ADVISORS LIMITED	Sale	118.90	Ordinary	(3,031)	(3,031)
26-Mar-2024	STATE STREET GLOBAL ADVISORS LIMITED	In specie application	n/a	Ordinary	6,513	6,513
27-Mar-2024	STATE STREET GLOBAL ADVISORS LIMITED	Sale	120.00	Ordinary	(880)	(880)
28-Mar-2024	STATE STREET GLOBAL ADVISORS LIMITED	Purchase	120.32	Ordinary	479	479
28-Mar-2024	STATE STREET GLOBAL ADVISORS LIMITED	Purchase	120.32	Ordinary	3,159	3,159
28-Mar-2024	STATE STREET GLOBAL ADVISORS LIMITED	Purchase	120.34	Ordinary	1,280	1,280
02-Apr-2024	STATE STREET GLOBAL ADVISORS LIMITED	Purchase	120.07	Ordinary	1,500	1,500
03-Apr-2024	STATE STREET GLOBAL ADVISORS LIMITED	Purchase	117.81	Ordinary	410	410
03-Apr-2024	STATE STREET GLOBAL ADVISORS LIMITED	Sale	117.81	Ordinary	(531)	(531)
04-Apr-2024	STATE STREET GLOBAL ADVISORS LIMITED	Sale	118.60	Ordinary	(3,587)	(3,587)
08-Apr-2024	STATE STREET GLOBAL ADVISORS LIMITED	Purchase	118.19	Ordinary	477	477
08-Apr-2024	STATE STREET GLOBAL ADVISORS LIMITED	Sale	118.19	Ordinary	(5,923)	(5,923)
08-Apr-2024	STATE STREET GLOBAL ADVISORS LIMITED	Sale	118.19	Ordinary	(16,850)	(16,850)
11-Aug-2022	STATE STREET GLOBAL ADVISORS, AUSTRALIA, LIMITED	In specie application	n/a	Ordinary	1,612	1,612
12-Aug-2022	STATE STREET GLOBAL ADVISORS, AUSTRALIA, LIMITED	In specie application	n/a	Ordinary	13,517	13,517
12-Aug-2022	STATE STREET GLOBAL ADVISORS, AUSTRALIA, LIMITED	In specie redemption	n/a	Ordinary	(5,894)	(5,894)
15-Aug-2022	STATE STREET GLOBAL ADVISORS, AUSTRALIA, LIMITED	In specie application	n/a	Ordinary	13,090	13,090
16-Aug-2022	STATE STREET GLOBAL ADVISORS, AUSTRALIA, LIMITED	Sale	101.46	Ordinary	(5,263)	(5,263)
16-Aug-2022	STATE STREET GLOBAL ADVISORS, AUSTRALIA, LIMITED	Sale	101.46	Ordinary	(208)	(208)
16-Aug-2022	STATE STREET GLOBAL ADVISORS, AUSTRALIA, LIMITED	In specie application	n/a	Ordinary	15,708	15,708
17-Aug-2022	STATE STREET GLOBAL ADVISORS, AUSTRALIA, LIMITED	In specie application	n/a	Ordinary	8,844	8,844
26-Aug-2022	STATE STREET GLOBAL ADVISORS, AUSTRALIA, LIMITED	Sale	98.31	Ordinary	(8,796)	(8,796)
26-Aug-2022	STATE STREET GLOBAL ADVISORS, AUSTRALIA, LIMITED	In specie redemption	n/a	Ordinary	(1,230)	(1,230)
29-Aug-2022	STATE STREET GLOBAL ADVISORS, AUSTRALIA, LIMITED	Purchase	96.18	Ordinary	237	237
31-Aug-2022	STATE STREET GLOBAL ADVISORS, AUSTRALIA, LIMITED	Purchase	96.82	Ordinary	824	824
31-Aug-2022	STATE STREET GLOBAL ADVISORS, AUSTRALIA, LIMITED	Purchase	96.82	Ordinary	25,196	25,196
31-Aug-2022	STATE STREET GLOBAL ADVISORS, AUSTRALIA, LIMITED	Purchase	97.26	Ordinary	23,685	23,685
31-Aug-2022	STATE STREET GLOBAL ADVISORS, AUSTRALIA, LIMITED	Purchase	97.47	Ordinary	71,251	71,251
31-Aug-2022	STATE STREET GLOBAL ADVISORS, AUSTRALIA, LIMITED	In specie application	n/a	Ordinary	1,619	1,619
01-Sep-2022	STATE STREET GLOBAL ADVISORS, AUSTRALIA, LIMITED	Purchase	96.10	Ordinary	28,596	28,596
01-Sep-2022	STATE STREET GLOBAL ADVISORS, AUSTRALIA, LIMITED	In specie redemption	n/a	Ordinary	(5,936)	(5,936)
05-Sep-2022	STATE STREET GLOBAL ADVISORS, AUSTRALIA, LIMITED	Purchase	96.44	Ordinary	331	331
05-Sep-2022	STATE STREET GLOBAL ADVISORS, AUSTRALIA, LIMITED	In specie redemption	n/a	Ordinary	(1,635)	(1,635)
09-Sep-2022	STATE STREET GLOBAL ADVISORS, AUSTRALIA, LIMITED	In specie redemption	n/a	Ordinary	(39,900)	(39,900)
14-Sep-2022	STATE STREET GLOBAL ADVISORS, AUSTRALIA, LIMITED	Sale	94.46	Ordinary	(2,132)	(2,132)
16-Sep-2022	STATE STREET GLOBAL ADVISORS, AUSTRALIA, LIMITED	Purchase	94.23	Ordinary	31,481	31,481
16-Sep-2022	STATE STREET GLOBAL ADVISORS, AUSTRALIA, LIMITED	Purchase	94.23	Ordinary	14,719	14,719
16-Sep-2022	STATE STREET GLOBAL ADVISORS, AUSTRALIA, LIMITED	Purchase	94.23	Ordinary	2,678	2,678
16-Sep-2022	STATE STREET GLOBAL ADVISORS, AUSTRALIA, LIMITED	Sale	94.23	Ordinary	(1,482)	(1,482)
21-Sep-2022	STATE STREET GLOBAL ADVISORS, AUSTRALIA, LIMITED	Sale	95.45	Ordinary	(1,979)	(1,979)
21-Sep-2022	STATE STREET GLOBAL ADVISORS, AUSTRALIA, LIMITED	In specie application	n/a	Ordinary	2,500	2,500
23-Sep-2022	STATE STREET GLOBAL ADVISORS, AUSTRALIA, LIMITED	In specie application	n/a	Ordinary	7,968	7,968
27-Sep-2022	STATE STREET GLOBAL ADVISORS, AUSTRALIA, LIMITED	In specie application	n/a	Ordinary	6,640	6,640
28-Sep-2022	STATE STREET GLOBAL ADVISORS, AUSTRALIA, LIMITED	Purchase	92.54	Ordinary	7,071	7,071
29-Sep-2022	STATE STREET GLOBAL ADVISORS, AUSTRALIA, LIMITED	Purchase	93.12	Ordinary	92,770	92,770
30-Sep-2022	STATE STREET GLOBAL ADVISORS, AUSTRALIA, LIMITED	Sale	90.70	Ordinary	(6,658)	(6,658)
30-Sep-2022	STATE STREET GLOBAL ADVISORS, AUSTRALIA, LIMITED	In specie redemption	n/a	Ordinary	(2,981)	(2,981)
06-Oct-2022	STATE STREET GLOBAL ADVISORS, AUSTRALIA, LIMITED	Purchase	96.88	Ordinary	56,619	56,619
10-Oct-2022	STATE STREET GLOBAL ADVISORS, AUSTRALIA, LIMITED	In specie redemption	n/a	Ordinary	(5,962)	(5,962)
11-Oct-2022	STATE STREET GLOBAL ADVISORS, AUSTRALIA, LIMITED	In specie redemption	n/a	Ordinary	(5,960)	(5,960)
13-Oct-2022	STATE STREET GLOBAL ADVISORS, AUSTRALIA, LIMITED	In specie application	n/a	Ordinary	15,648	15,648
17-Oct-2022	STATE STREET GLOBAL ADVISORS, AUSTRALIA, LIMITED	Purchase	98.09	Ordinary	59,659	59,659
18-Oct-2022	STATE STREET GLOBAL ADVISORS, AUSTRALIA, LIMITED	In specie application	n/a	Ordinary	8,055	8,055
21-Oct-2022	STATE STREET GLOBAL ADVISORS, AUSTRALIA, LIMITED	Purchase	99.28	Ordinary	27,496	27,496
21-Oct-2022	STATE STREET GLOBAL ADVISORS, AUSTRALIA, LIMITED	Sale	101.46	Ordinary	(105)	(105)
31-Oct-2022	STATE STREET GLOBAL ADVISORS, AUSTRALIA, LIMITED	Sale	104.68	Ordinary	(60,457)	(60,457)
02-Nov-2022	STATE STREET GLOBAL ADVISORS, AUSTRALIA, LIMITED	Purchase	105.97	Ordinary	706	706
02-Nov-2022	STATE STREET GLOBAL ADVISORS, AUSTRALIA, LIMITED	In specie redemption	n/a	Ordinary	(1,611)	(1,611)
03-Nov-2022	STATE STREET GLOBAL ADVISORS, AUSTRALIA, LIMITED	In specie redemption	n/a	Ordinary	(1,271,706)	(1,271,706)
07-Nov-2022	STATE STREET GLOBAL ADVISORS, AUSTRALIA, LIMITED	Purchase	102.95	Ordinary	1,868	1,868
08-Nov-2022	STATE STREET GLOBAL ADVISORS, AUSTRALIA, LIMITED	Sale	104.48	Ordinary	(144,107)	(144,107)
09-Nov-2022	STATE STREET GLOBAL ADVISORS, AUSTRALIA, LIMITED	Purchase	104.81	Ordinary	394	394
09-Nov-2022	STATE STREET GLOBAL ADVISORS, AUSTRALIA, LIMITED	In specie application	n/a	Ordinary	23,968	23,968
10-Nov-2022	STATE STREET GLOBAL ADVISORS, AUSTRALIA, LIMITED	In specie application	n/a	Ordinary	26,964	26,964
10-Nov-2022	STATE STREET GLOBAL ADVISORS, AUSTRALIA, LIMITED	In specie redemption	n/a	Ordinary	(2,996)	(2,996)
14-Nov-2022	STATE STREET GLOBAL ADVISORS, AUSTRALIA, LIMITED	In specie redemption	n/a	Ordinary	(1,614)	(1,614)
15-Nov-2022	STATE STREET GLOBAL ADVISORS, AUSTRALIA, LIMITED	Purchase	104.88	Ordinary	82,287	82,287
17-Nov-2022	STATE STREET GLOBAL ADVISORS, AUSTRALIA, LIMITED	Purchase	105.49	Ordinary	344	344
21-Nov-2022	STATE STREET GLOBAL ADVISORS, AUSTRALIA, LIMITED	In specie application	n/a	Ordinary	57,596	57,596
22-Nov-2022	STATE STREET GLOBAL ADVISORS, AUSTRALIA, LIMITED	In specie redemption	n/a	Ordinary	(3,019)	(3,019)
23-Nov-2022	STATE STREET GLOBAL ADVISORS, AUSTRALIA, LIMITED	Purchase	108.03	Ordinary	60	60
29-Nov-2022	STATE STREET GLOBAL ADVISORS, AUSTRALIA, LIMITED	Purchase	108.07	Ordinary	1,507	1,507
29-Nov-2022	STATE STREET GLOBAL ADVISORS, AUSTRALIA, LIMITED	Purchase	108.07	Ordinary	573	573
30-Nov-2022	STATE STREET GLOBAL ADVISORS, AUSTRALIA, LIMITED	Purchase	107.86	Ordinary	113,740	113,740
30-Nov-2022	STATE STREET GLOBAL ADVISORS, AUSTRALIA, LIMITED	Purchase	107.86	Ordinary	54,981	54,981
30-Nov-2022	STATE STREET GLOBAL ADVISORS, AUSTRALIA, LIMITED	Sale	107.86	Ordinary	(940)	(940)
01-Dec-2022	STATE STREET GLOBAL ADVISORS, AUSTRALIA, LIMITED	In specie redemption	n/a	Ordinary	(64,451)	(64,451)
06-Dec-2022	STATE STREET GLOBAL ADVISORS, AUSTRALIA, LIMITED	In specie redemption	n/a	Ordinary	(1,619)	(1,619)
08-Dec-2022	STATE STREET GLOBAL ADVISORS, AUSTRALIA, LIMITED	Purchase	105.27	Ordinary	1,221	1,221
08-Dec-2022	STATE STREET GLOBAL ADVISORS, AUSTRALIA, LIMITED	Sale	105.35	Ordinary	(6,604)	(6,604)
12-Dec-2022	STATE STREET GLOBAL ADVISORS, AUSTRALIA, LIMITED	Sale	105.39	Ordinary	(28,198)	(28,198)
16-Dec-2022	STATE STREET GLOBAL ADVISORS, AUSTRALIA, LIMITED	Purchase	105.98	Ordinary	663	663
16-Dec-2022	STATE STREET GLOBAL ADVISORS, AUSTRALIA, LIMITED	Purchase	105.98	Ordinary	12,335	12,335
16-Dec-2022	STATE STREET GLOBAL ADVISORS, AUSTRALIA, LIMITED	Purchase	105.98	Ordinary	3,420	3,420
16-Dec-2022	STATE STREET GLOBAL ADVISORS, AUSTRALIA, LIMITED	Sale	105.98	Ordinary	(27,936)	(27,936)
16-Dec-2022	STATE STREET GLOBAL ADVISORS, AUSTRALIA, LIMITED	Sale	105.98	Ordinary	(5,897)	(5,897)
16-Dec-2022	STATE STREET GLOBAL ADVISORS, AUSTRALIA, LIMITED	Sale	105.98	Ordinary	(4,988)	(4,988)
16-Dec-2022	STATE STREET GLOBAL ADVISORS, AUSTRALIA, LIMITED	Sale	105.98	Ordinary	(1,810)	(1,810)
20-Dec-2022	STATE STREET GLOBAL ADVISORS, AUSTRALIA, LIMITED	Purchase	105.43	Ordinary	51	51
21-Dec-2022	STATE STREET GLOBAL ADVISORS, AUSTRALIA, LIMITED	In specie redemption	n/a	Ordinary	(3,208)	(3,208)
23-Dec-2022	STATE STREET GLOBAL ADVISORS, AUSTRALIA, LIMITED	In specie redemption	n/a	Ordinary	(10,408)	(10,408)
28-Dec-2022	STATE STREET GLOBAL ADVISORS, AUSTRALIA, LIMITED	Sale	101.46	Ordinary	(5,836)	(5,836)
30-Dec-2022	STATE STREET GLOBAL ADVISORS, AUSTRALIA, LIMITED	In specie redemption	n/a	Ordinary	(2,920)	(2,920)
04-Jan-2023	STATE STREET GLOBAL ADVISORS, AUSTRALIA, LIMITED	In specie application	n/a	Ordinary	1,214	1,214
05-Jan-2023	STATE STREET GLOBAL ADVISORS, AUSTRALIA, LIMITED	In specie redemption	n/a	Ordinary	(49,623)	(49,623)
16-Jan-2023	STATE STREET GLOBAL ADVISORS, AUSTRALIA, LIMITED	In specie redemption	n/a	Ordinary	(1,591)	(1,591)
19-Jan-2023	STATE STREET GLOBAL ADVISORS, AUSTRALIA, LIMITED	Sale	108.74	Ordinary	(44,070)	(44,070)
19-Jan-2023	STATE STREET GLOBAL ADVISORS, AUSTRALIA, LIMITED	In specie application	n/a	Ordinary	2,922	2,922
30-Jan-2023	STATE STREET GLOBAL ADVISORS, AUSTRALIA, LIMITED	In specie redemption	n/a	Ordinary	(1,591)	(1,591)
31-Jan-2023	STATE STREET GLOBAL ADVISORS, AUSTRALIA, LIMITED	Sale	110.06	Ordinary	(12,196)	(12,196)
07-Feb-2023	STATE STREET GLOBAL ADVISORS, AUSTRALIA, LIMITED	Sale	110.27	Ordinary	(79,965)	(79,965)
07-Feb-2023	STATE STREET GLOBAL ADVISORS, AUSTRALIA, LIMITED	Sale	110.30	Ordinary	(894)	(894)
10-Feb-2023	STATE STREET GLOBAL ADVISORS, AUSTRALIA, LIMITED	Sale	109.95	Ordinary	(5,287)	(5,287)
10-Feb-2023	STATE STREET GLOBAL ADVISORS, AUSTRALIA, LIMITED	In specie redemption	n/a	Ordinary	(2,922)	(2,922)
13-Feb-2023	STATE STREET GLOBAL ADVISORS, AUSTRALIA, LIMITED	Sale	101.46	Ordinary	(5,817)	(5,817)
14-Feb-2023	STATE STREET GLOBAL ADVISORS, AUSTRALIA, LIMITED	In specie redemption	n/a	Ordinary	(3,182)	(3,182)
16-Feb-2023	STATE STREET GLOBAL ADVISORS, AUSTRALIA, LIMITED	Purchase	101.50	Ordinary	388	388
16-Feb-2023	STATE STREET GLOBAL ADVISORS, AUSTRALIA, LIMITED	In specie redemption	n/a	Ordinary	(1,591)	(1,591)
17-Feb-2023	STATE STREET GLOBAL ADVISORS, AUSTRALIA, LIMITED	Sale	100.97	Ordinary	(3,370)	(3,370)
17-Feb-2023	STATE STREET GLOBAL ADVISORS, AUSTRALIA, LIMITED	In specie application	n/a	Ordinary	12,910	12,910
22-Feb-2023	STATE STREET GLOBAL ADVISORS, AUSTRALIA, LIMITED	Purchase	99.29	Ordinary	538	538
27-Feb-2023	STATE STREET GLOBAL ADVISORS, AUSTRALIA, LIMITED	In specie redemption	n/a	Ordinary	(3,192)	(3,192)
28-Feb-2023	STATE STREET GLOBAL ADVISORS, AUSTRALIA, LIMITED	Purchase	100.69	Ordinary	718	718
28-Feb-2023	STATE STREET GLOBAL ADVISORS, AUSTRALIA, LIMITED	Purchase	100.69	Ordinary	17,102	17,102
28-Feb-2023	STATE STREET GLOBAL ADVISORS, AUSTRALIA, LIMITED	Purchase	100.69	Ordinary	37,509	37,509
28-Feb-2023	STATE STREET GLOBAL ADVISORS, AUSTRALIA, LIMITED	Sale	100.69	Ordinary	(15,715)	(15,715)
01-Mar-2023	STATE STREET GLOBAL ADVISORS, AUSTRALIA, LIMITED	Sale	95.35	Ordinary	(4,383)	(4,383)
01-Mar-2023	STATE STREET GLOBAL ADVISORS, AUSTRALIA, LIMITED	In specie redemption	n/a	Ordinary	(1,599)	(1,599)
03-Mar-2023	STATE STREET GLOBAL ADVISORS, AUSTRALIA, LIMITED	Purchase	97.75	Ordinary	5,090	5,090
07-Mar-2023	STATE STREET GLOBAL ADVISORS, AUSTRALIA, LIMITED	In specie redemption	n/a	Ordinary	(2,947)	(2,947)
08-Mar-2023	STATE STREET GLOBAL ADVISORS, AUSTRALIA, LIMITED	In specie application	n/a	Ordinary	3,204	3,204
10-Mar-2023	STATE STREET GLOBAL ADVISORS, AUSTRALIA, LIMITED	Sale	95.51	Ordinary	(13,671)	(13,671)
17-Mar-2023	STATE STREET GLOBAL ADVISORS, AUSTRALIA, LIMITED	Purchase	96.45	Ordinary	12,694	12,694
17-Mar-2023	STATE STREET GLOBAL ADVISORS, AUSTRALIA, LIMITED	Sale	96.45	Ordinary	(38,112)	(38,112)
21-Mar-2023	STATE STREET GLOBAL ADVISORS, AUSTRALIA, LIMITED	In specie redemption	n/a	Ordinary	(38,397)	(38,397)
24-Mar-2023	STATE STREET GLOBAL ADVISORS, AUSTRALIA, LIMITED	In specie redemption	n/a	Ordinary	(3,220)	(3,220)
24-Mar-2023	STATE STREET GLOBAL ADVISORS, AUSTRALIA, LIMITED	Sale	95.83	Ordinary	(326)	(326)
24-Mar-2023	STATE STREET GLOBAL ADVISORS, AUSTRALIA, LIMITED	Sale	95.83	Ordinary	(233)	(233)
27-Mar-2023	STATE STREET GLOBAL ADVISORS, AUSTRALIA, LIMITED	In specie application	n/a	Ordinary	2,923	2,923
29-Mar-2023	STATE STREET GLOBAL ADVISORS, AUSTRALIA, LIMITED	Sale	96.34	Ordinary	(3,934)	(3,934)
30-Mar-2023	STATE STREET GLOBAL ADVISORS, AUSTRALIA, LIMITED	Purchase	97.75	Ordinary	422,625	422,625
31-Mar-2023	STATE STREET GLOBAL ADVISORS, AUSTRALIA, LIMITED	Purchase	98.32	Ordinary	58,007	58,007
31-Mar-2023	STATE STREET GLOBAL ADVISORS, AUSTRALIA, LIMITED	In specie application	n/a	Ordinary	10,312	10,312
03-Apr-2023	STATE STREET GLOBAL ADVISORS, AUSTRALIA, LIMITED	In specie redemption	n/a	Ordinary	(14,179)	(14,179)

04-Apr-2023	STATE STREET GLOBAL ADVISORS, AUSTRALIA, LIMITED	Purchase	98.98	Ordinary	25,964	25,964
04-Apr-2023	STATE STREET GLOBAL ADVISORS, AUSTRALIA, LIMITED	In specie application	n/a	Ordinary	2,923	2,923
06-Apr-2023	STATE STREET GLOBAL ADVISORS, AUSTRALIA, LIMITED	Purchase	99.01	Ordinary	6,066	6,066
06-Apr-2023	STATE STREET GLOBAL ADVISORS, AUSTRALIA, LIMITED	In specie application	n/a	Ordinary	608	608
06-Apr-2023	STATE STREET GLOBAL ADVISORS, AUSTRALIA, LIMITED	In specie redemption	n/a	Ordinary	(1,593)	(1,593)
11-Apr-2023	STATE STREET GLOBAL ADVISORS, AUSTRALIA, LIMITED	Purchase	99.76	Ordinary	14,885	14,885
11-Apr-2023	STATE STREET GLOBAL ADVISORS, AUSTRALIA, LIMITED	Purchase	99.76	Ordinary	111,502	111,502
11-Apr-2023	STATE STREET GLOBAL ADVISORS, AUSTRALIA, LIMITED	In specie redemption	n/a	Ordinary	(2,922)	(2,922)
12-Apr-2023	STATE STREET GLOBAL ADVISORS, AUSTRALIA, LIMITED	Purchase	99.23	Ordinary	30,833	30,833
13-Apr-2023	STATE STREET GLOBAL ADVISORS, AUSTRALIA, LIMITED	Purchase	98.22	Ordinary	2,787	2,787
13-Apr-2023	STATE STREET GLOBAL ADVISORS, AUSTRALIA, LIMITED	In specie application	n/a	Ordinary	1,593	1,593
14-Apr-2023	STATE STREET GLOBAL ADVISORS, AUSTRALIA, LIMITED	Sale	99.11	Ordinary	(2,688)	(2,688)
17-Apr-2023	STATE STREET GLOBAL ADVISORS, AUSTRALIA, LIMITED	In specie application	n/a	Ordinary	1,797,347	1,797,347
17-Apr-2023	STATE STREET GLOBAL ADVISORS, AUSTRALIA, LIMITED	In specie redemption	n/a	Ordinary	(1,593)	(1,593)
18-Apr-2023	STATE STREET GLOBAL ADVISORS, AUSTRALIA, LIMITED	Purchase	99.40	Ordinary	79,812	79,812
18-Apr-2023	STATE STREET GLOBAL ADVISORS, AUSTRALIA, LIMITED	Sale	99.40	Ordinary	(4,936)	(4,936)
18-Apr-2023	STATE STREET GLOBAL ADVISORS, AUSTRALIA, LIMITED	In specie application	99.35	Ordinary	1,216	1,216
18-Apr-2023	STATE STREET GLOBAL ADVISORS, AUSTRALIA, LIMITED	In specie application	n/a	Ordinary	5,974	5,974
18-Apr-2023	STATE STREET GLOBAL ADVISORS, AUSTRALIA, LIMITED	In specie redemption	n/a	Ordinary	(2,922)	(2,922)
20-Apr-2023	STATE STREET GLOBAL ADVISORS, AUSTRALIA, LIMITED	Sale	100.92	Ordinary	(7,661)	(7,661)
21-Apr-2023	STATE STREET GLOBAL ADVISORS, AUSTRALIA, LIMITED	Purchase	99.80	Ordinary	1,732	1,732
21-Apr-2023	STATE STREET GLOBAL ADVISORS, AUSTRALIA, LIMITED	Purchase	99.80	Ordinary	13,529	13,529
28-Apr-2023	STATE STREET GLOBAL ADVISORS, AUSTRALIA, LIMITED	Sale	99.44	Ordinary	(24,745)	(24,745)
28-Apr-2023	STATE STREET GLOBAL ADVISORS, AUSTRALIA, LIMITED	Sale	99.44	Ordinary	(2,782)	(2,782)
03-May-2023	STATE STREET GLOBAL ADVISORS, AUSTRALIA, LIMITED	Sale	98.29	Ordinary	(7,625)	(7,625)
04-May-2023	STATE STREET GLOBAL ADVISORS, AUSTRALIA, LIMITED	In specie application	n/a	Ordinary	2,922	2,922
05-May-2023	STATE STREET GLOBAL ADVISORS, AUSTRALIA, LIMITED	In specie application	n/a	Ordinary	136,053	136,053
09-May-2023	STATE STREET GLOBAL ADVISORS, AUSTRALIA, LIMITED	Purchase	97.34	Ordinary	1,821	1,821
09-May-2023	STATE STREET GLOBAL ADVISORS, AUSTRALIA, LIMITED	Purchase	97.34	Ordinary	22,516	22,516
09-May-2023	STATE STREET GLOBAL ADVISORS, AUSTRALIA, LIMITED	In specie redemption	n/a	Ordinary	(1,592)	(1,592)
10-May-2023	STATE STREET GLOBAL ADVISORS, AUSTRALIA, LIMITED	Purchase	97.61	Ordinary	1,189	1,189
10-May-2023	STATE STREET GLOBAL ADVISORS, AUSTRALIA, LIMITED	Purchase	97.85	Ordinary	7,986	7,986
11-May-2023	STATE STREET GLOBAL ADVISORS, AUSTRALIA, LIMITED	Purchase	98.29	Ordinary	1,409	1,409
11-May-2023	STATE STREET GLOBAL ADVISORS, AUSTRALIA, LIMITED	In specie application	n/a	Ordinary	258,831	258,831
12-May-2023	STATE STREET GLOBAL ADVISORS, AUSTRALIA, LIMITED	In specie application	n/a	Ordinary	18,158	18,158
15-May-2023	STATE STREET GLOBAL ADVISORS, AUSTRALIA, LIMITED	Purchase	98.45	Ordinary	219	219
15-May-2023	STATE STREET GLOBAL ADVISORS, AUSTRALIA, LIMITED	Purchase	98.50	Ordinary	58,669	58,669
16-May-2023	STATE STREET GLOBAL ADVISORS, AUSTRALIA, LIMITED	In specie redemption	n/a	Ordinary	(15,588)	(15,588)
17-May-2023	STATE STREET GLOBAL ADVISORS, AUSTRALIA, LIMITED	Purchase	97.14	Ordinary	32	32
23-May-2023	STATE STREET GLOBAL ADVISORS, AUSTRALIA, LIMITED	In specie redemption	n/a	Ordinary	(2,969)	(2,969)
26-May-2023	STATE STREET GLOBAL ADVISORS, AUSTRALIA, LIMITED	Purchase	98.16	Ordinary	15,937	15,937
26-May-2023	STATE STREET GLOBAL ADVISORS, AUSTRALIA, LIMITED	Sale	98.16	Ordinary	(21,849)	(21,849)
26-May-2023	STATE STREET GLOBAL ADVISORS, AUSTRALIA, LIMITED	In specie redemption	n/a	Ordinary	(1,601)	(1,601)
31-May-2023	STATE STREET GLOBAL ADVISORS, AUSTRALIA, LIMITED	Purchase	96.78	Ordinary	5,877	5,877
31-May-2023	STATE STREET GLOBAL ADVISORS, AUSTRALIA, LIMITED	Purchase	96.78	Ordinary	1,755	1,755
31-May-2023	STATE STREET GLOBAL ADVISORS, AUSTRALIA, LIMITED	Sale	96.78	Ordinary	(16,194)	(16,194)
01-Jun-2023	STATE STREET GLOBAL ADVISORS, AUSTRALIA, LIMITED	In specie redemption	n/a	Ordinary	(10,392)	(10,392)
02-Jun-2023	STATE STREET GLOBAL ADVISORS, AUSTRALIA, LIMITED	In specie application	n/a	Ordinary	2,928	2,928
05-Jun-2023	STATE STREET GLOBAL ADVISORS, AUSTRALIA, LIMITED	In specie redemption	n/a	Ordinary	(532,101)	(532,101)
05-Jun-2023	STATE STREET GLOBAL ADVISORS, AUSTRALIA, LIMITED	In specie redemption	n/a	Ordinary	(1,739,260)	(1,739,260)
06-Jun-2023	STATE STREET GLOBAL ADVISORS, AUSTRALIA, LIMITED	In specie application	n/a	Ordinary	391,546	391,546
13-Jun-2023	STATE STREET GLOBAL ADVISORS, AUSTRALIA, LIMITED	In specie redemption	n/a	Ordinary	(1,601)	(1,601)
16-Jun-2023	STATE STREET GLOBAL ADVISORS, AUSTRALIA, LIMITED	Purchase	99.35	Ordinary	5,536	5,536
16-Jun-2023	STATE STREET GLOBAL ADVISORS, AUSTRALIA, LIMITED	Purchase	99.35	Ordinary	136,989	136,989
16-Jun-2023	STATE STREET GLOBAL ADVISORS, AUSTRALIA, LIMITED	Sale	99.35	Ordinary	(110,431)	(110,431)
16-Jun-2023	STATE STREET GLOBAL ADVISORS, AUSTRALIA, LIMITED	In specie redemption	n/a	Ordinary	(2,927)	(2,927)
19-Jun-2023	STATE STREET GLOBAL ADVISORS, AUSTRALIA, LIMITED	In specie redemption	n/a	Ordinary	(574)	(574)
22-Jun-2023	STATE STREET GLOBAL ADVISORS, AUSTRALIA, LIMITED	Purchase	100.08	Ordinary	10,905	10,905
27-Jun-2023	STATE STREET GLOBAL ADVISORS, AUSTRALIA, LIMITED	Purchase	98.43	Ordinary	1,933	1,933
27-Jun-2023	STATE STREET GLOBAL ADVISORS, AUSTRALIA, LIMITED	Sale	99.16	Ordinary	(1,791)	(1,791)
28-Jun-2023	STATE STREET GLOBAL ADVISORS, AUSTRALIA, LIMITED	In specie redemption	n/a	Ordinary	(12,312)	(12,312)
30-Jun-2023	STATE STREET GLOBAL ADVISORS, AUSTRALIA, LIMITED	In specie redemption	n/a	Ordinary	(14,146)	(14,146)
03-Jul-2023	STATE STREET GLOBAL ADVISORS, AUSTRALIA, LIMITED	In specie redemption	n/a	Ordinary	(1,590)	(1,590)
04-Jul-2023	STATE STREET GLOBAL ADVISORS, AUSTRALIA, LIMITED	In specie redemption	n/a	Ordinary	(9,002)	(9,002)
06-Jul-2023	STATE STREET GLOBAL ADVISORS, AUSTRALIA, LIMITED	Sale	100.43	Ordinary	(3,722)	(3,722)
10-Jul-2023	STATE STREET GLOBAL ADVISORS, AUSTRALIA, LIMITED	In specie application	n/a	Ordinary	10,288	10,288
11-Jul-2023	STATE STREET GLOBAL ADVISORS, AUSTRALIA, LIMITED	Purchase	99.62	Ordinary	2,273	2,273
11-Jul-2023	STATE STREET GLOBAL ADVISORS, AUSTRALIA, LIMITED	In specie application	n/a	Ordinary	1,590	1,590
12-Jul-2023	STATE STREET GLOBAL ADVISORS, AUSTRALIA, LIMITED	Sale	99.15	Ordinary	(782)	(782)
14-Jul-2023	STATE STREET GLOBAL ADVISORS, AUSTRALIA, LIMITED	In specie redemption	n/a	Ordinary	(2,889)	(2,889)
17-Jul-2023	STATE STREET GLOBAL ADVISORS, AUSTRALIA, LIMITED	In specie redemption	n/a	Ordinary	(9,002)	(9,002)
19-Jul-2023	STATE STREET GLOBAL ADVISORS, AUSTRALIA, LIMITED	In specie application	n/a	Ordinary	4,021	4,021
21-Jul-2023	STATE STREET GLOBAL ADVISORS, AUSTRALIA, LIMITED	Sale	104.55	Ordinary	(4,296)	(4,296)
21-Jul-2023	STATE STREET GLOBAL ADVISORS, AUSTRALIA, LIMITED	In specie redemption	n/a	Ordinary	(4,770)	(4,770)
24-Jul-2023	STATE STREET GLOBAL ADVISORS, AUSTRALIA, LIMITED	Purchase	104.50	Ordinary	115	115
25-Jul-2023	STATE STREET GLOBAL ADVISORS, AUSTRALIA, LIMITED	In specie redemption	n/a	Ordinary	(9,009)	(9,009)
26-Jul-2023	STATE STREET GLOBAL ADVISORS, AUSTRALIA, LIMITED	In specie application	n/a	Ordinary	7,722	7,722
31-Jul-2023	STATE STREET GLOBAL ADVISORS, AUSTRALIA, LIMITED	In specie redemption	n/a	Ordinary	(2,888)	(2,888)
01-Aug-2023	STATE STREET GLOBAL ADVISORS, AUSTRALIA, LIMITED	Sale	105.85	Ordinary	(40,208)	(40,208)
01-Aug-2023	STATE STREET GLOBAL ADVISORS, AUSTRALIA, LIMITED	In specie application	n/a	Ordinary	124,314	124,314
01-Aug-2023	STATE STREET GLOBAL ADVISORS, AUSTRALIA, LIMITED	In specie redemption	n/a	Ordinary	(8,020)	(8,020)
02-Aug-2023	STATE STREET GLOBAL ADVISORS, AUSTRALIA, LIMITED	Sale	103.46	Ordinary	(2,325)	(2,325)
03-Aug-2023	STATE STREET GLOBAL ADVISORS, AUSTRALIA, LIMITED	In specie redemption	n/a	Ordinary	(3,396)	(3,396)
04-Aug-2023	STATE STREET GLOBAL ADVISORS, AUSTRALIA, LIMITED	Sale	101.86	Ordinary	(36,293)	(36,293)
04-Aug-2023	STATE STREET GLOBAL ADVISORS, AUSTRALIA, LIMITED	Sale	101.86	Ordinary	(9,482)	(9,482)
04-Aug-2023	STATE STREET GLOBAL ADVISORS, AUSTRALIA, LIMITED	In specie application	n/a	Ordinary	7,716	7,716
07-Aug-2023	STATE STREET GLOBAL ADVISORS, AUSTRALIA, LIMITED	In specie redemption	n/a	Ordinary	(1,590)	(1,590)
09-Aug-2023	STATE STREET GLOBAL ADVISORS, AUSTRALIA, LIMITED	In specie redemption	n/a	Ordinary	(1,590)	(1,590)
10-Aug-2023	STATE STREET GLOBAL ADVISORS, AUSTRALIA, LIMITED	Purchase	104.47	Ordinary	14,265	14,265
14-Aug-2023	STATE STREET GLOBAL ADVISORS, AUSTRALIA, LIMITED	In specie redemption	n/a	Ordinary	(1,591)	(1,591)
15-Aug-2023	STATE STREET GLOBAL ADVISORS, AUSTRALIA, LIMITED	In specie application	n/a	Ordinary	1,591	1,591
16-Aug-2023	STATE STREET GLOBAL ADVISORS, AUSTRALIA, LIMITED	In specie application	n/a	Ordinary	6,435	6,435
17-Aug-2023	STATE STREET GLOBAL ADVISORS, AUSTRALIA, LIMITED	Purchase	99.65	Ordinary	153	153
17-Aug-2023	STATE STREET GLOBAL ADVISORS, AUSTRALIA, LIMITED	Purchase	99.65	Ordinary	131	131
17-Aug-2023	STATE STREET GLOBAL ADVISORS, AUSTRALIA, LIMITED	Purchase	99.65	Ordinary	2,585	2,585
17-Aug-2023	STATE STREET GLOBAL ADVISORS, AUSTRALIA, LIMITED	In specie application	n/a	Ordinary	10,320	10,320
23-Aug-2023	STATE STREET GLOBAL ADVISORS, AUSTRALIA, LIMITED	In specie application	n/a	Ordinary	672,899	672,899
23-Aug-2023	STATE STREET GLOBAL ADVISORS, AUSTRALIA, LIMITED	In specie redemption	n/a	Ordinary	(10,328)	(10,328)
24-Aug-2023	STATE STREET GLOBAL ADVISORS, AUSTRALIA, LIMITED	Sale	100.61	Ordinary	(23,678)	(23,678)
24-Aug-2023	STATE STREET GLOBAL ADVISORS, AUSTRALIA, LIMITED	In specie redemption	n/a	Ordinary	(66,992)	(66,992)
25-Aug-2023	STATE STREET GLOBAL ADVISORS, AUSTRALIA, LIMITED	Purchase	99.57	Ordinary	70,476	70,476
29-Aug-2023	STATE STREET GLOBAL ADVISORS, AUSTRALIA, LIMITED	Purchase	101.03	Ordinary	373,524	373,524
29-Aug-2023	STATE STREET GLOBAL ADVISORS, AUSTRALIA, LIMITED	In specie redemption	n/a	Ordinary	(1,596)	(1,596)
31-Aug-2023	STATE STREET GLOBAL ADVISORS, AUSTRALIA, LIMITED	Purchase	102.13	Ordinary	321	321
31-Aug-2023	STATE STREET GLOBAL ADVISORS, AUSTRALIA, LIMITED	Purchase	102.13	Ordinary	400	400
31-Aug-2023	STATE STREET GLOBAL ADVISORS, AUSTRALIA, LIMITED	Purchase	102.18	Ordinary	29,551	29,551
05-Sep-2023	STATE STREET GLOBAL ADVISORS, AUSTRALIA, LIMITED	In specie redemption	n/a	Ordinary	(7,782)	(7,782)
11-Sep-2023	STATE STREET GLOBAL ADVISORS, AUSTRALIA, LIMITED	Purchase	101.97	Ordinary	313,512	313,512
11-Sep-2023	STATE STREET GLOBAL ADVISORS, AUSTRALIA, LIMITED	In specie redemption	n/a	Ordinary	(1,610)	(1,610)
14-Sep-2023	STATE STREET GLOBAL ADVISORS, AUSTRALIA, LIMITED	Sale	102.13	Ordinary	(99,662)	(99,662)
15-Sep-2023	STATE STREET GLOBAL ADVISORS, AUSTRALIA, LIMITED	Purchase	103.16	Ordinary	12,149	12,149
15-Sep-2023	STATE STREET GLOBAL ADVISORS, AUSTRALIA, LIMITED	Purchase	103.16	Ordinary	6,999	6,999
15-Sep-2023	STATE STREET GLOBAL ADVISORS, AUSTRALIA, LIMITED	Sale	103.16	Ordinary	(27,007)	(27,007)
15-Sep-2023	STATE STREET GLOBAL ADVISORS, AUSTRALIA, LIMITED	Sale	103.16	Ordinary	(22,983)	(22,983)
15-Sep-2023	STATE STREET GLOBAL ADVISORS, AUSTRALIA, LIMITED	Sale	103.16	Ordinary	(6,999)	(6,999)
15-Sep-2023	STATE STREET GLOBAL ADVISORS, AUSTRALIA, LIMITED	Sale	103.16	Ordinary	(2,074)	(2,074)
15-Sep-2023	STATE STREET GLOBAL ADVISORS, AUSTRALIA, LIMITED	Sale	103.16	Ordinary	(1,546)	(1,546)
20-Sep-2023	STATE STREET GLOBAL ADVISORS, AUSTRALIA, LIMITED	In specie redemption	n/a	Ordinary	(55,838)	(55,838)
27-Sep-2023	STATE STREET GLOBAL ADVISORS, AUSTRALIA, LIMITED	Purchase	100.53	Ordinary	8,833	8,833
27-Sep-2023	STATE STREET GLOBAL ADVISORS, AUSTRALIA, LIMITED	Sale	100.53	Ordinary	(479)	(479)
27-Sep-2023	STATE STREET GLOBAL ADVISORS, AUSTRALIA, LIMITED	In specie application	n/a	Ordinary	1,142	1,142
29-Sep-2023	STATE STREET GLOBAL ADVISORS, AUSTRALIA, LIMITED	Purchase	99.97	Ordinary	11,530	11,530
03-Oct-2023	STATE STREET GLOBAL ADVISORS, AUSTRALIA, LIMITED	In specie application	n/a	Ordinary	16,828	16,828
04-Oct-2023	STATE STREET GLOBAL ADVISORS, AUSTRALIA, LIMITED	In specie application	n/a	Ordinary	2,906	2,906
10-Oct-2023	STATE STREET GLOBAL ADVISORS, AUSTRALIA, LIMITED	In specie redemption	n/a	Ordinary	(241,663)	(241,663)
13-Oct-2023	STATE STREET GLOBAL ADVISORS, AUSTRALIA, LIMITED	Sale	100.97	Ordinary	(2,219)	(2,219)
13-Oct-2023	STATE STREET GLOBAL ADVISORS, AUSTRALIA, LIMITED	In specie application	n/a	Ordinary	1,576	1,576
13-Oct-2023	STATE STREET GLOBAL ADVISORS, AUSTRALIA, LIMITED	In specie redemption	n/a	Ordinary	(13,073)	(13,073)
18-Oct-2023	STATE STREET GLOBAL ADVISORS, AUSTRALIA, LIMITED	In specie application	n/a	Ordinary	5,088	5,088
19-Oct-2023	STATE STREET GLOBAL ADVISORS, AUSTRALIA, LIMITED	Purchase	99.78	Ordinary	377,293	377,293
23-Oct-2023	STATE STREET GLOBAL ADVISORS, AUSTRALIA, LIMITED	In specie application	n/a	Ordinary	3,154	3,154
26-Oct-2023	STATE STREET GLOBAL ADVISORS, AUSTRALIA, LIMITED	Purchase	97.00	Ordinary	740	740
31-Oct-2023	STATE STREET GLOBAL ADVISORS, AUSTRALIA, LIMITED	Purchase	96.56	Ordinary	2,780	2,780
31-Oct-2023	STATE STREET GLOBAL ADVISORS, AUSTRALIA, LIMITED	Purchase	96.56	Ordinary	19,362	19,362
31-Oct-2023	STATE STREET GLOBAL ADVISORS, AUSTRALIA, LIMITED	Purchase	96.56	Ordinary	44,346	44,346
31-Oct-2023	STATE STREET GLOBAL ADVISORS, AUSTRALIA, LIMITED	Purchase	96.56	Ordinary	285,087	285,087
31-Oct-2023	STATE STREET GLOBAL ADVISORS, AUSTRALIA, LIMITED	Sale	96.56	Ordinary	(44,346)	(44,346)
31-Oct-2023	STATE STREET GLOBAL ADVISORS, AUSTRALIA, LIMITED	Sale	96.56	Ordinary	(5,710)	(5,710)
31-Oct-2023	STATE STREET GLOBAL ADVISORS, AUSTRALIA, LIMITED	In specie redemption	n/a	Ordinary	(3,154)	(3,154)
02-Nov-2023	STATE STREET GLOBAL ADVISORS, AUSTRALIA, LIMITED	In specie application	n/a	Ordinary	1,577	1,577
02-Nov-2023	STATE STREET GLOBAL ADVISORS, AUSTRALIA, LIMITED	In specie redemption	n/a	Ordinary	(2,905)	(2,905)
03-Nov-2023	STATE STREET GLOBAL ADVISORS, AUSTRALIA, LIMITED	In specie application	n/a	Ordinary	493,669	493,669
03-Nov-2023	STATE STREET GLOBAL ADVISORS, AUSTRALIA, LIMITED	In specie redemption	n/a	Ordinary	(12,720)	(12,720)
07-Nov-2023	STATE STREET GLOBAL ADVISORS, AUSTRALIA, LIMITED	In specie redemption	n/a	Ordinary	(63,775)	(63,775)
08-Nov-2023	STATE STREET GLOBAL ADVISORS, AUSTRALIA, LIMITED	Purchase	100.69	Ordinary	382,805	382,805

08-Nov-2023	STATE STREET GLOBAL ADVISORS, AUSTRALIA, LIMITED	In specie redemption	n/a	Ordinary	(1,576)	(1,576)
09-Nov-2023	STATE STREET GLOBAL ADVISORS, AUSTRALIA, LIMITED	Purchase	102.13	Ordinary	991	991
10-Nov-2023	STATE STREET GLOBAL ADVISORS, AUSTRALIA, LIMITED	In specie application	n/a	Ordinary	2,917	2,917
13-Nov-2023	STATE STREET GLOBAL ADVISORS, AUSTRALIA, LIMITED	Purchase	101.31	Ordinary	893	893
13-Nov-2023	STATE STREET GLOBAL ADVISORS, AUSTRALIA, LIMITED	In specie application	n/a	Ordinary	8,751	8,751
14-Nov-2023	STATE STREET GLOBAL ADVISORS, AUSTRALIA, LIMITED	Purchase	102.28	Ordinary	153,246	153,246
14-Nov-2023	STATE STREET GLOBAL ADVISORS, AUSTRALIA, LIMITED	Purchase	102.28	Ordinary	1,071	1,071
14-Nov-2023	STATE STREET GLOBAL ADVISORS, AUSTRALIA, LIMITED	In specie application	n/a	Ordinary	18,658	18,658
15-Nov-2023	STATE STREET GLOBAL ADVISORS, AUSTRALIA, LIMITED	In specie application	n/a	Ordinary	23,480	23,480
15-Nov-2023	STATE STREET GLOBAL ADVISORS, AUSTRALIA, LIMITED	In specie redemption	n/a	Ordinary	(97,885)	(97,885)
16-Nov-2023	STATE STREET GLOBAL ADVISORS, AUSTRALIA, LIMITED	Sale	102.27	Ordinary	(5,433)	(5,433)
16-Nov-2023	STATE STREET GLOBAL ADVISORS, AUSTRALIA, LIMITED	In specie application	n/a	Ordinary	3,164	3,164
17-Nov-2023	STATE STREET GLOBAL ADVISORS, AUSTRALIA, LIMITED	Sale	102.47	Ordinary	(11,440)	(11,440)
20-Nov-2023	STATE STREET GLOBAL ADVISORS, AUSTRALIA, LIMITED	In specie redemption	n/a	Ordinary	(1,584)	(1,584)
21-Nov-2023	STATE STREET GLOBAL ADVISORS, AUSTRALIA, LIMITED	In specie application	n/a	Ordinary	171,557	171,557
23-Nov-2023	STATE STREET GLOBAL ADVISORS, AUSTRALIA, LIMITED	Purchase	102.96	Ordinary	14,518	14,518
27-Nov-2023	STATE STREET GLOBAL ADVISORS, AUSTRALIA, LIMITED	In specie application	n/a	Ordinary	1,091,961	1,091,961
28-Nov-2023	STATE STREET GLOBAL ADVISORS, AUSTRALIA, LIMITED	Purchase	103.46	Ordinary	55,828	55,828
29-Nov-2023	STATE STREET GLOBAL ADVISORS, AUSTRALIA, LIMITED	Purchase	103.52	Ordinary	111,656	111,656
30-Nov-2023	STATE STREET GLOBAL ADVISORS, AUSTRALIA, LIMITED	Purchase	104.62	Ordinary	6,132	6,132
30-Nov-2023	STATE STREET GLOBAL ADVISORS, AUSTRALIA, LIMITED	Purchase	104.62	Ordinary	1,315,072	1,315,072
30-Nov-2023	STATE STREET GLOBAL ADVISORS, AUSTRALIA, LIMITED	Purchase	104.62	Ordinary	920	920
30-Nov-2023	STATE STREET GLOBAL ADVISORS, AUSTRALIA, LIMITED	Purchase	104.66	Ordinary	8,828	8,828
30-Nov-2023	STATE STREET GLOBAL ADVISORS, AUSTRALIA, LIMITED	Purchase	104.66	Ordinary	6,200	6,200
30-Nov-2023	STATE STREET GLOBAL ADVISORS, AUSTRALIA, LIMITED	Purchase	104.66	Ordinary	66,643	66,643
30-Nov-2023	STATE STREET GLOBAL ADVISORS, AUSTRALIA, LIMITED	Sale	104.66	Ordinary	(1,526)	(1,526)
30-Nov-2023	STATE STREET GLOBAL ADVISORS, AUSTRALIA, LIMITED	Sale	104.66	Ordinary	(9,739)	(9,739)
30-Nov-2023	STATE STREET GLOBAL ADVISORS, AUSTRALIA, LIMITED	Sale	104.66	Ordinary	(66,643)	(66,643)
30-Nov-2023	STATE STREET GLOBAL ADVISORS, AUSTRALIA, LIMITED	Sale	104.66	Ordinary	(1,915)	(1,915)
30-Nov-2023	STATE STREET GLOBAL ADVISORS, AUSTRALIA, LIMITED	In specie application	n/a	Ordinary	584,606	584,606
30-Nov-2023	STATE STREET GLOBAL ADVISORS, AUSTRALIA, LIMITED	In specie redemption	n/a	Ordinary	(549,230)	(549,230)
01-Dec-2023	STATE STREET GLOBAL ADVISORS, AUSTRALIA, LIMITED	Purchase	104.26	Ordinary	1,200	1,200
01-Dec-2023	STATE STREET GLOBAL ADVISORS, AUSTRALIA, LIMITED	In specie redemption	n/a	Ordinary	(6,385)	(6,385)
04-Dec-2023	STATE STREET GLOBAL ADVISORS, AUSTRALIA, LIMITED	In specie redemption	n/a	Ordinary	(3,355)	(3,355)
07-Dec-2023	STATE STREET GLOBAL ADVISORS, AUSTRALIA, LIMITED	In specie redemption	n/a	Ordinary	(4,532)	(4,532)
11-Dec-2023	STATE STREET GLOBAL ADVISORS, AUSTRALIA, LIMITED	In specie application	n/a	Ordinary	10,220	10,220
12-Dec-2023	STATE STREET GLOBAL ADVISORS, AUSTRALIA, LIMITED	Purchase	107.41	Ordinary	69,685	69,685
12-Dec-2023	STATE STREET GLOBAL ADVISORS, AUSTRALIA, LIMITED	In specie redemption	n/a	Ordinary	(7,970)	(7,970)
14-Dec-2023	STATE STREET GLOBAL ADVISORS, AUSTRALIA, LIMITED	Purchase	109.52	Ordinary	48,742	48,742
15-Dec-2023	STATE STREET GLOBAL ADVISORS, AUSTRALIA, LIMITED	Purchase	110.07	Ordinary	1,708,470	1,708,470
15-Dec-2023	STATE STREET GLOBAL ADVISORS, AUSTRALIA, LIMITED	Sale	110.07	Ordinary	(8,755)	(8,755)
15-Dec-2023	STATE STREET GLOBAL ADVISORS, AUSTRALIA, LIMITED	In specie redemption	n/a	Ordinary	(1,281)	(1,281)
18-Dec-2023	STATE STREET GLOBAL ADVISORS, AUSTRALIA, LIMITED	In specie redemption	n/a	Ordinary	(2,940)	(2,940)
19-Dec-2023	STATE STREET GLOBAL ADVISORS, AUSTRALIA, LIMITED	Purchase	110.63	Ordinary	2,716	2,716
19-Dec-2023	STATE STREET GLOBAL ADVISORS, AUSTRALIA, LIMITED	In specie application	n/a	Ordinary	835,306	835,306
19-Dec-2023	STATE STREET GLOBAL ADVISORS, AUSTRALIA, LIMITED	In specie redemption	n/a	Ordinary	(835,306)	(835,306)
20-Dec-2023	STATE STREET GLOBAL ADVISORS, AUSTRALIA, LIMITED	Sale	110.97	Ordinary	(4,870)	(4,870)
21-Dec-2023	STATE STREET GLOBAL ADVISORS, AUSTRALIA, LIMITED	In specie application	n/a	Ordinary	2,862	2,862
21-Dec-2023	STATE STREET GLOBAL ADVISORS, AUSTRALIA, LIMITED	In specie redemption	n/a	Ordinary	(17,808)	(17,808)
22-Dec-2023	STATE STREET GLOBAL ADVISORS, AUSTRALIA, LIMITED	In specie redemption	n/a	Ordinary	(5,724)	(5,724)
29-Dec-2023	STATE STREET GLOBAL ADVISORS, AUSTRALIA, LIMITED	In specie redemption	n/a	Ordinary	(5,056)	(5,056)
02-Jan-2024	STATE STREET GLOBAL ADVISORS, AUSTRALIA, LIMITED	In specie redemption	n/a	Ordinary	(4,413)	(4,413)
04-Jan-2024	STATE STREET GLOBAL ADVISORS, AUSTRALIA, LIMITED	In specie application	n/a	Ordinary	1,569	1,569
09-Jan-2024	STATE STREET GLOBAL ADVISORS, AUSTRALIA, LIMITED	Sale	115.42	Ordinary	(51,719)	(51,719)
09-Jan-2024	STATE STREET GLOBAL ADVISORS, AUSTRALIA, LIMITED	In specie application	n/a	Ordinary	561	561
10-Jan-2024	STATE STREET GLOBAL ADVISORS, AUSTRALIA, LIMITED	Purchase	112.04	Ordinary	2,298	2,298
10-Jan-2024	STATE STREET GLOBAL ADVISORS, AUSTRALIA, LIMITED	In specie redemption	n/a	Ordinary	(42,915)	(42,915)
11-Jan-2024	STATE STREET GLOBAL ADVISORS, AUSTRALIA, LIMITED	Purchase	113.60	Ordinary	1,006	1,006
12-Jan-2024	STATE STREET GLOBAL ADVISORS, AUSTRALIA, LIMITED	Purchase	113.55	Ordinary	300,832	300,832
16-Jan-2024	STATE STREET GLOBAL ADVISORS, AUSTRALIA, LIMITED	In specie application	n/a	Ordinary	1,584	1,584
17-Jan-2024	STATE STREET GLOBAL ADVISORS, AUSTRALIA, LIMITED	Purchase	112.22	Ordinary	304,692	304,692
18-Jan-2024	STATE STREET GLOBAL ADVISORS, AUSTRALIA, LIMITED	In specie redemption	n/a	Ordinary	(84,574)	(84,574)
19-Jan-2024	STATE STREET GLOBAL ADVISORS, AUSTRALIA, LIMITED	In specie redemption	n/a	Ordinary	(1,569)	(1,569)
22-Jan-2024	STATE STREET GLOBAL ADVISORS, AUSTRALIA, LIMITED	Purchase	114.80	Ordinary	306,850	306,850
22-Jan-2024	STATE STREET GLOBAL ADVISORS, AUSTRALIA, LIMITED	Purchase	114.80	Ordinary	1,852	1,852
22-Jan-2024	STATE STREET GLOBAL ADVISORS, AUSTRALIA, LIMITED	In specie redemption	n/a	Ordinary	(1,275)	(1,275)
23-Jan-2024	STATE STREET GLOBAL ADVISORS, AUSTRALIA, LIMITED	In specie redemption	n/a	Ordinary	(563)	(563)
25-Jan-2024	STATE STREET GLOBAL ADVISORS, AUSTRALIA, LIMITED	Purchase	114.86	Ordinary	230,308	230,308
30-Jan-2024	STATE STREET GLOBAL ADVISORS, AUSTRALIA, LIMITED	In specie redemption	n/a	Ordinary	(5,704)	(5,704)
31-Jan-2024	STATE STREET GLOBAL ADVISORS, AUSTRALIA, LIMITED	Purchase	117.53	Ordinary	367,802	367,802
31-Jan-2024	STATE STREET GLOBAL ADVISORS, AUSTRALIA, LIMITED	In specie redemption	n/a	Ordinary	(28,279)	(28,279)
02-Feb-2024	STATE STREET GLOBAL ADVISORS, AUSTRALIA, LIMITED	Purchase	115.81	Ordinary	293,346	293,346
06-Feb-2024	STATE STREET GLOBAL ADVISORS, AUSTRALIA, LIMITED	In specie redemption	n/a	Ordinary	(1,569)	(1,569)
08-Feb-2024	STATE STREET GLOBAL ADVISORS, AUSTRALIA, LIMITED	In specie application	n/a	Ordinary	561	561
09-Feb-2024	STATE STREET GLOBAL ADVISORS, AUSTRALIA, LIMITED	Purchase	116.24	Ordinary	738,610	738,610
09-Feb-2024	STATE STREET GLOBAL ADVISORS, AUSTRALIA, LIMITED	In specie redemption	n/a	Ordinary	(2,860)	(2,860)
12-Feb-2024	STATE STREET GLOBAL ADVISORS, AUSTRALIA, LIMITED	In specie application	n/a	Ordinary	3,422	3,422
13-Feb-2024	STATE STREET GLOBAL ADVISORS, AUSTRALIA, LIMITED	In specie application	n/a	Ordinary	7,584	7,584
14-Feb-2024	STATE STREET GLOBAL ADVISORS, AUSTRALIA, LIMITED	In specie redemption	n/a	Ordinary	(2,860)	(2,860)
19-Feb-2024	STATE STREET GLOBAL ADVISORS, AUSTRALIA, LIMITED	In specie redemption	n/a	Ordinary	(1,569)	(1,569)
22-Feb-2024	STATE STREET GLOBAL ADVISORS, AUSTRALIA, LIMITED	In specie redemption	n/a	Ordinary	(1,280)	(1,280)
23-Feb-2024	STATE STREET GLOBAL ADVISORS, AUSTRALIA, LIMITED	Sale	114.83	Ordinary	(5,460)	(5,460)
23-Feb-2024	STATE STREET GLOBAL ADVISORS, AUSTRALIA, LIMITED	Sale	114.83	Ordinary	(11,287)	(11,287)
26-Feb-2024	STATE STREET GLOBAL ADVISORS, AUSTRALIA, LIMITED	Purchase	115.82	Ordinary	135,055	135,055
27-Feb-2024	STATE STREET GLOBAL ADVISORS, AUSTRALIA, LIMITED	Purchase	115.49	Ordinary	125,493	125,493
27-Feb-2024	STATE STREET GLOBAL ADVISORS, AUSTRALIA, LIMITED	Purchase	117.12	Ordinary	12,449	12,449
27-Feb-2024	STATE STREET GLOBAL ADVISORS, AUSTRALIA, LIMITED	Purchase	117.12	Ordinary	9,562	9,562
28-Feb-2024	STATE STREET GLOBAL ADVISORS, AUSTRALIA, LIMITED	Purchase	115.96	Ordinary	304	304
28-Feb-2024	STATE STREET GLOBAL ADVISORS, AUSTRALIA, LIMITED	Purchase	116.03	Ordinary	28,581	28,581
28-Feb-2024	STATE STREET GLOBAL ADVISORS, AUSTRALIA, LIMITED	Purchase	116.30	Ordinary	135,055	135,055
29-Feb-2024	STATE STREET GLOBAL ADVISORS, AUSTRALIA, LIMITED	Purchase	115.41	Ordinary	365,782	365,782
29-Feb-2024	STATE STREET GLOBAL ADVISORS, AUSTRALIA, LIMITED	Purchase	116.41	Ordinary	945,383	945,383
29-Feb-2024	STATE STREET GLOBAL ADVISORS, AUSTRALIA, LIMITED	In specie application	n/a	Ordinary	1,288	1,288
29-Feb-2024	STATE STREET GLOBAL ADVISORS, AUSTRALIA, LIMITED	In specie redemption	n/a	Ordinary	(34,524)	(34,524)
01-Mar-2024	STATE STREET GLOBAL ADVISORS, AUSTRALIA, LIMITED	Purchase	117.29	Ordinary	266	266
01-Mar-2024	STATE STREET GLOBAL ADVISORS, AUSTRALIA, LIMITED	In specie application	n/a	Ordinary	1,578	1,578
01-Mar-2024	STATE STREET GLOBAL ADVISORS, AUSTRALIA, LIMITED	In specie redemption	n/a	Ordinary	(1,288)	(1,288)
05-Mar-2024	STATE STREET GLOBAL ADVISORS, AUSTRALIA, LIMITED	In specie redemption	n/a	Ordinary	(1,578)	(1,578)
06-Mar-2024	STATE STREET GLOBAL ADVISORS, AUSTRALIA, LIMITED	Purchase	118.31	Ordinary	5,922	5,922
06-Mar-2024	STATE STREET GLOBAL ADVISORS, AUSTRALIA, LIMITED	In specie application	n/a	Ordinary	1,291	1,291
08-Mar-2024	STATE STREET GLOBAL ADVISORS, AUSTRALIA, LIMITED	In specie redemption	n/a	Ordinary	(1,300)	(1,300)
11-Mar-2024	STATE STREET GLOBAL ADVISORS, AUSTRALIA, LIMITED	In specie redemption	n/a	Ordinary	(2,885)	(2,885)
12-Mar-2024	STATE STREET GLOBAL ADVISORS, AUSTRALIA, LIMITED	Purchase	117.39	Ordinary	125,109	125,109
13-Mar-2024	STATE STREET GLOBAL ADVISORS, AUSTRALIA, LIMITED	Purchase	117.51	Ordinary	125,109	125,109
13-Mar-2024	STATE STREET GLOBAL ADVISORS, AUSTRALIA, LIMITED	Sale	117.55	Ordinary	(1,280)	(1,280)
14-Mar-2024	STATE STREET GLOBAL ADVISORS, AUSTRALIA, LIMITED	Purchase	116.15	Ordinary	125,109	125,109
15-Mar-2024	STATE STREET GLOBAL ADVISORS, AUSTRALIA, LIMITED	Purchase	115.42	Ordinary	871,660	871,660
15-Mar-2024	STATE STREET GLOBAL ADVISORS, AUSTRALIA, LIMITED	Purchase	115.54	Ordinary	200,171	200,171
15-Mar-2024	STATE STREET GLOBAL ADVISORS, AUSTRALIA, LIMITED	Purchase	115.54	Ordinary	5,468	5,468
15-Mar-2024	STATE STREET GLOBAL ADVISORS, AUSTRALIA, LIMITED	In specie application	n/a	Ordinary	260,536	260,536
20-Mar-2024	STATE STREET GLOBAL ADVISORS, AUSTRALIA, LIMITED	In specie application	n/a	Ordinary	1,301	1,301
21-Mar-2024	STATE STREET GLOBAL ADVISORS, AUSTRALIA, LIMITED	In specie application	n/a	Ordinary	135,055	135,055
21-Mar-2024	STATE STREET GLOBAL ADVISORS, AUSTRALIA, LIMITED	In specie application	n/a	Ordinary	945,383	945,383
21-Mar-2024	STATE STREET GLOBAL ADVISORS, AUSTRALIA, LIMITED	In specie redemption	n/a	Ordinary	(135,055)	(135,055)
21-Mar-2024	STATE STREET GLOBAL ADVISORS, AUSTRALIA, LIMITED	In specie redemption	n/a	Ordinary	(945,383)	(945,383)
22-Mar-2024	STATE STREET GLOBAL ADVISORS, AUSTRALIA, LIMITED	Purchase	117.15	Ordinary	201,132	201,132
22-Mar-2024	STATE STREET GLOBAL ADVISORS, AUSTRALIA, LIMITED	Purchase	117.48	Ordinary	1,445	1,445
22-Mar-2024	STATE STREET GLOBAL ADVISORS, AUSTRALIA, LIMITED	Sale	117.31	Ordinary	(1,997)	(1,997)
22-Mar-2024	STATE STREET GLOBAL ADVISORS, AUSTRALIA, LIMITED	In specie redemption	n/a	Ordinary	(4,190)	(4,190)
25-Mar-2024	STATE STREET GLOBAL ADVISORS, AUSTRALIA, LIMITED	Sale	118.79	Ordinary	(23,803)	(23,803)
25-Mar-2024	STATE STREET GLOBAL ADVISORS, AUSTRALIA, LIMITED	In specie application	n/a	Ordinary	1,596	1,596
26-Mar-2024	STATE STREET GLOBAL ADVISORS, AUSTRALIA, LIMITED	In specie application	n/a	Ordinary	1,301	1,301
26-Mar-2024	STATE STREET GLOBAL ADVISORS, AUSTRALIA, LIMITED	In specie redemption	n/a	Ordinary	(10,248)	(10,248)
27-Mar-2024	STATE STREET GLOBAL ADVISORS, AUSTRALIA, LIMITED	In specie application	n/a	Ordinary	276,946	276,946
28-Mar-2024	STATE STREET GLOBAL ADVISORS, AUSTRALIA, LIMITED	Purchase	120.22	Ordinary	14,627	14,627
28-Mar-2024	STATE STREET GLOBAL ADVISORS, AUSTRALIA, LIMITED	Purchase	120.32	Ordinary	57,554	57,554
28-Mar-2024	STATE STREET GLOBAL ADVISORS, AUSTRALIA, LIMITED	Purchase	120.34	Ordinary	9,528	9,528
29-Mar-2024	STATE STREET GLOBAL ADVISORS, AUSTRALIA, LIMITED	Sale	120.42	Ordinary	(10,742)	(10,742)
28-Mar-2024	STATE STREET GLOBAL ADVISORS, AUSTRALIA, LIMITED	In specie redemption	n/a	Ordinary	(1,581)	(1,581)
02-Apr-2024	STATE STREET GLOBAL ADVISORS, AUSTRALIA, LIMITED	In specie application	n/a	Ordinary	(1,581)	(1,581)
03-Apr-2024	STATE STREET GLOBAL ADVISORS, AUSTRALIA, LIMITED	In specie application	n/a	Ordinary	1,134	1,134
03-Apr-2024	STATE STREET GLOBAL ADVISORS, AUSTRALIA, LIMITED	In specie redemption	n/a	Ordinary	(34,668)	(34,668)
04-Apr-2024	STATE STREET GLOBAL ADVISORS, AUSTRALIA, LIMITED	Purchase	118.35	Ordinary	27,737	27,737
08-Apr-2024	STATE STREET GLOBAL ADVISORS, AUSTRALIA, LIMITED	Purchase	118.19	Ordinary	135,257	135,257
08-Apr-2024	STATE STREET GLOBAL ADVISORS, AUSTRALIA, LIMITED	In specie redemption	n/a	Ordinary	(2,864)	(2,864)
10-Aug-2022	STATE STREET GLOBAL ADVISORS, INC.	Purchase	101.07	Ordinary	6,459	6,459
10-Aug-2022	STATE STREET GLOBAL ADVISORS, INC.	Purchase	101.28	Ordinary	563	563
11-Aug-2022	STATE STREET GLOBAL ADVISORS, INC.	Purchase	100.78	Ordinary	2,775	2,775
12-Aug-2022	STATE STREET GLOBAL ADVISORS, INC.	Purchase	100.15	Ordinary	1,797	1,797
12-Aug-2022	STATE STREET GLOBAL ADVISORS, INC.	Purchase	100.34	Ordinary	4,185	4,185
12-Aug-2022	STATE STREET GLOBAL ADVISORS, INC.	Purchase	100.34	Ordinary	6,795	6,795
12-Aug-2022	STATE STREET GLOBAL ADVISORS, INC.	Purchase	100.34	Ordinary	21,365	21,365
16-Aug-2022	STATE STREET GLOBAL ADVISORS, INC.	Purchase	101.10	Ordinary	8,237	8,237
16-Aug-2022	STATE STREET GLOBAL ADVISORS, INC.	Purchase	101.46	Ordinary	10,817	10,817
16-Aug-2022	STATE STREET GLOBAL ADVISORS, INC.	Sale	101.10	Ordinary	(526)	(526)

17-Aug-2022	STATE STREET GLOBAL ADVISORS, INC.	Sale	99.65	Ordinary	(13,969)	(13,969)
17-Aug-2022	STATE STREET GLOBAL ADVISORS, INC.	Sale	99.76	Ordinary	(116)	(116)
18-Aug-2022	STATE STREET GLOBAL ADVISORS, INC.	Purchase	99.97	Ordinary	191	191
18-Aug-2022	STATE STREET GLOBAL ADVISORS, INC.	In specie application	n/a	Ordinary	1,162	1,162
19-Aug-2022	STATE STREET GLOBAL ADVISORS, INC.	Purchase	99.95	Ordinary	520	520
19-Aug-2022	STATE STREET GLOBAL ADVISORS, INC.	In specie application	n/a	Ordinary	996	996
22-Aug-2022	STATE STREET GLOBAL ADVISORS, INC.	Purchase	99.31	Ordinary	276	276
23-Aug-2022	STATE STREET GLOBAL ADVISORS, INC.	Purchase	97.02	Ordinary	2,564	2,564
23-Aug-2022	STATE STREET GLOBAL ADVISORS, INC.	Purchase	97.02	Ordinary	58,265	58,265
23-Aug-2022	STATE STREET GLOBAL ADVISORS, INC.	Purchase	98.50	Ordinary	497	497
23-Aug-2022	STATE STREET GLOBAL ADVISORS, INC.	Purchase	98.50	Ordinary	4,763	4,763
23-Aug-2022	STATE STREET GLOBAL ADVISORS, INC.	Sale	97.02	Ordinary	(1,532)	(1,532)
23-Aug-2022	STATE STREET GLOBAL ADVISORS, INC.	Sale	97.02	Ordinary	(2,564)	(2,564)
23-Aug-2022	STATE STREET GLOBAL ADVISORS, INC.	Sale	97.02	Ordinary	(1,316)	(1,316)
24-Aug-2022	STATE STREET GLOBAL ADVISORS, INC.	Purchase	97.25	Ordinary	2,593	2,593
24-Aug-2022	STATE STREET GLOBAL ADVISORS, INC.	Sale	97.20	Ordinary	(11,670)	(11,670)
25-Aug-2022	STATE STREET GLOBAL ADVISORS, INC.	Purchase	97.53	Ordinary	1,456	1,456
26-Aug-2022	STATE STREET GLOBAL ADVISORS, INC.	Sale	98.31	Ordinary	(10,638)	(10,638)
26-Aug-2022	STATE STREET GLOBAL ADVISORS, INC.	Sale	98.40	Ordinary	(4,896)	(4,896)
29-Aug-2022	STATE STREET GLOBAL ADVISORS, INC.	Purchase	96.53	Ordinary	3,899	3,899
29-Aug-2022	STATE STREET GLOBAL ADVISORS, INC.	Sale	96.28	Ordinary	(2,221)	(2,221)
30-Aug-2022	STATE STREET GLOBAL ADVISORS, INC.	Purchase	96.55	Ordinary	260	260
30-Aug-2022	STATE STREET GLOBAL ADVISORS, INC.	In specie redemption	n/a	Ordinary	(1,148)	(1,148)
31-Aug-2022	STATE STREET GLOBAL ADVISORS, INC.	Purchase	96.82	Ordinary	91	91
31-Aug-2022	STATE STREET GLOBAL ADVISORS, INC.	Purchase	97.47	Ordinary	46,227	46,227
31-Aug-2022	STATE STREET GLOBAL ADVISORS, INC.	Sale	97.47	Ordinary	(12,230)	(12,230)
31-Aug-2022	STATE STREET GLOBAL ADVISORS, INC.	In specie redemption	n/a	Ordinary	(68)	(68)
01-Sep-2022	STATE STREET GLOBAL ADVISORS, INC.	Purchase	95.87	Ordinary	894	894
01-Sep-2022	STATE STREET GLOBAL ADVISORS, INC.	Purchase	96.05	Ordinary	75,260	75,260
02-Sep-2022	STATE STREET GLOBAL ADVISORS, INC.	Purchase	96.10	Ordinary	4,371	4,371
05-Sep-2022	STATE STREET GLOBAL ADVISORS, INC.	Purchase	97.48	Ordinary	3,580	3,580
06-Sep-2022	STATE STREET GLOBAL ADVISORS, INC.	Purchase	96.11	Ordinary	4,652	4,652
07-Sep-2022	STATE STREET GLOBAL ADVISORS, INC.	Purchase	96.01	Ordinary	4,666	4,666
07-Sep-2022	STATE STREET GLOBAL ADVISORS, INC.	Sale	94.10	Ordinary	(373)	(373)
07-Sep-2022	STATE STREET GLOBAL ADVISORS, INC.	In specie redemption	n/a	Ordinary	(782)	(782)
08-Sep-2022	STATE STREET GLOBAL ADVISORS, INC.	Purchase	94.67	Ordinary	2,677	2,677
08-Sep-2022	STATE STREET GLOBAL ADVISORS, INC.	Purchase	95.24	Ordinary	2,556	2,556
08-Sep-2022	STATE STREET GLOBAL ADVISORS, INC.	Sale	94.67	Ordinary	(274)	(274)
09-Sep-2022	STATE STREET GLOBAL ADVISORS, INC.	Purchase	95.53	Ordinary	9,659	9,659
09-Sep-2022	STATE STREET GLOBAL ADVISORS, INC.	Sale	95.53	Ordinary	(9,659)	(9,659)
09-Sep-2022	STATE STREET GLOBAL ADVISORS, INC.	In specie application	n/a	Ordinary	1,494	1,494
09-Sep-2022	STATE STREET GLOBAL ADVISORS, INC.	In specie redemption	n/a	Ordinary	(896)	(896)
12-Sep-2022	STATE STREET GLOBAL ADVISORS, INC.	Purchase	96.00	Ordinary	5,123	5,123
12-Sep-2022	STATE STREET GLOBAL ADVISORS, INC.	Sale	96.00	Ordinary	(265)	(265)
12-Sep-2022	STATE STREET GLOBAL ADVISORS, INC.	Sale	96.28	Ordinary	(144)	(144)
13-Sep-2022	STATE STREET GLOBAL ADVISORS, INC.	Purchase	97.00	Ordinary	5,844	5,844
13-Sep-2022	STATE STREET GLOBAL ADVISORS, INC.	Purchase	97.94	Ordinary	573	573
13-Sep-2022	STATE STREET GLOBAL ADVISORS, INC.	Sale	97.00	Ordinary	(618)	(618)
13-Sep-2022	STATE STREET GLOBAL ADVISORS, INC.	In specie redemption	n/a	Ordinary	(4,940)	(4,940)
14-Sep-2022	STATE STREET GLOBAL ADVISORS, INC.	Purchase	94.46	Ordinary	4,381	4,381
14-Sep-2022	STATE STREET GLOBAL ADVISORS, INC.	Purchase	95.63	Ordinary	800	800
14-Sep-2022	STATE STREET GLOBAL ADVISORS, INC.	Sale	94.46	Ordinary	(4,220)	(4,220)
14-Sep-2022	STATE STREET GLOBAL ADVISORS, INC.	Sale	95.63	Ordinary	(258)	(258)
15-Sep-2022	STATE STREET GLOBAL ADVISORS, INC.	Purchase	95.06	Ordinary	3,236	3,236
15-Sep-2022	STATE STREET GLOBAL ADVISORS, INC.	Sale	95.06	Ordinary	(834)	(834)
16-Sep-2022	STATE STREET GLOBAL ADVISORS, INC.	Purchase	94.23	Ordinary	2,810	2,810
16-Sep-2022	STATE STREET GLOBAL ADVISORS, INC.	Purchase	94.23	Ordinary	8,652	8,652
16-Sep-2022	STATE STREET GLOBAL ADVISORS, INC.	Purchase	94.28	Ordinary	3,612	3,612
16-Sep-2022	STATE STREET GLOBAL ADVISORS, INC.	Sale	94.23	Ordinary	(4,050)	(4,050)
16-Sep-2022	STATE STREET GLOBAL ADVISORS, INC.	Sale	94.23	Ordinary	(27,389)	(27,389)
16-Sep-2022	STATE STREET GLOBAL ADVISORS, INC.	In specie redemption	n/a	Ordinary	(2,105)	(2,105)
19-Sep-2022	STATE STREET GLOBAL ADVISORS, INC.	Purchase	94.25	Ordinary	848	848
19-Sep-2022	STATE STREET GLOBAL ADVISORS, INC.	Purchase	94.66	Ordinary	9,743	9,743
19-Sep-2022	STATE STREET GLOBAL ADVISORS, INC.	Sale	94.25	Ordinary	(661)	(661)
20-Sep-2022	STATE STREET GLOBAL ADVISORS, INC.	Purchase	95.95	Ordinary	6,208	6,208
20-Sep-2022	STATE STREET GLOBAL ADVISORS, INC.	In specie application	n/a	Ordinary	40	40
20-Sep-2022	STATE STREET GLOBAL ADVISORS, INC.	In specie redemption	n/a	Ordinary	(166)	(166)
21-Sep-2022	STATE STREET GLOBAL ADVISORS, INC.	Purchase	95.44	Ordinary	3,785	3,785
21-Sep-2022	STATE STREET GLOBAL ADVISORS, INC.	Purchase	95.45	Ordinary	5,611	5,611
21-Sep-2022	STATE STREET GLOBAL ADVISORS, INC.	Purchase	95.45	Ordinary	12,419	12,419
21-Sep-2022	STATE STREET GLOBAL ADVISORS, INC.	Sale	95.45	Ordinary	(5,611)	(5,611)
21-Sep-2022	STATE STREET GLOBAL ADVISORS, INC.	Sale	95.45	Ordinary	(12,419)	(12,419)
23-Sep-2022	STATE STREET GLOBAL ADVISORS, INC.	Purchase	94.52	Ordinary	6,010	6,010
23-Sep-2022	STATE STREET GLOBAL ADVISORS, INC.	Sale	94.52	Ordinary	(3,158)	(3,158)
23-Sep-2022	STATE STREET GLOBAL ADVISORS, INC.	In specie redemption	n/a	Ordinary	(2,858)	(2,858)
26-Sep-2022	STATE STREET GLOBAL ADVISORS, INC.	Purchase	92.60	Ordinary	6,935	6,935
27-Sep-2022	STATE STREET GLOBAL ADVISORS, INC.	Purchase	93.43	Ordinary	3,487	3,487
27-Sep-2022	STATE STREET GLOBAL ADVISORS, INC.	Purchase	93.94	Ordinary	1,534	1,534
28-Sep-2022	STATE STREET GLOBAL ADVISORS, INC.	Sale	92.50	Ordinary	(177)	(177)
28-Sep-2022	STATE STREET GLOBAL ADVISORS, INC.	Sale	92.53	Ordinary	(938)	(938)
29-Sep-2022	STATE STREET GLOBAL ADVISORS, INC.	Purchase	93.12	Ordinary	660	660
29-Sep-2022	STATE STREET GLOBAL ADVISORS, INC.	Purchase	93.13	Ordinary	3,289	3,289
29-Sep-2022	STATE STREET GLOBAL ADVISORS, INC.	Purchase	93.83	Ordinary	1,769	1,769
29-Sep-2022	STATE STREET GLOBAL ADVISORS, INC.	Sale	93.12	Ordinary	(669)	(669)
29-Sep-2022	STATE STREET GLOBAL ADVISORS, INC.	Sale	93.83	Ordinary	(58)	(58)
30-Sep-2022	STATE STREET GLOBAL ADVISORS, INC.	Purchase	90.70	Ordinary	8,394	8,394
30-Sep-2022	STATE STREET GLOBAL ADVISORS, INC.	Purchase	90.70	Ordinary	166,784	166,784
30-Sep-2022	STATE STREET GLOBAL ADVISORS, INC.	Purchase	90.70	Ordinary	27,762	27,762
30-Sep-2022	STATE STREET GLOBAL ADVISORS, INC.	Purchase	93.22	Ordinary	130	130
30-Sep-2022	STATE STREET GLOBAL ADVISORS, INC.	Sale	90.70	Ordinary	(10,894)	(10,894)
30-Sep-2022	STATE STREET GLOBAL ADVISORS, INC.	Sale	90.70	Ordinary	(155,365)	(155,365)
30-Sep-2022	STATE STREET GLOBAL ADVISORS, INC.	Sale	90.70	Ordinary	(998)	(998)
30-Sep-2022	STATE STREET GLOBAL ADVISORS, INC.	Sale	90.74	Ordinary	(22,303)	(22,303)
03-Oct-2022	STATE STREET GLOBAL ADVISORS, INC.	Purchase	90.61	Ordinary	1,218	1,218
03-Oct-2022	STATE STREET GLOBAL ADVISORS, INC.	Purchase	91.15	Ordinary	1,000	1,000
03-Oct-2022	STATE STREET GLOBAL ADVISORS, INC.	Purchase	91.16	Ordinary	1,736	1,736
03-Oct-2022	STATE STREET GLOBAL ADVISORS, INC.	Purchase	91.16	Ordinary	1,268	1,268
03-Oct-2022	STATE STREET GLOBAL ADVISORS, INC.	Sale	90.61	Ordinary	(1,340)	(1,340)
03-Oct-2022	STATE STREET GLOBAL ADVISORS, INC.	Sale	91.15	Ordinary	(304)	(304)
04-Oct-2022	STATE STREET GLOBAL ADVISORS, INC.	Purchase	92.00	Ordinary	4,403	4,403
04-Oct-2022	STATE STREET GLOBAL ADVISORS, INC.	Purchase	94.79	Ordinary	1,964	1,964
04-Oct-2022	STATE STREET GLOBAL ADVISORS, INC.	In specie application	n/a	Ordinary	35,003	35,003
06-Oct-2022	STATE STREET GLOBAL ADVISORS, INC.	Purchase	96.88	Ordinary	445	445
06-Oct-2022	STATE STREET GLOBAL ADVISORS, INC.	Purchase	96.88	Ordinary	4,664	4,664
06-Oct-2022	STATE STREET GLOBAL ADVISORS, INC.	Sale	96.60	Ordinary	(6,719)	(6,719)
06-Oct-2022	STATE STREET GLOBAL ADVISORS, INC.	Sale	96.88	Ordinary	(3,370)	(3,370)
06-Oct-2022	STATE STREET GLOBAL ADVISORS, INC.	In specie application	n/a	Ordinary	332	332
07-Oct-2022	STATE STREET GLOBAL ADVISORS, INC.	Sale	94.99	Ordinary	(4,123)	(4,123)
07-Oct-2022	STATE STREET GLOBAL ADVISORS, INC.	In specie application	n/a	Ordinary	3,944	3,944
10-Oct-2022	STATE STREET GLOBAL ADVISORS, INC.	Purchase	94.96	Ordinary	364	364
10-Oct-2022	STATE STREET GLOBAL ADVISORS, INC.	Purchase	95.36	Ordinary	1,007	1,007
11-Oct-2022	STATE STREET GLOBAL ADVISORS, INC.	Purchase	94.00	Ordinary	2,560	2,560
11-Oct-2022	STATE STREET GLOBAL ADVISORS, INC.	Sale	95.30	Ordinary	(497)	(497)
12-Oct-2022	STATE STREET GLOBAL ADVISORS, INC.	Purchase	96.29	Ordinary	2,496	2,496
12-Oct-2022	STATE STREET GLOBAL ADVISORS, INC.	Purchase	96.30	Ordinary	14,294	14,294
12-Oct-2022	STATE STREET GLOBAL ADVISORS, INC.	Sale	96.31	Ordinary	(633)	(633)
13-Oct-2022	STATE STREET GLOBAL ADVISORS, INC.	Purchase	98.13	Ordinary	3,374	3,374
13-Oct-2022	STATE STREET GLOBAL ADVISORS, INC.	In specie application	n/a	Ordinary	26,129	26,129
14-Oct-2022	STATE STREET GLOBAL ADVISORS, INC.	Purchase	98.90	Ordinary	14,947	14,947
14-Oct-2022	STATE STREET GLOBAL ADVISORS, INC.	Purchase	98.90	Ordinary	2,412	2,412
14-Oct-2022	STATE STREET GLOBAL ADVISORS, INC.	Purchase	99.76	Ordinary	1,685	1,685
14-Oct-2022	STATE STREET GLOBAL ADVISORS, INC.	Sale	98.90	Ordinary	(489)	(489)
17-Oct-2022	STATE STREET GLOBAL ADVISORS, INC.	Purchase	98.73	Ordinary	739	739
17-Oct-2022	STATE STREET GLOBAL ADVISORS, INC.	Sale	98.73	Ordinary	(4,507)	(4,507)
18-Oct-2022	STATE STREET GLOBAL ADVISORS, INC.	Purchase	99.47	Ordinary	3,133	3,133
18-Oct-2022	STATE STREET GLOBAL ADVISORS, INC.	Sale	99.47	Ordinary	(209)	(209)
18-Oct-2022	STATE STREET GLOBAL ADVISORS, INC.	Sale	99.80	Ordinary	(202)	(202)
18-Oct-2022	STATE STREET GLOBAL ADVISORS, INC.	In specie application	n/a	Ordinary	2,304	2,304
19-Oct-2022	STATE STREET GLOBAL ADVISORS, INC.	In specie application	n/a	Ordinary	2,105	2,105
20-Oct-2022	STATE STREET GLOBAL ADVISORS, INC.	Purchase	100.77	Ordinary	2,321	2,321
20-Oct-2022	STATE STREET GLOBAL ADVISORS, INC.	Purchase	100.77	Ordinary	1,611	1,611
20-Oct-2022	STATE STREET GLOBAL ADVISORS, INC.	Sale	99.79	Ordinary	(289)	(289)
20-Oct-2022	STATE STREET GLOBAL ADVISORS, INC.	In specie application	n/a	Ordinary	38,396	38,396
20-Oct-2022	STATE STREET GLOBAL ADVISORS, INC.	In specie application	n/a	Ordinary	70,950	70,950
21-Oct-2022	STATE STREET GLOBAL ADVISORS, INC.	Sale	100.00	Ordinary	(1,637)	(1,637)
21-Oct-2022	STATE STREET GLOBAL ADVISORS, INC.	In specie application	n/a	Ordinary	8,874	8,874
24-Oct-2022	STATE STREET GLOBAL ADVISORS, INC.	Sale	100.50	Ordinary	(1,592)	(1,592)
25-Oct-2022	STATE STREET GLOBAL ADVISORS, INC.	Purchase	101.78	Ordinary	8,971	8,971
25-Oct-2022	STATE STREET GLOBAL ADVISORS, INC.	Purchase	101.78	Ordinary	1,308	1,308
25-Oct-2022	STATE STREET GLOBAL ADVISORS, INC.	Sale	101.90	Ordinary	(13)	(13)
25-Oct-2022	STATE STREET GLOBAL ADVISORS, INC.	Sale	101.78	Ordinary	(8,971)	(8,971)
25-Oct-2022	STATE STREET GLOBAL ADVISORS, INC.	Sale	101.78	Ordinary	(3,518)	(3,518)
26-Oct-2022	STATE STREET GLOBAL ADVISORS, INC.	Purchase	102.00	Ordinary	3,658	3,658
26-Oct-2022	STATE STREET GLOBAL ADVISORS, INC.	Sale	102.00	Ordinary	(48,948)	(48,948)
26-Oct-2022	STATE STREET GLOBAL ADVISORS, INC.	In specie application	n/a	Ordinary	12,350	12,350

27-Oct-2022	STATE STREET GLOBAL ADVISORS, INC.	Purchase	102.42	Ordinary	1,382	1,382
27-Oct-2022	STATE STREET GLOBAL ADVISORS, INC.	Sale	102.44	Ordinary	(39)	(39)
27-Oct-2022	STATE STREET GLOBAL ADVISORS, INC.	In specie application	n/a	Ordinary	60	60
28-Oct-2022	STATE STREET GLOBAL ADVISORS, INC.	Purchase	103.22	Ordinary	16,888	16,888
28-Oct-2022	STATE STREET GLOBAL ADVISORS, INC.	Purchase	103.22	Ordinary	4,123	4,123
28-Oct-2022	STATE STREET GLOBAL ADVISORS, INC.	Sale	103.16	Ordinary	(3,472)	(3,472)
31-Oct-2022	STATE STREET GLOBAL ADVISORS, INC.	Purchase	104.46	Ordinary	2,061	2,061
31-Oct-2022	STATE STREET GLOBAL ADVISORS, INC.	Purchase	104.68	Ordinary	28,440	28,440
31-Oct-2022	STATE STREET GLOBAL ADVISORS, INC.	Sale	104.68	Ordinary	(30,872)	(30,872)
02-Nov-2022	STATE STREET GLOBAL ADVISORS, INC.	Purchase	105.97	Ordinary	12,716	12,716
02-Nov-2022	STATE STREET GLOBAL ADVISORS, INC.	Sale	105.97	Ordinary	(2,626)	(2,626)
03-Nov-2022	STATE STREET GLOBAL ADVISORS, INC.	Purchase	104.76	Ordinary	4,457	4,457
04-Nov-2022	STATE STREET GLOBAL ADVISORS, INC.	Purchase	103.05	Ordinary	3,752	3,752
04-Nov-2022	STATE STREET GLOBAL ADVISORS, INC.	In specie application	n/a	Ordinary	61,533	61,533
07-Nov-2022	STATE STREET GLOBAL ADVISORS, INC.	Purchase	103.97	Ordinary	3,820	3,820
07-Nov-2022	STATE STREET GLOBAL ADVISORS, INC.	Sale	103.98	Ordinary	(3,293)	(3,293)
08-Nov-2022	STATE STREET GLOBAL ADVISORS, INC.	Purchase	103.54	Ordinary	1,631	1,631
08-Nov-2022	STATE STREET GLOBAL ADVISORS, INC.	In specie redemption	n/a	Ordinary	(30,685)	(30,685)
09-Nov-2022	STATE STREET GLOBAL ADVISORS, INC.	Sale	104.50	Ordinary	(315)	(315)
09-Nov-2022	STATE STREET GLOBAL ADVISORS, INC.	Sale	104.77	Ordinary	(2,341)	(2,341)
09-Nov-2022	STATE STREET GLOBAL ADVISORS, INC.	In specie application	n/a	Ordinary	2,460	2,460
10-Nov-2022	STATE STREET GLOBAL ADVISORS, INC.	Purchase	104.04	Ordinary	3,785	3,785
10-Nov-2022	STATE STREET GLOBAL ADVISORS, INC.	Sale	104.04	Ordinary	(2,573)	(2,573)
10-Nov-2022	STATE STREET GLOBAL ADVISORS, INC.	Sale	105.43	Ordinary	(1,936)	(1,936)
14-Nov-2022	STATE STREET GLOBAL ADVISORS, INC.	In specie application	n/a	Ordinary	332	332
15-Nov-2022	STATE STREET GLOBAL ADVISORS, INC.	Purchase	105.80	Ordinary	291	291
15-Nov-2022	STATE STREET GLOBAL ADVISORS, INC.	Sale	106.48	Ordinary	(3,189)	(3,189)
15-Nov-2022	STATE STREET GLOBAL ADVISORS, INC.	In specie application	n/a	Ordinary	996	996
16-Nov-2022	STATE STREET GLOBAL ADVISORS, INC.	Sale	104.57	Ordinary	(15,235)	(15,235)
16-Nov-2022	STATE STREET GLOBAL ADVISORS, INC.	Sale	104.58	Ordinary	(1,068)	(1,068)
16-Nov-2022	STATE STREET GLOBAL ADVISORS, INC.	Sale	105.19	Ordinary	(3,071)	(3,071)
17-Nov-2022	STATE STREET GLOBAL ADVISORS, INC.	Purchase	105.92	Ordinary	1,467	1,467
17-Nov-2022	STATE STREET GLOBAL ADVISORS, INC.	Sale	105.64	Ordinary	(127)	(127)
17-Nov-2022	STATE STREET GLOBAL ADVISORS, INC.	In specie application	n/a	Ordinary	332	332
18-Nov-2022	STATE STREET GLOBAL ADVISORS, INC.	Purchase	105.82	Ordinary	1,309	1,309
18-Nov-2022	STATE STREET GLOBAL ADVISORS, INC.	Purchase	105.82	Ordinary	3,947	3,947
18-Nov-2022	STATE STREET GLOBAL ADVISORS, INC.	Sale	105.51	Ordinary	(4,599)	(4,599)
18-Nov-2022	STATE STREET GLOBAL ADVISORS, INC.	Sale	105.82	Ordinary	(6,752)	(6,752)
18-Nov-2022	STATE STREET GLOBAL ADVISORS, INC.	In specie redemption	n/a	Ordinary	(18,032)	(18,032)
21-Nov-2022	STATE STREET GLOBAL ADVISORS, INC.	In specie application	n/a	Ordinary	1,328	1,328
22-Nov-2022	STATE STREET GLOBAL ADVISORS, INC.	Sale	106.73	Ordinary	(4,668)	(4,668)
22-Nov-2022	STATE STREET GLOBAL ADVISORS, INC.	Sale	106.74	Ordinary	(566)	(566)
22-Nov-2022	STATE STREET GLOBAL ADVISORS, INC.	Sale	107.50	Ordinary	(1,823)	(1,823)
23-Nov-2022	STATE STREET GLOBAL ADVISORS, INC.	In specie application	n/a	Ordinary	39	39
25-Nov-2022	STATE STREET GLOBAL ADVISORS, INC.	Sale	109.20	Ordinary	(244)	(244)
28-Nov-2022	STATE STREET GLOBAL ADVISORS, INC.	Purchase	108.75	Ordinary	234	234
28-Nov-2022	STATE STREET GLOBAL ADVISORS, INC.	Sale	108.48	Ordinary	(466)	(466)
29-Nov-2022	STATE STREET GLOBAL ADVISORS, INC.	Purchase	108.09	Ordinary	15,183	15,183
29-Nov-2022	STATE STREET GLOBAL ADVISORS, INC.	Purchase	108.26	Ordinary	149	149
29-Nov-2022	STATE STREET GLOBAL ADVISORS, INC.	Sale	108.09	Ordinary	(15,183)	(15,183)
29-Nov-2022	STATE STREET GLOBAL ADVISORS, INC.	Sale	108.22	Ordinary	(7,608)	(7,608)
30-Nov-2022	STATE STREET GLOBAL ADVISORS, INC.	Purchase	107.86	Ordinary	6,714	6,714
30-Nov-2022	STATE STREET GLOBAL ADVISORS, INC.	Sale	107.86	Ordinary	(58,302)	(58,302)
30-Nov-2022	STATE STREET GLOBAL ADVISORS, INC.	Sale	108.09	Ordinary	(9,873)	(9,873)
30-Nov-2022	STATE STREET GLOBAL ADVISORS, INC.	In specie application	n/a	Ordinary	40,506	40,506
01-Dec-2022	STATE STREET GLOBAL ADVISORS, INC.	Purchase	108.48	Ordinary	981	981
01-Dec-2022	STATE STREET GLOBAL ADVISORS, INC.	Sale	108.48	Ordinary	(3,210)	(3,210)
02-Dec-2022	STATE STREET GLOBAL ADVISORS, INC.	Purchase	108.40	Ordinary	206	206
02-Dec-2022	STATE STREET GLOBAL ADVISORS, INC.	Sale	106.95	Ordinary	(2,252)	(2,252)
05-Dec-2022	STATE STREET GLOBAL ADVISORS, INC.	Purchase	106.04	Ordinary	8,635	8,635
05-Dec-2022	STATE STREET GLOBAL ADVISORS, INC.	Purchase	107.33	Ordinary	3,074	3,074
06-Dec-2022	STATE STREET GLOBAL ADVISORS, INC.	Purchase	106.45	Ordinary	2,253	2,253
06-Dec-2022	STATE STREET GLOBAL ADVISORS, INC.	In specie application	n/a	Ordinary	1,068	1,068
07-Dec-2022	STATE STREET GLOBAL ADVISORS, INC.	Sale	105.44	Ordinary	(3,538)	(3,538)
07-Dec-2022	STATE STREET GLOBAL ADVISORS, INC.	Sale	105.44	Ordinary	(9,147)	(9,147)
07-Dec-2022	STATE STREET GLOBAL ADVISORS, INC.	Sale	106.04	Ordinary	(2,439)	(2,439)
07-Dec-2022	STATE STREET GLOBAL ADVISORS, INC.	In specie application	n/a	Ordinary	3,690	3,690
08-Dec-2022	STATE STREET GLOBAL ADVISORS, INC.	Purchase	105.35	Ordinary	13,054	13,054
08-Dec-2022	STATE STREET GLOBAL ADVISORS, INC.	Purchase	105.35	Ordinary	2,406	2,406
08-Dec-2022	STATE STREET GLOBAL ADVISORS, INC.	Purchase	105.37	Ordinary	249	249
08-Dec-2022	STATE STREET GLOBAL ADVISORS, INC.	Purchase	105.94	Ordinary	738	738
08-Dec-2022	STATE STREET GLOBAL ADVISORS, INC.	Sale	105.35	Ordinary	(13,054)	(13,054)
08-Dec-2022	STATE STREET GLOBAL ADVISORS, INC.	Sale	105.35	Ordinary	(10,210)	(10,210)
08-Dec-2022	STATE STREET GLOBAL ADVISORS, INC.	Sale	105.37	Ordinary	(1,863)	(1,863)
08-Dec-2022	STATE STREET GLOBAL ADVISORS, INC.	Sale	105.94	Ordinary	(341)	(341)
08-Dec-2022	STATE STREET GLOBAL ADVISORS, INC.	In specie application	n/a	Ordinary	4,960	4,960
09-Dec-2022	STATE STREET GLOBAL ADVISORS, INC.	Purchase	104.98	Ordinary	3,419	3,419
09-Dec-2022	STATE STREET GLOBAL ADVISORS, INC.	Sale	104.99	Ordinary	(5,761)	(5,761)
09-Dec-2022	STATE STREET GLOBAL ADVISORS, INC.	Sale	104.99	Ordinary	(9,703)	(9,703)
09-Dec-2022	STATE STREET GLOBAL ADVISORS, INC.	Sale	105.30	Ordinary	(2,046)	(2,046)
09-Dec-2022	STATE STREET GLOBAL ADVISORS, INC.	In specie application	n/a	Ordinary	1,419,830	1,419,830
09-Dec-2022	STATE STREET GLOBAL ADVISORS, INC.	In specie redemption	n/a	Ordinary	(83,496)	(83,496)
12-Dec-2022	STATE STREET GLOBAL ADVISORS, INC.	Purchase	105.00	Ordinary	2,726	2,726
12-Dec-2022	STATE STREET GLOBAL ADVISORS, INC.	Purchase	105.39	Ordinary	7,996	7,996
12-Dec-2022	STATE STREET GLOBAL ADVISORS, INC.	Sale	105.39	Ordinary	(11,645)	(11,645)
12-Dec-2022	STATE STREET GLOBAL ADVISORS, INC.	In specie application	n/a	Ordinary	310	310
13-Dec-2022	STATE STREET GLOBAL ADVISORS, INC.	Purchase	106.33	Ordinary	574	574
13-Dec-2022	STATE STREET GLOBAL ADVISORS, INC.	Purchase	106.44	Ordinary	16,339	16,339
13-Dec-2022	STATE STREET GLOBAL ADVISORS, INC.	In specie application	n/a	Ordinary	20	20
14-Dec-2022	STATE STREET GLOBAL ADVISORS, INC.	Purchase	106.62	Ordinary	7,597	7,597
14-Dec-2022	STATE STREET GLOBAL ADVISORS, INC.	Purchase	106.62	Ordinary	963	963
14-Dec-2022	STATE STREET GLOBAL ADVISORS, INC.	Sale	106.62	Ordinary	(7,990)	(7,990)
14-Dec-2022	STATE STREET GLOBAL ADVISORS, INC.	Sale	106.91	Ordinary	(62)	(62)
14-Dec-2022	STATE STREET GLOBAL ADVISORS, INC.	Sale	106.91	Ordinary	(5,892)	(5,892)
14-Dec-2022	STATE STREET GLOBAL ADVISORS, INC.	Sale	106.92	Ordinary	(7,597)	(7,597)
15-Dec-2022	STATE STREET GLOBAL ADVISORS, INC.	Sale	106.70	Ordinary	(256)	(256)
15-Dec-2022	STATE STREET GLOBAL ADVISORS, INC.	Sale	106.80	Ordinary	(5,537)	(5,537)
15-Dec-2022	STATE STREET GLOBAL ADVISORS, INC.	Sale	106.80	Ordinary	(3,167)	(3,167)
15-Dec-2022	STATE STREET GLOBAL ADVISORS, INC.	Sale	106.80	Ordinary	(63)	(63)
15-Dec-2022	STATE STREET GLOBAL ADVISORS, INC.	Sale	106.80	Ordinary	(271)	(271)
16-Dec-2022	STATE STREET GLOBAL ADVISORS, INC.	Purchase	105.98	Ordinary	4,988	4,988
16-Dec-2022	STATE STREET GLOBAL ADVISORS, INC.	Sale	105.88	Ordinary	(7,278)	(7,278)
16-Dec-2022	STATE STREET GLOBAL ADVISORS, INC.	Sale	105.98	Ordinary	(26,301)	(26,301)
16-Dec-2022	STATE STREET GLOBAL ADVISORS, INC.	Sale	105.98	Ordinary	(21,633)	(21,633)
19-Dec-2022	STATE STREET GLOBAL ADVISORS, INC.	Purchase	105.63	Ordinary	955	955
19-Dec-2022	STATE STREET GLOBAL ADVISORS, INC.	Sale	105.00	Ordinary	(1,198)	(1,198)
19-Dec-2022	STATE STREET GLOBAL ADVISORS, INC.	Sale	105.63	Ordinary	(2,450)	(2,450)
19-Dec-2022	STATE STREET GLOBAL ADVISORS, INC.	In specie redemption	n/a	Ordinary	(14,022)	(14,022)
20-Dec-2022	STATE STREET GLOBAL ADVISORS, INC.	Purchase	105.33	Ordinary	2,258	2,258
20-Dec-2022	STATE STREET GLOBAL ADVISORS, INC.	Sale	105.33	Ordinary	(1,580)	(1,580)
20-Dec-2022	STATE STREET GLOBAL ADVISORS, INC.	Sale	105.33	Ordinary	(3,311)	(3,311)
20-Dec-2022	STATE STREET GLOBAL ADVISORS, INC.	Sale	105.99	Ordinary	(4,409)	(4,409)
20-Dec-2022	STATE STREET GLOBAL ADVISORS, INC.	In specie redemption	n/a	Ordinary	(598)	(598)
20-Dec-2022	STATE STREET GLOBAL ADVISORS, INC.	In specie redemption	n/a	Ordinary	(13,796)	(13,796)
21-Dec-2022	STATE STREET GLOBAL ADVISORS, INC.	Purchase	106.01	Ordinary	5,522	5,522
21-Dec-2022	STATE STREET GLOBAL ADVISORS, INC.	Sale	106.01	Ordinary	(421)	(421)
21-Dec-2022	STATE STREET GLOBAL ADVISORS, INC.	Sale	105.66	Ordinary	(6,153)	(6,153)
21-Dec-2022	STATE STREET GLOBAL ADVISORS, INC.	Sale	106.01	Ordinary	(2,407)	(2,407)
21-Dec-2022	STATE STREET GLOBAL ADVISORS, INC.	In specie application	n/a	Ordinary	3,392	3,392
22-Dec-2022	STATE STREET GLOBAL ADVISORS, INC.	Purchase	105.62	Ordinary	71	71
22-Dec-2022	STATE STREET GLOBAL ADVISORS, INC.	Purchase	105.62	Ordinary	20,604	20,604
22-Dec-2022	STATE STREET GLOBAL ADVISORS, INC.	Sale	105.62	Ordinary	(1,289)	(1,289)
22-Dec-2022	STATE STREET GLOBAL ADVISORS, INC.	Sale	105.62	Ordinary	(6,139)	(6,139)
22-Dec-2022	STATE STREET GLOBAL ADVISORS, INC.	Sale	105.62	Ordinary	(20,604)	(20,604)
22-Dec-2022	STATE STREET GLOBAL ADVISORS, INC.	Sale	105.89	Ordinary	(8,397)	(8,397)
23-Dec-2022	STATE STREET GLOBAL ADVISORS, INC.	Sale	104.82	Ordinary	(373)	(373)
27-Dec-2022	STATE STREET GLOBAL ADVISORS, INC.	In specie redemption	n/a	Ordinary	(306)	(306)
28-Dec-2022	STATE STREET GLOBAL ADVISORS, INC.	Purchase	105.91	Ordinary	5,551	5,551
28-Dec-2022	STATE STREET GLOBAL ADVISORS, INC.	Purchase	103.10	Ordinary	315	315
28-Dec-2022	STATE STREET GLOBAL ADVISORS, INC.	Sale	103.10	Ordinary	(5,551)	(5,551)
28-Dec-2022	STATE STREET GLOBAL ADVISORS, INC.	Sale	103.10	Ordinary	(57,157)	(57,157)
28-Dec-2022	STATE STREET GLOBAL ADVISORS, INC.	Sale	104.42	Ordinary	(314)	(314)
29-Dec-2022	STATE STREET GLOBAL ADVISORS, INC.	Purchase	102.08	Ordinary	2,332	2,332
29-Dec-2022	STATE STREET GLOBAL ADVISORS, INC.	Sale	102.08	Ordinary	(46,521)	(46,521)
29-Dec-2022	STATE STREET GLOBAL ADVISORS, INC.	Sale	102.86	Ordinary	(14,123)	(14,123)
29-Dec-2022	STATE STREET GLOBAL ADVISORS, INC.	Sale	103.14	Ordinary	(73)	(73)
30-Dec-2022	STATE STREET GLOBAL ADVISORS, INC.	Purchase	102.60	Ordinary	832	832
30-Dec-2022	STATE STREET GLOBAL ADVISORS, INC.	Sale	102.60	Ordinary	(66,704)	(66,704)
30-Dec-2022	STATE STREET GLOBAL ADVISORS, INC.	Sale	102.71	Ordinary	(1,884)	(1,884)
03-Jan-2023	STATE STREET GLOBAL ADVISORS, INC.	Sale	102.91	Ordinary	(1,844)	(1,844)
04-Jan-2023	STATE STREET GLOBAL ADVISORS, INC.	Purchase	99.62	Ordinary	30	30
04-Jan-2023	STATE STREET GLOBAL ADVISORS, INC.	Purchase	103.14	Ordinary	37	37
04-Jan-2023	STATE STREET GLOBAL ADVISORS, INC.	In specie application	n/a	Ordinary	40	40
05-Jan-2023	STATE STREET GLOBAL ADVISORS, INC.	Purchase	103.32	Ordinary	2,672	2,672
05-Jan-2023	STATE STREET GLOBAL ADVISORS, INC.	Purchase	104.00	Ordinary	2,752	2,752

05-Jan-2023	STATE STREET GLOBAL ADVISORS, INC.	Purchase	104.00	Ordinary	20,333	20,333
05-Jan-2023	STATE STREET GLOBAL ADVISORS, INC.	Purchase	104.00	Ordinary	445	445
05-Jan-2023	STATE STREET GLOBAL ADVISORS, INC.	Sale	103.56	Ordinary	(1320)	(1320)
05-Jan-2023	STATE STREET GLOBAL ADVISORS, INC.	In specie redemption	n/a	Ordinary	(1,530)	(1,530)
06-Jan-2023	STATE STREET GLOBAL ADVISORS, INC.	In specie application	n/a	Ordinary	16,236	16,236
09-Jan-2023	STATE STREET GLOBAL ADVISORS, INC.	Purchase	103.32	Ordinary	158	158
09-Jan-2023	STATE STREET GLOBAL ADVISORS, INC.	Purchase	103.98	Ordinary	7,494	7,494
09-Jan-2023	STATE STREET GLOBAL ADVISORS, INC.	Sale	103.93	Ordinary	(4,387)	(4,387)
09-Jan-2023	STATE STREET GLOBAL ADVISORS, INC.	In specie application	n/a	Ordinary	4,920	4,920
10-Jan-2023	STATE STREET GLOBAL ADVISORS, INC.	Purchase	103.129	Ordinary	12,578	12,578
10-Jan-2023	STATE STREET GLOBAL ADVISORS, INC.	Purchase	103.32	Ordinary	2,595	2,595
11-Jan-2023	STATE STREET GLOBAL ADVISORS, INC.	Purchase	103.53	Ordinary	2,344	2,344
12-Jan-2023	STATE STREET GLOBAL ADVISORS, INC.	Sale	104.30	Ordinary	(1,973)	(1,973)
13-Jan-2023	STATE STREET GLOBAL ADVISORS, INC.	Sale	105.65	Ordinary	(468)	(468)
17-Jan-2023	STATE STREET GLOBAL ADVISORS, INC.	Purchase	107.44	Ordinary	1,982	1,982
17-Jan-2023	STATE STREET GLOBAL ADVISORS, INC.	Purchase	107.44	Ordinary	23,741	23,741
17-Jan-2023	STATE STREET GLOBAL ADVISORS, INC.	Purchase	107.44	Ordinary	2,808	2,808
17-Jan-2023	STATE STREET GLOBAL ADVISORS, INC.	Sale	107.44	Ordinary	(3,296)	(3,296)
17-Jan-2023	STATE STREET GLOBAL ADVISORS, INC.	Sale	107.44	Ordinary	(21,027)	(21,027)
17-Jan-2023	STATE STREET GLOBAL ADVISORS, INC.	Sale	107.44	Ordinary	(1,932)	(1,932)
17-Jan-2023	STATE STREET GLOBAL ADVISORS, INC.	Sale	107.44	Ordinary	(23,741)	(23,741)
17-Jan-2023	STATE STREET GLOBAL ADVISORS, INC.	Sale	107.44	Ordinary	(2,808)	(2,808)
18-Jan-2023	STATE STREET GLOBAL ADVISORS, INC.	Purchase	107.65	Ordinary	11,694	11,694
18-Jan-2023	STATE STREET GLOBAL ADVISORS, INC.	Sale	107.65	Ordinary	(537)	(537)
18-Jan-2023	STATE STREET GLOBAL ADVISORS, INC.	Sale	107.65	Ordinary	(11,694)	(11,694)
19-Jan-2023	STATE STREET GLOBAL ADVISORS, INC.	Sale	108.23	Ordinary	(406)	(406)
19-Jan-2023	STATE STREET GLOBAL ADVISORS, INC.	In specie application	n/a	Ordinary	60	60
20-Jan-2023	STATE STREET GLOBAL ADVISORS, INC.	Purchase	108.66	Ordinary	4,795	4,795
20-Jan-2023	STATE STREET GLOBAL ADVISORS, INC.	Purchase	108.66	Ordinary	14,730	14,730
20-Jan-2023	STATE STREET GLOBAL ADVISORS, INC.	Purchase	108.66	Ordinary	4,200	4,200
20-Jan-2023	STATE STREET GLOBAL ADVISORS, INC.	Sale	108.66	Ordinary	(14,730)	(14,730)
20-Jan-2023	STATE STREET GLOBAL ADVISORS, INC.	Sale	108.66	Ordinary	(4,200)	(4,200)
20-Jan-2023	STATE STREET GLOBAL ADVISORS, INC.	Sale	108.70	Ordinary	(2,041)	(2,041)
20-Jan-2023	STATE STREET GLOBAL ADVISORS, INC.	In specie application	n/a	Ordinary	3,936	3,936
23-Jan-2023	STATE STREET GLOBAL ADVISORS, INC.	Purchase	109.00	Ordinary	354	354
23-Jan-2023	STATE STREET GLOBAL ADVISORS, INC.	Sale	108.61	Ordinary	(416)	(416)
23-Jan-2023	STATE STREET GLOBAL ADVISORS, INC.	In specie application	n/a	Ordinary	26,349	26,349
24-Jan-2023	STATE STREET GLOBAL ADVISORS, INC.	Purchase	108.05	Ordinary	7,088	7,088
24-Jan-2023	STATE STREET GLOBAL ADVISORS, INC.	Sale	108.40	Ordinary	(209)	(209)
24-Jan-2023	STATE STREET GLOBAL ADVISORS, INC.	In specie application	n/a	Ordinary	19,266	19,266
25-Jan-2023	STATE STREET GLOBAL ADVISORS, INC.	Purchase	108.01	Ordinary	1,383	1,383
25-Jan-2023	STATE STREET GLOBAL ADVISORS, INC.	Purchase	108.83	Ordinary	1,191	1,191
27-Jan-2023	STATE STREET GLOBAL ADVISORS, INC.	Sale	109.50	Ordinary	(10,103)	(10,103)
30-Jan-2023	STATE STREET GLOBAL ADVISORS, INC.	Purchase	109.70	Ordinary	1,229	1,229
30-Jan-2023	STATE STREET GLOBAL ADVISORS, INC.	Purchase	109.78	Ordinary	331	331
30-Jan-2023	STATE STREET GLOBAL ADVISORS, INC.	Sale	109.70	Ordinary	(2,997)	(2,997)
30-Jan-2023	STATE STREET GLOBAL ADVISORS, INC.	Sale	109.78	Ordinary	(560)	(560)
30-Jan-2023	STATE STREET GLOBAL ADVISORS, INC.	Sale	109.78	Ordinary	(5,215)	(5,215)
30-Jan-2023	STATE STREET GLOBAL ADVISORS, INC.	Sale	109.78	Ordinary	(7,451)	(7,451)
30-Jan-2023	STATE STREET GLOBAL ADVISORS, INC.	Sale	109.82	Ordinary	(6,822)	(6,822)
30-Jan-2023	STATE STREET GLOBAL ADVISORS, INC.	In specie application	n/a	Ordinary	860	860
30-Jan-2023	STATE STREET GLOBAL ADVISORS, INC.	In specie redemption	n/a	Ordinary	(3,360)	(3,360)
31-Jan-2023	STATE STREET GLOBAL ADVISORS, INC.	Purchase	109.86	Ordinary	20	20
31-Jan-2023	STATE STREET GLOBAL ADVISORS, INC.	Purchase	110.06	Ordinary	2,592	2,592
31-Jan-2023	STATE STREET GLOBAL ADVISORS, INC.	Purchase	110.06	Ordinary	15,221	15,221
31-Jan-2023	STATE STREET GLOBAL ADVISORS, INC.	Purchase	110.06	Ordinary	15,084	15,084
31-Jan-2023	STATE STREET GLOBAL ADVISORS, INC.	Purchase	110.06	Ordinary	3,929	3,929
31-Jan-2023	STATE STREET GLOBAL ADVISORS, INC.	Sale	110.06	Ordinary	(2,592)	(2,592)
31-Jan-2023	STATE STREET GLOBAL ADVISORS, INC.	Sale	110.06	Ordinary	(18,548)	(18,548)
31-Jan-2023	STATE STREET GLOBAL ADVISORS, INC.	Sale	110.06	Ordinary	(15,084)	(15,084)
31-Jan-2023	STATE STREET GLOBAL ADVISORS, INC.	Sale	110.06	Ordinary	(2,203)	(2,203)
01-Feb-2023	STATE STREET GLOBAL ADVISORS, INC.	Purchase	110.15	Ordinary	4,567	4,567
01-Feb-2023	STATE STREET GLOBAL ADVISORS, INC.	Sale	110.15	Ordinary	(193)	(193)
02-Feb-2023	STATE STREET GLOBAL ADVISORS, INC.	Sale	110.55	Ordinary	(6,281)	(6,281)
03-Feb-2023	STATE STREET GLOBAL ADVISORS, INC.	Purchase	109.90	Ordinary	2,613	2,613
03-Feb-2023	STATE STREET GLOBAL ADVISORS, INC.	Purchase	111.45	Ordinary	2,527	2,527
03-Feb-2023	STATE STREET GLOBAL ADVISORS, INC.	In specie application	n/a	Ordinary	5,166	5,166
03-Feb-2023	STATE STREET GLOBAL ADVISORS, INC.	In specie redemption	n/a	Ordinary	(2,095)	(2,095)
06-Feb-2023	STATE STREET GLOBAL ADVISORS, INC.	Purchase	110.75	Ordinary	3,113	3,113
07-Feb-2023	STATE STREET GLOBAL ADVISORS, INC.	Purchase	110.29	Ordinary	182	182
07-Feb-2023	STATE STREET GLOBAL ADVISORS, INC.	Purchase	110.86	Ordinary	1,681	1,681
07-Feb-2023	STATE STREET GLOBAL ADVISORS, INC.	In specie application	n/a	Ordinary	306	306
08-Feb-2023	STATE STREET GLOBAL ADVISORS, INC.	Sale	110.40	Ordinary	(260)	(260)
08-Feb-2023	STATE STREET GLOBAL ADVISORS, INC.	In specie application	n/a	Ordinary	918	918
09-Feb-2023	STATE STREET GLOBAL ADVISORS, INC.	Purchase	110.21	Ordinary	1,574	1,574
10-Feb-2023	STATE STREET GLOBAL ADVISORS, INC.	Sale	109.85	Ordinary	(2,198)	(2,198)
10-Feb-2023	STATE STREET GLOBAL ADVISORS, INC.	In specie application	n/a	Ordinary	2,913	2,913
13-Feb-2023	STATE STREET GLOBAL ADVISORS, INC.	Purchase	109.30	Ordinary	81	81
13-Feb-2023	STATE STREET GLOBAL ADVISORS, INC.	Sale	109.30	Ordinary	(2,361)	(2,361)
13-Feb-2023	STATE STREET GLOBAL ADVISORS, INC.	Sale	109.86	Ordinary	(194)	(194)
14-Feb-2023	STATE STREET GLOBAL ADVISORS, INC.	Purchase	109.25	Ordinary	480	480
14-Feb-2023	STATE STREET GLOBAL ADVISORS, INC.	Purchase	109.25	Ordinary	746	746
14-Feb-2023	STATE STREET GLOBAL ADVISORS, INC.	Purchase	110.31	Ordinary	2,705	2,705
14-Feb-2023	STATE STREET GLOBAL ADVISORS, INC.	In specie application	n/a	Ordinary	27	27
15-Feb-2023	STATE STREET GLOBAL ADVISORS, INC.	Purchase	101.00	Ordinary	8,008	8,008
15-Feb-2023	STATE STREET GLOBAL ADVISORS, INC.	Purchase	104.11	Ordinary	1,809	1,809
15-Feb-2023	STATE STREET GLOBAL ADVISORS, INC.	Sale	103.00	Ordinary	(8,008)	(8,008)
16-Feb-2023	STATE STREET GLOBAL ADVISORS, INC.	Purchase	101.50	Ordinary	1,324	1,324
16-Feb-2023	STATE STREET GLOBAL ADVISORS, INC.	Sale	101.50	Ordinary	(348)	(348)
17-Feb-2023	STATE STREET GLOBAL ADVISORS, INC.	Purchase	100.97	Ordinary	1,125	1,125
17-Feb-2023	STATE STREET GLOBAL ADVISORS, INC.	In specie application	n/a	Ordinary	4,182	4,182
20-Feb-2023	STATE STREET GLOBAL ADVISORS, INC.	Sale	101.00	Ordinary	(144)	(144)
20-Feb-2023	STATE STREET GLOBAL ADVISORS, INC.	Sale	102.23	Ordinary	(4,169)	(4,169)
21-Feb-2023	STATE STREET GLOBAL ADVISORS, INC.	In specie redemption	n/a	Ordinary	(138)	(138)
22-Feb-2023	STATE STREET GLOBAL ADVISORS, INC.	Purchase	98.70	Ordinary	4,414	4,414
22-Feb-2023	STATE STREET GLOBAL ADVISORS, INC.	Sale	98.70	Ordinary	(211)	(211)
23-Feb-2023	STATE STREET GLOBAL ADVISORS, INC.	Purchase	99.90	Ordinary	753	753
23-Feb-2023	STATE STREET GLOBAL ADVISORS, INC.	Purchase	99.90	Ordinary	24,076	24,076
23-Feb-2023	STATE STREET GLOBAL ADVISORS, INC.	Sale	99.90	Ordinary	(15,203)	(15,203)
23-Feb-2023	STATE STREET GLOBAL ADVISORS, INC.	Sale	99.91	Ordinary	(5,386)	(5,386)
24-Feb-2023	STATE STREET GLOBAL ADVISORS, INC.	Purchase	101.21	Ordinary	240	240
27-Feb-2023	STATE STREET GLOBAL ADVISORS, INC.	Purchase	101.10	Ordinary	1,285	1,285
27-Feb-2023	STATE STREET GLOBAL ADVISORS, INC.	Sale	101.00	Ordinary	(394)	(394)
27-Feb-2023	STATE STREET GLOBAL ADVISORS, INC.	In specie application	n/a	Ordinary	7,134	7,134
28-Feb-2023	STATE STREET GLOBAL ADVISORS, INC.	Purchase	100.69	Ordinary	944	944
28-Feb-2023	STATE STREET GLOBAL ADVISORS, INC.	Sale	100.69	Ordinary	(7,887)	(7,887)
28-Feb-2023	STATE STREET GLOBAL ADVISORS, INC.	Sale	100.69	Ordinary	(17,102)	(17,102)
28-Feb-2023	STATE STREET GLOBAL ADVISORS, INC.	Sale	100.69	Ordinary	(29,954)	(29,954)
28-Feb-2023	STATE STREET GLOBAL ADVISORS, INC.	Sale	100.69	Ordinary	(2,035)	(2,035)
28-Feb-2023	STATE STREET GLOBAL ADVISORS, INC.	Sale	100.71	Ordinary	(150)	(150)
01-Mar-2023	STATE STREET GLOBAL ADVISORS, INC.	Purchase	99.05	Ordinary	1,334	1,334
01-Mar-2023	STATE STREET GLOBAL ADVISORS, INC.	In specie application	n/a	Ordinary	56,805	56,805
02-Mar-2023	STATE STREET GLOBAL ADVISORS, INC.	Purchase	97.07	Ordinary	90	90
02-Mar-2023	STATE STREET GLOBAL ADVISORS, INC.	Sale	97.07	Ordinary	(7,936)	(7,936)
02-Mar-2023	STATE STREET GLOBAL ADVISORS, INC.	In specie application	n/a	Ordinary	3,936	3,936
03-Mar-2023	STATE STREET GLOBAL ADVISORS, INC.	Purchase	97.80	Ordinary	5,547	5,547
03-Mar-2023	STATE STREET GLOBAL ADVISORS, INC.	Sale	97.81	Ordinary	(6,244)	(6,244)
06-Mar-2023	STATE STREET GLOBAL ADVISORS, INC.	Sale	98.60	Ordinary	(234)	(234)
06-Mar-2023	STATE STREET GLOBAL ADVISORS, INC.	In specie application	n/a	Ordinary	300	300
06-Mar-2023	STATE STREET GLOBAL ADVISORS, INC.	In specie redemption	n/a	Ordinary	(20,554)	(20,554)
07-Mar-2023	STATE STREET GLOBAL ADVISORS, INC.	Sale	98.90	Ordinary	(6,760)	(6,760)
07-Mar-2023	STATE STREET GLOBAL ADVISORS, INC.	In specie redemption	n/a	Ordinary	(2,120)	(2,120)
08-Mar-2023	STATE STREET GLOBAL ADVISORS, INC.	Purchase	66.56	Ordinary	1,129	1,129
08-Mar-2023	STATE STREET GLOBAL ADVISORS, INC.	Purchase	98.41	Ordinary	118	118
08-Mar-2023	STATE STREET GLOBAL ADVISORS, INC.	Sale	98.41	Ordinary	(16,554)	(16,554)
08-Mar-2023	STATE STREET GLOBAL ADVISORS, INC.	In specie redemption	n/a	Ordinary	(4,190)	(4,190)
09-Mar-2023	STATE STREET GLOBAL ADVISORS, INC.	Sale	98.72	Ordinary	(16,331)	(16,331)
09-Mar-2023	STATE STREET GLOBAL ADVISORS, INC.	In specie redemption	n/a	Ordinary	(1,323)	(1,323)
10-Mar-2023	STATE STREET GLOBAL ADVISORS, INC.	Purchase	96.81	Ordinary	67	67
13-Mar-2023	STATE STREET GLOBAL ADVISORS, INC.	Purchase	96.00	Ordinary	185	185
13-Mar-2023	STATE STREET GLOBAL ADVISORS, INC.	Sale	95.12	Ordinary	(2,785)	(2,785)
14-Mar-2023	STATE STREET GLOBAL ADVISORS, INC.	Purchase	95.28	Ordinary	3,809	3,809
14-Mar-2023	STATE STREET GLOBAL ADVISORS, INC.	Sale	95.25	Ordinary	(3,902)	(3,902)
14-Mar-2023	STATE STREET GLOBAL ADVISORS, INC.	Sale	95.28	Ordinary	(8,170)	(8,170)
15-Mar-2023	STATE STREET GLOBAL ADVISORS, INC.	In specie redemption	n/a	Ordinary	(2,470)	(2,470)
16-Mar-2023	STATE STREET GLOBAL ADVISORS, INC.	Purchase	94.00	Ordinary	4,598	4,598
16-Mar-2023	STATE STREET GLOBAL ADVISORS, INC.	Purchase	95.30	Ordinary	96	96
16-Mar-2023	STATE STREET GLOBAL ADVISORS, INC.	Purchase	95.30	Ordinary	15,600	15,600
16-Mar-2023	STATE STREET GLOBAL ADVISORS, INC.	Sale	95.30	Ordinary	(15,600)	(15,600)
17-Mar-2023	STATE STREET GLOBAL ADVISORS, INC.	Purchase	96.23	Ordinary	1,513	1,513
17-Mar-2023	STATE STREET GLOBAL ADVISORS, INC.	Purchase	96.45	Ordinary	2,640	2,640
17-Mar-2023	STATE STREET GLOBAL ADVISORS, INC.	Purchase	96.45	Ordinary	9,382	9,382
17-Mar-2023	STATE STREET GLOBAL ADVISORS, INC.	Purchase	96.45	Ordinary	4,366	4,366
17-Mar-2023	STATE STREET GLOBAL ADVISORS, INC.	Purchase	96.45	Ordinary	668	668
17-Mar-2023	STATE STREET GLOBAL ADVISORS, INC.	Sale	96.45	Ordinary	(4,366)	(4,366)

17-Mar-2023	STATE STREET GLOBAL ADVISORS, INC.	Sale	96.45	Ordinary	(5,999)	(5,999)
20-Mar-2023	STATE STREET GLOBAL ADVISORS, INC.	Sale	95.20	Ordinary	(640)	(640)
20-Mar-2023	STATE STREET GLOBAL ADVISORS, INC.	Sale	96.08	Ordinary	(2,388)	(2,388)
20-Mar-2023	STATE STREET GLOBAL ADVISORS, INC.	Sale	96.08	Ordinary	(1,380)	(1,380)
20-Mar-2023	STATE STREET GLOBAL ADVISORS, INC.	Sale	96.19	Ordinary	(221)	(221)
21-Mar-2023	STATE STREET GLOBAL ADVISORS, INC.	Purchase	96.52	Ordinary	7,624	7,624
21-Mar-2023	STATE STREET GLOBAL ADVISORS, INC.	Purchase	96.90	Ordinary	6,251	6,251
21-Mar-2023	STATE STREET GLOBAL ADVISORS, INC.	Sale	96.52	Ordinary	(7,624)	(7,624)
21-Mar-2023	STATE STREET GLOBAL ADVISORS, INC.	In specie redemption	n/a	Ordinary	(400)	(400)
22-Mar-2023	STATE STREET GLOBAL ADVISORS, INC.	Purchase	97.74	Ordinary	10,539	10,539
22-Mar-2023	STATE STREET GLOBAL ADVISORS, INC.	Purchase	97.90	Ordinary	1,805	1,805
22-Mar-2023	STATE STREET GLOBAL ADVISORS, INC.	Sale	97.14	Ordinary	(32,671)	(32,671)
23-Mar-2023	STATE STREET GLOBAL ADVISORS, INC.	Sale	97.03	Ordinary	(5,684)	(5,684)
24-Mar-2023	STATE STREET GLOBAL ADVISORS, INC.	Purchase	96.04	Ordinary	1,129	1,129
24-Mar-2023	STATE STREET GLOBAL ADVISORS, INC.	Sale	95.84	Ordinary	(38,650)	(38,650)
27-Mar-2023	STATE STREET GLOBAL ADVISORS, INC.	Purchase	96.42	Ordinary	846	846
27-Mar-2023	STATE STREET GLOBAL ADVISORS, INC.	Sale	95.42	Ordinary	(89)	(89)
28-Mar-2023	STATE STREET GLOBAL ADVISORS, INC.	Sale	95.60	Ordinary	(5,319)	(5,319)
29-Mar-2023	STATE STREET GLOBAL ADVISORS, INC.	Sale	96.34	Ordinary	(1,394)	(1,394)
30-Mar-2023	STATE STREET GLOBAL ADVISORS, INC.	Purchase	97.56	Ordinary	2,049	2,049
30-Mar-2023	STATE STREET GLOBAL ADVISORS, INC.	Purchase	97.75	Ordinary	3,464	3,464
30-Mar-2023	STATE STREET GLOBAL ADVISORS, INC.	Sale	97.56	Ordinary	(5,824)	(5,824)
31-Mar-2023	STATE STREET GLOBAL ADVISORS, INC.	Purchase	98.20	Ordinary	2,017	2,017
31-Mar-2023	STATE STREET GLOBAL ADVISORS, INC.	Sale	98.32	Ordinary	(37,000)	(37,000)
31-Mar-2023	STATE STREET GLOBAL ADVISORS, INC.	Sale	98.51	Ordinary	(422)	(422)
31-Mar-2023	STATE STREET GLOBAL ADVISORS, INC.	In specie application	n/a	Ordinary	62,562	62,562
03-Apr-2023	STATE STREET GLOBAL ADVISORS, INC.	Purchase	98.50	Ordinary	6,988	6,988
03-Apr-2023	STATE STREET GLOBAL ADVISORS, INC.	Purchase	98.59	Ordinary	1,264	1,264
03-Apr-2023	STATE STREET GLOBAL ADVISORS, INC.	Sale	98.63	Ordinary	(2,613)	(2,613)
03-Apr-2023	STATE STREET GLOBAL ADVISORS, INC.	In specie redemption	n/a	Ordinary	(100)	(100)
04-Apr-2023	STATE STREET GLOBAL ADVISORS, INC.	Purchase	98.98	Ordinary	1,795	1,795
04-Apr-2023	STATE STREET GLOBAL ADVISORS, INC.	Purchase	98.98	Ordinary	8,197	8,197
04-Apr-2023	STATE STREET GLOBAL ADVISORS, INC.	Purchase	99.75	Ordinary	3,555	3,555
04-Apr-2023	STATE STREET GLOBAL ADVISORS, INC.	Sale	98.98	Ordinary	(8,197)	(8,197)
04-Apr-2023	STATE STREET GLOBAL ADVISORS, INC.	Sale	99.75	Ordinary	(1,213)	(1,213)
04-Apr-2023	STATE STREET GLOBAL ADVISORS, INC.	In specie application	n/a	Ordinary	308	308
05-Apr-2023	STATE STREET GLOBAL ADVISORS, INC.	Purchase	98.69	Ordinary	2,199	2,199
05-Apr-2023	STATE STREET GLOBAL ADVISORS, INC.	Sale	99.06	Ordinary	(8,502)	(8,502)
05-Apr-2023	STATE STREET GLOBAL ADVISORS, INC.	In specie application	n/a	Ordinary	3,458	3,458
06-Apr-2023	STATE STREET GLOBAL ADVISORS, INC.	Purchase	99.40	Ordinary	864	864
06-Apr-2023	STATE STREET GLOBAL ADVISORS, INC.	In specie application	n/a	Ordinary	154	154
11-Apr-2023	STATE STREET GLOBAL ADVISORS, INC.	Purchase	99.71	Ordinary	5,120	5,120
11-Apr-2023	STATE STREET GLOBAL ADVISORS, INC.	Purchase	99.76	Ordinary	1,985	1,985
11-Apr-2023	STATE STREET GLOBAL ADVISORS, INC.	Sale	99.75	Ordinary	(59,866)	(59,866)
11-Apr-2023	STATE STREET GLOBAL ADVISORS, INC.	Sale	99.75	Ordinary	(815)	(815)
11-Apr-2023	STATE STREET GLOBAL ADVISORS, INC.	Sale	99.76	Ordinary	(1,985)	(1,985)
11-Apr-2023	STATE STREET GLOBAL ADVISORS, INC.	In specie application	n/a	Ordinary	1,984	1,984
12-Apr-2023	STATE STREET GLOBAL ADVISORS, INC.	Purchase	100.35	Ordinary	542	542
12-Apr-2023	STATE STREET GLOBAL ADVISORS, INC.	Sale	99.23	Ordinary	(13,912)	(13,912)
12-Apr-2023	STATE STREET GLOBAL ADVISORS, INC.	Sale	100.35	Ordinary	(497)	(497)
13-Apr-2023	STATE STREET GLOBAL ADVISORS, INC.	Sale	98.22	Ordinary	(2,859)	(2,859)
13-Apr-2023	STATE STREET GLOBAL ADVISORS, INC.	In specie application	n/a	Ordinary	12,844	12,844
14-Apr-2023	STATE STREET GLOBAL ADVISORS, INC.	Purchase	98.22	Ordinary	736	736
14-Apr-2023	STATE STREET GLOBAL ADVISORS, INC.	Purchase	99.11	Ordinary	14,895	14,895
14-Apr-2023	STATE STREET GLOBAL ADVISORS, INC.	Sale	99.11	Ordinary	(16,285)	(16,285)
17-Apr-2023	STATE STREET GLOBAL ADVISORS, INC.	Purchase	99.74	Ordinary	4,203	4,203
17-Apr-2023	STATE STREET GLOBAL ADVISORS, INC.	Sale	99.74	Ordinary	(1,925)	(1,925)
18-Apr-2023	STATE STREET GLOBAL ADVISORS, INC.	Purchase	99.12	Ordinary	4,032	4,032
19-Apr-2023	STATE STREET GLOBAL ADVISORS, INC.	Sale	99.33	Ordinary	(4,694)	(4,694)
21-Apr-2023	STATE STREET GLOBAL ADVISORS, INC.	Purchase	99.20	Ordinary	2,193	2,193
21-Apr-2023	STATE STREET GLOBAL ADVISORS, INC.	Sale	99.80	Ordinary	(2,193)	(2,193)
21-Apr-2023	STATE STREET GLOBAL ADVISORS, INC.	Sale	99.80	Ordinary	(1,732)	(1,732)
21-Apr-2023	STATE STREET GLOBAL ADVISORS, INC.	Sale	99.80	Ordinary	(12,792)	(12,792)
24-Apr-2023	STATE STREET GLOBAL ADVISORS, INC.	Purchase	68.10	Ordinary	1,060	1,060
24-Apr-2023	STATE STREET GLOBAL ADVISORS, INC.	Purchase	100.19	Ordinary	361	361
24-Apr-2023	STATE STREET GLOBAL ADVISORS, INC.	Purchase	100.19	Ordinary	980	980
24-Apr-2023	STATE STREET GLOBAL ADVISORS, INC.	Purchase	100.19	Ordinary	2,264	2,264
24-Apr-2023	STATE STREET GLOBAL ADVISORS, INC.	Purchase	100.45	Ordinary	440	440
24-Apr-2023	STATE STREET GLOBAL ADVISORS, INC.	In specie application	n/a	Ordinary	74	74
26-Apr-2023	STATE STREET GLOBAL ADVISORS, INC.	Purchase	99.89	Ordinary	1,790	1,790
26-Apr-2023	STATE STREET GLOBAL ADVISORS, INC.	Purchase	100.00	Ordinary	5,614	5,614
26-Apr-2023	STATE STREET GLOBAL ADVISORS, INC.	Sale	99.89	Ordinary	(380)	(380)
26-Apr-2023	STATE STREET GLOBAL ADVISORS, INC.	Sale	100.00	Ordinary	(2,801)	(2,801)
27-Apr-2023	STATE STREET GLOBAL ADVISORS, INC.	Purchase	99.05	Ordinary	1,427	1,427
27-Apr-2023	STATE STREET GLOBAL ADVISORS, INC.	Purchase	99.05	Ordinary	243	243
27-Apr-2023	STATE STREET GLOBAL ADVISORS, INC.	Purchase	99.10	Ordinary	4,308	4,308
27-Apr-2023	STATE STREET GLOBAL ADVISORS, INC.	Purchase	99.10	Ordinary	707	707
27-Apr-2023	STATE STREET GLOBAL ADVISORS, INC.	Sale	99.10	Ordinary	(4,308)	(4,308)
27-Apr-2023	STATE STREET GLOBAL ADVISORS, INC.	Sale	99.10	Ordinary	(899)	(899)
28-Apr-2023	STATE STREET GLOBAL ADVISORS, INC.	Purchase	99.36	Ordinary	5,509	5,509
28-Apr-2023	STATE STREET GLOBAL ADVISORS, INC.	Purchase	99.36	Ordinary	36,096	36,096
28-Apr-2023	STATE STREET GLOBAL ADVISORS, INC.	Purchase	99.58	Ordinary	2,119	2,119
28-Apr-2023	STATE STREET GLOBAL ADVISORS, INC.	Sale	99.36	Ordinary	(39,035)	(39,035)
28-Apr-2023	STATE STREET GLOBAL ADVISORS, INC.	Sale	99.36	Ordinary	(36,096)	(36,096)
02-May-2023	STATE STREET GLOBAL ADVISORS, INC.	Purchase	100.10	Ordinary	3,820	3,820
02-May-2023	STATE STREET GLOBAL ADVISORS, INC.	Purchase	100.10	Ordinary	7,269	7,269
02-May-2023	STATE STREET GLOBAL ADVISORS, INC.	Sale	100.10	Ordinary	(3,820)	(3,820)
02-May-2023	STATE STREET GLOBAL ADVISORS, INC.	Sale	100.10	Ordinary	(5,645)	(5,645)
03-May-2023	STATE STREET GLOBAL ADVISORS, INC.	Purchase	98.29	Ordinary	18,629	18,629
03-May-2023	STATE STREET GLOBAL ADVISORS, INC.	Purchase	98.80	Ordinary	3,070	3,070
03-May-2023	STATE STREET GLOBAL ADVISORS, INC.	Sale	98.29	Ordinary	(878)	(878)
03-May-2023	STATE STREET GLOBAL ADVISORS, INC.	Sale	98.80	Ordinary	(153)	(153)
03-May-2023	STATE STREET GLOBAL ADVISORS, INC.	In specie application	n/a	Ordinary	1,848	1,848
04-May-2023	STATE STREET GLOBAL ADVISORS, INC.	Purchase	95.94	Ordinary	2,758	2,758
04-May-2023	STATE STREET GLOBAL ADVISORS, INC.	Sale	95.76	Ordinary	(356)	(356)
05-May-2023	STATE STREET GLOBAL ADVISORS, INC.	Purchase	95.60	Ordinary	3,515	3,515
05-May-2023	STATE STREET GLOBAL ADVISORS, INC.	Purchase	95.61	Ordinary	75	75
05-May-2023	STATE STREET GLOBAL ADVISORS, INC.	Sale	95.60	Ordinary	(43)	(43)
05-May-2023	STATE STREET GLOBAL ADVISORS, INC.	In specie application	n/a	Ordinary	13,736	13,736
08-May-2023	STATE STREET GLOBAL ADVISORS, INC.	Purchase	97.00	Ordinary	701	701
08-May-2023	STATE STREET GLOBAL ADVISORS, INC.	Sale	97.00	Ordinary	(324)	(324)
08-May-2023	STATE STREET GLOBAL ADVISORS, INC.	In specie application	n/a	Ordinary	616	616
09-May-2023	STATE STREET GLOBAL ADVISORS, INC.	Purchase	97.34	Ordinary	412	412
09-May-2023	STATE STREET GLOBAL ADVISORS, INC.	Sale	97.34	Ordinary	(1,821)	(1,821)
09-May-2023	STATE STREET GLOBAL ADVISORS, INC.	Sale	97.34	Ordinary	(4,268)	(4,268)
09-May-2023	STATE STREET GLOBAL ADVISORS, INC.	In specie redemption	n/a	Ordinary	(1,344)	(1,344)
10-May-2023	STATE STREET GLOBAL ADVISORS, INC.	Purchase	96.94	Ordinary	23	23
10-May-2023	STATE STREET GLOBAL ADVISORS, INC.	Purchase	97.85	Ordinary	6,435	6,435
10-May-2023	STATE STREET GLOBAL ADVISORS, INC.	Purchase	97.85	Ordinary	2,217	2,217
10-May-2023	STATE STREET GLOBAL ADVISORS, INC.	Sale	97.85	Ordinary	(1,268)	(1,268)
10-May-2023	STATE STREET GLOBAL ADVISORS, INC.	In specie redemption	n/a	Ordinary	(1,684)	(1,684)
11-May-2023	STATE STREET GLOBAL ADVISORS, INC.	Purchase	98.83	Ordinary	3,091	3,091
11-May-2023	STATE STREET GLOBAL ADVISORS, INC.	Sale	98.28	Ordinary	(163)	(163)
12-May-2023	STATE STREET GLOBAL ADVISORS, INC.	Purchase	98.85	Ordinary	1,759	1,759
12-May-2023	STATE STREET GLOBAL ADVISORS, INC.	Purchase	98.96	Ordinary	1,426	1,426
12-May-2023	STATE STREET GLOBAL ADVISORS, INC.	Sale	99.76	Ordinary	(1,961)	(1,961)
15-May-2023	STATE STREET GLOBAL ADVISORS, INC.	In specie redemption	n/a	Ordinary	(896)	(896)
16-May-2023	STATE STREET GLOBAL ADVISORS, INC.	Purchase	98.30	Ordinary	6,586	6,586
17-May-2023	STATE STREET GLOBAL ADVISORS, INC.	Purchase	97.11	Ordinary	5,196	5,196
17-May-2023	STATE STREET GLOBAL ADVISORS, INC.	Purchase	97.14	Ordinary	375	375
18-May-2023	STATE STREET GLOBAL ADVISORS, INC.	Purchase	98.37	Ordinary	445	445
18-May-2023	STATE STREET GLOBAL ADVISORS, INC.	In specie redemption	n/a	Ordinary	(616)	(616)
19-May-2023	STATE STREET GLOBAL ADVISORS, INC.	Purchase	99.80	Ordinary	851	851
19-May-2023	STATE STREET GLOBAL ADVISORS, INC.	Sale	99.80	Ordinary	(851)	(851)
22-May-2023	STATE STREET GLOBAL ADVISORS, INC.	Purchase	98.90	Ordinary	2,336	2,336
22-May-2023	STATE STREET GLOBAL ADVISORS, INC.	Purchase	98.90	Ordinary	7,234	7,234
22-May-2023	STATE STREET GLOBAL ADVISORS, INC.	Purchase	98.90	Ordinary	12,077	12,077
22-May-2023	STATE STREET GLOBAL ADVISORS, INC.	Purchase	98.90	Ordinary	104	104
22-May-2023	STATE STREET GLOBAL ADVISORS, INC.	Sale	98.90	Ordinary	(25,081)	(25,081)
22-May-2023	STATE STREET GLOBAL ADVISORS, INC.	Sale	98.90	Ordinary	(12,077)	(12,077)
23-May-2023	STATE STREET GLOBAL ADVISORS, INC.	Purchase	98.90	Ordinary	2,976	2,976
23-May-2023	STATE STREET GLOBAL ADVISORS, INC.	Purchase	98.90	Ordinary	4,615	4,615
23-May-2023	STATE STREET GLOBAL ADVISORS, INC.	Sale	99.48	Ordinary	(26,852)	(26,852)
23-May-2023	STATE STREET GLOBAL ADVISORS, INC.	In specie redemption	n/a	Ordinary	(616)	(616)
25-May-2023	STATE STREET GLOBAL ADVISORS, INC.	Purchase	66.07	Ordinary	650	650
25-May-2023	STATE STREET GLOBAL ADVISORS, INC.	In specie redemption	n/a	Ordinary	(9,021)	(9,021)
26-May-2023	STATE STREET GLOBAL ADVISORS, INC.	Sale	98.16	Ordinary	(2,278)	(2,278)
30-May-2023	STATE STREET GLOBAL ADVISORS, INC.	Sale	99.14	Ordinary	(339)	(339)
31-May-2023	STATE STREET GLOBAL ADVISORS, INC.	Purchase	96.78	Ordinary	27,545	27,545
31-May-2023	STATE STREET GLOBAL ADVISORS, INC.	Purchase	96.78	Ordinary	14,967	14,967
31-May-2023	STATE STREET GLOBAL ADVISORS, INC.	Sale	96.78	Ordinary	(13,975)	(13,975)
31-May-2023	STATE STREET GLOBAL ADVISORS, INC.	Sale	96.78	Ordinary	(43,599)	(43,599)
31-May-2023	STATE STREET GLOBAL ADVISORS, INC.	In specie redemption	n/a	Ordinary	(69)	(69)
02-Jun-2023	STATE STREET GLOBAL ADVISORS, INC.	Purchase	96.92	Ordinary	15,502	15,502
02-Jun-2023	STATE STREET GLOBAL ADVISORS, INC.	Purchase	97.20	Ordinary	891	891

02-Jun-2023	STATE STREET GLOBAL ADVISORS, INC.	In specie redemption	n/a	Ordinary	(440)	(440)
05-Jun-2023	STATE STREET GLOBAL ADVISORS, INC.	Purchase	97.50	Ordinary	274	274
05-Jun-2023	STATE STREET GLOBAL ADVISORS, INC.	Purchase	97.56	Ordinary	1,991	1,991
06-Jun-2023	STATE STREET GLOBAL ADVISORS, INC.	Purchase	96.86	Ordinary	1,332	1,332
07-Jun-2023	STATE STREET GLOBAL ADVISORS, INC.	Purchase	95.69	Ordinary	157	157
07-Jun-2023	STATE STREET GLOBAL ADVISORS, INC.	Purchase	95.69	Ordinary	12,716	12,716
07-Jun-2023	STATE STREET GLOBAL ADVISORS, INC.	Sale	95.69	Ordinary	(1,013)	(1,013)
07-Jun-2023	STATE STREET GLOBAL ADVISORS, INC.	Sale	95.69	Ordinary	(12,716)	(12,716)
08-Jun-2023	STATE STREET GLOBAL ADVISORS, INC.	Purchase	95.61	Ordinary	1,721	1,721
08-Jun-2023	STATE STREET GLOBAL ADVISORS, INC.	Purchase	95.89	Ordinary	6,305	6,305
08-Jun-2023	STATE STREET GLOBAL ADVISORS, INC.	Sale	95.89	Ordinary	(3,443)	(3,443)
08-Jun-2023	STATE STREET GLOBAL ADVISORS, INC.	In specie application	n/a	Ordinary	60	60
09-Jun-2023	STATE STREET GLOBAL ADVISORS, INC.	Sale	95.80	Ordinary	(212)	(212)
09-Jun-2023	STATE STREET GLOBAL ADVISORS, INC.	Sale	95.82	Ordinary	(530)	(530)
13-Jun-2023	STATE STREET GLOBAL ADVISORS, INC.	Purchase	95.98	Ordinary	4,464	4,464
13-Jun-2023	STATE STREET GLOBAL ADVISORS, INC.	Purchase	96.52	Ordinary	24,556	24,556
13-Jun-2023	STATE STREET GLOBAL ADVISORS, INC.	Sale	95.52	Ordinary	(24,556)	(24,556)
13-Jun-2023	STATE STREET GLOBAL ADVISORS, INC.	Sale	96.52	Ordinary	(2,594)	(2,594)
14-Jun-2023	STATE STREET GLOBAL ADVISORS, INC.	Purchase	97.00	Ordinary	5,278	5,278
14-Jun-2023	STATE STREET GLOBAL ADVISORS, INC.	Purchase	97.37	Ordinary	2,224	2,224
14-Jun-2023	STATE STREET GLOBAL ADVISORS, INC.	Sale	97.37	Ordinary	(2,169)	(2,169)
14-Jun-2023	STATE STREET GLOBAL ADVISORS, INC.	In specie application	n/a	Ordinary	14,119	14,119
15-Jun-2023	STATE STREET GLOBAL ADVISORS, INC.	Purchase	97.99	Ordinary	3,453	3,453
15-Jun-2023	STATE STREET GLOBAL ADVISORS, INC.	Purchase	97.99	Ordinary	504	504
15-Jun-2023	STATE STREET GLOBAL ADVISORS, INC.	Sale	97.99	Ordinary	(3,453)	(3,453)
15-Jun-2023	STATE STREET GLOBAL ADVISORS, INC.	Sale	97.99	Ordinary	(9,315)	(9,315)
16-Jun-2023	STATE STREET GLOBAL ADVISORS, INC.	Sale	98.30	Ordinary	(314)	(314)
16-Jun-2023	STATE STREET GLOBAL ADVISORS, INC.	Sale	99.17	Ordinary	(195)	(195)
16-Jun-2023	STATE STREET GLOBAL ADVISORS, INC.	Sale	99.26	Ordinary	(5,994)	(5,994)
16-Jun-2023	STATE STREET GLOBAL ADVISORS, INC.	Sale	99.35	Ordinary	(7,217)	(7,217)
20-Jun-2023	STATE STREET GLOBAL ADVISORS, INC.	Sale	100.80	Ordinary	(193)	(193)
20-Jun-2023	STATE STREET GLOBAL ADVISORS, INC.	Sale	101.62	Ordinary	(595)	(595)
21-Jun-2023	STATE STREET GLOBAL ADVISORS, INC.	Purchase	102.20	Ordinary	1,572	1,572
21-Jun-2023	STATE STREET GLOBAL ADVISORS, INC.	Sale	101.68	Ordinary	(565)	(565)
21-Jun-2023	STATE STREET GLOBAL ADVISORS, INC.	In specie application	n/a	Ordinary	7,380	7,380
23-Jun-2023	STATE STREET GLOBAL ADVISORS, INC.	Purchase	99.60	Ordinary	1,346	1,346
23-Jun-2023	STATE STREET GLOBAL ADVISORS, INC.	Sale	98.51	Ordinary	(601)	(601)
26-Jun-2023	STATE STREET GLOBAL ADVISORS, INC.	Sale	97.93	Ordinary	(9,522)	(9,522)
27-Jun-2023	STATE STREET GLOBAL ADVISORS, INC.	Purchase	98.43	Ordinary	3,326	3,326
27-Jun-2023	STATE STREET GLOBAL ADVISORS, INC.	Sale	98.43	Ordinary	(8,360)	(8,360)
28-Jun-2023	STATE STREET GLOBAL ADVISORS, INC.	Purchase	98.70	Ordinary	3,805	3,805
28-Jun-2023	STATE STREET GLOBAL ADVISORS, INC.	Purchase	99.54	Ordinary	3,097	3,097
28-Jun-2023	STATE STREET GLOBAL ADVISORS, INC.	Purchase	99.54	Ordinary	5,840	5,840
28-Jun-2023	STATE STREET GLOBAL ADVISORS, INC.	Sale	99.54	Ordinary	(3,510)	(3,510)
28-Jun-2023	STATE STREET GLOBAL ADVISORS, INC.	Sale	99.54	Ordinary	(5,840)	(5,840)
29-Jun-2023	STATE STREET GLOBAL ADVISORS, INC.	Sale	100.07	Ordinary	(18,812)	(18,812)
30-Jun-2023	STATE STREET GLOBAL ADVISORS, INC.	Purchase	100.12	Ordinary	4,819	4,819
30-Jun-2023	STATE STREET GLOBAL ADVISORS, INC.	Purchase	100.65	Ordinary	467	467
30-Jun-2023	STATE STREET GLOBAL ADVISORS, INC.	Purchase	100.27	Ordinary	2,469	2,469
30-Jun-2023	STATE STREET GLOBAL ADVISORS, INC.	Purchase	100.27	Ordinary	3,514	3,514
30-Jun-2023	STATE STREET GLOBAL ADVISORS, INC.	Sale	100.26	Ordinary	(24,148)	(24,148)
30-Jun-2023	STATE STREET GLOBAL ADVISORS, INC.	Sale	100.27	Ordinary	(2,469)	(2,469)
30-Jun-2023	STATE STREET GLOBAL ADVISORS, INC.	Sale	100.27	Ordinary	(6,410)	(6,410)
30-Jun-2023	STATE STREET GLOBAL ADVISORS, INC.	Sale	100.27	Ordinary	(5,920)	(5,920)
30-Jun-2023	STATE STREET GLOBAL ADVISORS, INC.	In specie application	n/a	Ordinary	22,375	22,375
03-Jul-2023	STATE STREET GLOBAL ADVISORS, INC.	Purchase	66.22	Ordinary	30	30
03-Jul-2023	STATE STREET GLOBAL ADVISORS, INC.	Purchase	100.30	Ordinary	540	540
03-Jul-2023	STATE STREET GLOBAL ADVISORS, INC.	Purchase	100.94	Ordinary	125	125
03-Jul-2023	STATE STREET GLOBAL ADVISORS, INC.	In specie application	n/a	Ordinary	37	37
03-Jul-2023	STATE STREET GLOBAL ADVISORS, INC.	In specie redemption	n/a	Ordinary	(27,902)	(27,902)
04-Jul-2023	STATE STREET GLOBAL ADVISORS, INC.	Purchase	101.05	Ordinary	4,616	4,616
05-Jul-2023	STATE STREET GLOBAL ADVISORS, INC.	Sale	101.78	Ordinary	(569)	(569)
05-Jul-2023	STATE STREET GLOBAL ADVISORS, INC.	In specie application	n/a	Ordinary	29,565	29,565
06-Jul-2023	STATE STREET GLOBAL ADVISORS, INC.	In specie application	n/a	Ordinary	1,264	1,264
07-Jul-2023	STATE STREET GLOBAL ADVISORS, INC.	Purchase	98.73	Ordinary	206	206
07-Jul-2023	STATE STREET GLOBAL ADVISORS, INC.	Purchase	99.21	Ordinary	4,005	4,005
07-Jul-2023	STATE STREET GLOBAL ADVISORS, INC.	Sale	98.73	Ordinary	(229)	(229)
07-Jul-2023	STATE STREET GLOBAL ADVISORS, INC.	Sale	99.23	Ordinary	(126)	(126)
07-Jul-2023	STATE STREET GLOBAL ADVISORS, INC.	In specie application	n/a	Ordinary	1,224	1,224
10-Jul-2023	STATE STREET GLOBAL ADVISORS, INC.	Purchase	98.52	Ordinary	586	586
10-Jul-2023	STATE STREET GLOBAL ADVISORS, INC.	In specie application	n/a	Ordinary	9,880	9,880
11-Jul-2023	STATE STREET GLOBAL ADVISORS, INC.	Purchase	48.31	Ordinary	5,331	5,331
11-Jul-2023	STATE STREET GLOBAL ADVISORS, INC.	Purchase	99.62	Ordinary	16,519	16,519
12-Jul-2023	STATE STREET GLOBAL ADVISORS, INC.	Purchase	99.15	Ordinary	205	205
12-Jul-2023	STATE STREET GLOBAL ADVISORS, INC.	Sale	100.02	Ordinary	(7,838)	(7,838)
12-Jul-2023	STATE STREET GLOBAL ADVISORS, INC.	In specie application	n/a	Ordinary	1,224	1,224
14-Jul-2023	STATE STREET GLOBAL ADVISORS, INC.	Purchase	101.33	Ordinary	130	130
14-Jul-2023	STATE STREET GLOBAL ADVISORS, INC.	Sale	101.33	Ordinary	(208)	(208)
17-Jul-2023	STATE STREET GLOBAL ADVISORS, INC.	Purchase	101.45	Ordinary	802	802
17-Jul-2023	STATE STREET GLOBAL ADVISORS, INC.	Purchase	101.87	Ordinary	10,055	10,055
17-Jul-2023	STATE STREET GLOBAL ADVISORS, INC.	Sale	101.87	Ordinary	(1,619)	(1,619)
17-Jul-2023	STATE STREET GLOBAL ADVISORS, INC.	Sale	101.87	Ordinary	(10,055)	(10,055)
18-Jul-2023	STATE STREET GLOBAL ADVISORS, INC.	Purchase	102.57	Ordinary	12,482	12,482
18-Jul-2023	STATE STREET GLOBAL ADVISORS, INC.	Sale	102.57	Ordinary	(12,785)	(12,785)
19-Jul-2023	STATE STREET GLOBAL ADVISORS, INC.	Purchase	104.65	Ordinary	992	992
19-Jul-2023	STATE STREET GLOBAL ADVISORS, INC.	Sale	104.65	Ordinary	(992)	(992)
20-Jul-2023	STATE STREET GLOBAL ADVISORS, INC.	Purchase	70.16	Ordinary	673	673
20-Jul-2023	STATE STREET GLOBAL ADVISORS, INC.	Sale	105.25	Ordinary	(733)	(733)
20-Jul-2023	STATE STREET GLOBAL ADVISORS, INC.	Sale	105.50	Ordinary	(366)	(366)
21-Jul-2023	STATE STREET GLOBAL ADVISORS, INC.	Purchase	104.55	Ordinary	3,353	3,353
21-Jul-2023	STATE STREET GLOBAL ADVISORS, INC.	In specie application	n/a	Ordinary	140	140
24-Jul-2023	STATE STREET GLOBAL ADVISORS, INC.	Purchase	104.43	Ordinary	5,889	5,889
24-Jul-2023	STATE STREET GLOBAL ADVISORS, INC.	Sale	104.43	Ordinary	(6,540)	(6,540)
25-Jul-2023	STATE STREET GLOBAL ADVISORS, INC.	Purchase	104.20	Ordinary	13,605	13,605
25-Jul-2023	STATE STREET GLOBAL ADVISORS, INC.	Purchase	104.20	Ordinary	305	305
25-Jul-2023	STATE STREET GLOBAL ADVISORS, INC.	Sale	104.20	Ordinary	(13,605)	(13,605)
25-Jul-2023	STATE STREET GLOBAL ADVISORS, INC.	Sale	104.20	Ordinary	(756)	(756)
26-Jul-2023	STATE STREET GLOBAL ADVISORS, INC.	Purchase	103.93	Ordinary	2,739	2,739
26-Jul-2023	STATE STREET GLOBAL ADVISORS, INC.	Sale	105.00	Ordinary	(572)	(572)
27-Jul-2023	STATE STREET GLOBAL ADVISORS, INC.	Purchase	106.53	Ordinary	4,766	4,766
27-Jul-2023	STATE STREET GLOBAL ADVISORS, INC.	Purchase	106.53	Ordinary	14,221	14,221
27-Jul-2023	STATE STREET GLOBAL ADVISORS, INC.	Sale	106.53	Ordinary	(17,133)	(17,133)
27-Jul-2023	STATE STREET GLOBAL ADVISORS, INC.	Sale	106.53	Ordinary	(14,221)	(14,221)
27-Jul-2023	STATE STREET GLOBAL ADVISORS, INC.	Sale	106.53	Ordinary	(36,389)	(36,389)
28-Jul-2023	STATE STREET GLOBAL ADVISORS, INC.	Purchase	105.50	Ordinary	6,442	6,442
28-Jul-2023	STATE STREET GLOBAL ADVISORS, INC.	Sale	105.50	Ordinary	(7,117)	(7,117)
31-Jul-2023	STATE STREET GLOBAL ADVISORS, INC.	Purchase	105.71	Ordinary	9,826	9,826
31-Jul-2023	STATE STREET GLOBAL ADVISORS, INC.	Purchase	105.71	Ordinary	6,015	6,015
31-Jul-2023	STATE STREET GLOBAL ADVISORS, INC.	Purchase	105.76	Ordinary	1,409	1,409
31-Jul-2023	STATE STREET GLOBAL ADVISORS, INC.	Sale	105.71	Ordinary	(9,826)	(9,826)
31-Jul-2023	STATE STREET GLOBAL ADVISORS, INC.	Sale	105.71	Ordinary	(26,450)	(26,450)
01-Aug-2023	STATE STREET GLOBAL ADVISORS, INC.	Sale	105.85	Ordinary	(1,539)	(1,539)
02-Aug-2023	STATE STREET GLOBAL ADVISORS, INC.	Purchase	105.23	Ordinary	1,064	1,064
02-Aug-2023	STATE STREET GLOBAL ADVISORS, INC.	Sale	103.46	Ordinary	(2,007)	(2,007)
03-Aug-2023	STATE STREET GLOBAL ADVISORS, INC.	In specie application	n/a	Ordinary	876	876
03-Aug-2023	STATE STREET GLOBAL ADVISORS, INC.	In specie redemption	n/a	Ordinary	(1,071)	(1,071)
04-Aug-2023	STATE STREET GLOBAL ADVISORS, INC.	Purchase	101.87	Ordinary	2,147	2,147
04-Aug-2023	STATE STREET GLOBAL ADVISORS, INC.	Purchase	101.87	Ordinary	9,482	9,482
04-Aug-2023	STATE STREET GLOBAL ADVISORS, INC.	Purchase	102.70	Ordinary	807	807
04-Aug-2023	STATE STREET GLOBAL ADVISORS, INC.	Sale	101.87	Ordinary	(1,388)	(1,388)
07-Aug-2023	STATE STREET GLOBAL ADVISORS, INC.	Sale	101.85	Ordinary	(592)	(592)
08-Aug-2023	STATE STREET GLOBAL ADVISORS, INC.	Sale	102.40	Ordinary	(6,302)	(6,302)
08-Aug-2023	STATE STREET GLOBAL ADVISORS, INC.	Sale	102.40	Ordinary	(2,214)	(2,214)
09-Aug-2023	STATE STREET GLOBAL ADVISORS, INC.	Sale	104.85	Ordinary	(8,388)	(8,388)
09-Aug-2023	STATE STREET GLOBAL ADVISORS, INC.	In specie redemption	n/a	Ordinary	(20,548)	(20,548)
10-Aug-2023	STATE STREET GLOBAL ADVISORS, INC.	Purchase	103.82	Ordinary	6,383	6,383
10-Aug-2023	STATE STREET GLOBAL ADVISORS, INC.	Sale	104.47	Ordinary	(975)	(975)
10-Aug-2023	STATE STREET GLOBAL ADVISORS, INC.	In specie redemption	n/a	Ordinary	(19,025)	(19,025)
11-Aug-2023	STATE STREET GLOBAL ADVISORS, INC.	Sale	104.40	Ordinary	(1,779)	(1,779)
11-Aug-2023	STATE STREET GLOBAL ADVISORS, INC.	In specie application	n/a	Ordinary	5,928	5,928
11-Aug-2023	STATE STREET GLOBAL ADVISORS, INC.	In specie redemption	n/a	Ordinary	(1,071)	(1,071)
16-Aug-2023	STATE STREET GLOBAL ADVISORS, INC.	Sale	99.79	Ordinary	(6,006)	(6,006)
16-Aug-2023	STATE STREET GLOBAL ADVISORS, INC.	Sale	100.02	Ordinary	(237)	(237)
17-Aug-2023	STATE STREET GLOBAL ADVISORS, INC.	Purchase	99.65	Ordinary	1,511	1,511
18-Aug-2023	STATE STREET GLOBAL ADVISORS, INC.	Purchase	99.05	Ordinary	149	149
18-Aug-2023	STATE STREET GLOBAL ADVISORS, INC.	Purchase	99.21	Ordinary	2,479	2,479
18-Aug-2023	STATE STREET GLOBAL ADVISORS, INC.	In specie application	n/a	Ordinary	5,039	5,039
18-Aug-2023	STATE STREET GLOBAL ADVISORS, INC.	In specie redemption	n/a	Ordinary	(459)	(459)
21-Aug-2023	STATE STREET GLOBAL ADVISORS, INC.	Purchase	98.45	Ordinary	1,337	1,337
21-Aug-2023	STATE STREET GLOBAL ADVISORS, INC.	Sale	98.45	Ordinary	(4,595)	(4,595)
21-Aug-2023	STATE STREET GLOBAL ADVISORS, INC.	Sale	98.45	Ordinary	(3,171)	(3,171)
21-Aug-2023	STATE STREET GLOBAL ADVISORS, INC.	Sale	98.92	Ordinary	(496)	(496)
21-Aug-2023	STATE STREET GLOBAL ADVISORS, INC.	In specie application	n/a	Ordinary	66	66
21-Aug-2023	STATE STREET GLOBAL ADVISORS, INC.	In specie redemption	n/a	Ordinary	(765)	(765)
22-Aug-2023	STATE STREET GLOBAL ADVISORS, INC.	Purchase	98.09	Ordinary	507	507



22-Aug-2023	STATE STREET GLOBAL ADVISORS, INC.	Sale	98.09	Ordinary	(238)	(238)
22-Aug-2023	STATE STREET GLOBAL ADVISORS, INC.	Sale	98.67	Ordinary	(247)	(247)
22-Aug-2023	STATE STREET GLOBAL ADVISORS, INC.	In specie application	n/a		37	37
23-Aug-2023	STATE STREET GLOBAL ADVISORS, INC.	Sale	99.45	Ordinary	(5,917)	(5,917)
23-Aug-2023	STATE STREET GLOBAL ADVISORS, INC.	In specie application	n/a		66	66
24-Aug-2023	STATE STREET GLOBAL ADVISORS, INC.	Sale	100.61	Ordinary	(5,516)	(5,516)
28-Aug-2023	STATE STREET GLOBAL ADVISORS, INC.	Sale	100.78	Ordinary	(814)	(814)
29-Aug-2023	STATE STREET GLOBAL ADVISORS, INC.	Purchase	101.39	Ordinary	6,096	6,096
29-Aug-2023	STATE STREET GLOBAL ADVISORS, INC.	Sale	101.03	Ordinary	(72)	(72)
29-Aug-2023	STATE STREET GLOBAL ADVISORS, INC.	In specie application	n/a		10,374	10,374
30-Aug-2023	STATE STREET GLOBAL ADVISORS, INC.	In specie application	n/a		5,681	5,681
31-Aug-2023	STATE STREET GLOBAL ADVISORS, INC.	Purchase	102.18	Ordinary	4,385	4,385
31-Aug-2023	STATE STREET GLOBAL ADVISORS, INC.	Sale	102.12	Ordinary	(544)	(544)
31-Aug-2023	STATE STREET GLOBAL ADVISORS, INC.	Sale	102.12	Ordinary	(1,025)	(1,025)
31-Aug-2023	STATE STREET GLOBAL ADVISORS, INC.	Sale	102.18	Ordinary	(32,632)	(32,632)
04-Sep-2023	STATE STREET GLOBAL ADVISORS, INC.	Purchase	101.69	Ordinary	3,953	3,953
06-Sep-2023	STATE STREET GLOBAL ADVISORS, INC.	Purchase	102.75	Ordinary	3,190	3,190
07-Sep-2023	STATE STREET GLOBAL ADVISORS, INC.	Purchase	100.90	Ordinary	2,285	2,285
07-Sep-2023	STATE STREET GLOBAL ADVISORS, INC.	Sale	100.90	Ordinary	(7,260)	(7,260)
07-Sep-2023	STATE STREET GLOBAL ADVISORS, INC.	In specie application	n/a		561	561
08-Sep-2023	STATE STREET GLOBAL ADVISORS, INC.	Purchase	100.81	Ordinary	2,183	2,183
08-Sep-2023	STATE STREET GLOBAL ADVISORS, INC.	Purchase	100.81	Ordinary	410	410
08-Sep-2023	STATE STREET GLOBAL ADVISORS, INC.	Sale	100.81	Ordinary	(2,183)	(2,183)
08-Sep-2023	STATE STREET GLOBAL ADVISORS, INC.	Sale	100.81	Ordinary	(410)	(410)
11-Sep-2023	STATE STREET GLOBAL ADVISORS, INC.	Sale	102.04	Ordinary	(362)	(362)
12-Sep-2023	STATE STREET GLOBAL ADVISORS, INC.	Purchase	102.11	Ordinary	4,219	4,219
12-Sep-2023	STATE STREET GLOBAL ADVISORS, INC.	Purchase	102.40	Ordinary	2,424	2,424
12-Sep-2023	STATE STREET GLOBAL ADVISORS, INC.	Sale	102.11	Ordinary	(10,254)	(10,254)
12-Sep-2023	STATE STREET GLOBAL ADVISORS, INC.	In specie redemption	n/a		(6,105)	(6,105)
13-Sep-2023	STATE STREET GLOBAL ADVISORS, INC.	Purchase	101.70	Ordinary	954	954
13-Sep-2023	STATE STREET GLOBAL ADVISORS, INC.	Sale	101.65	Ordinary	(487)	(487)
13-Sep-2023	STATE STREET GLOBAL ADVISORS, INC.	Sale	101.68	Ordinary	(416)	(416)
14-Sep-2023	STATE STREET GLOBAL ADVISORS, INC.	Sale	102.13	Ordinary	(25,482)	(25,482)
15-Sep-2023	STATE STREET GLOBAL ADVISORS, INC.	Purchase	103.16	Ordinary	40,130	40,130
15-Sep-2023	STATE STREET GLOBAL ADVISORS, INC.	Purchase	103.16	Ordinary	32,042	32,042
15-Sep-2023	STATE STREET GLOBAL ADVISORS, INC.	Purchase	103.16	Ordinary	2,074	2,074
15-Sep-2023	STATE STREET GLOBAL ADVISORS, INC.	Sale	103.16	Ordinary	(635)	(635)
18-Sep-2023	STATE STREET GLOBAL ADVISORS, INC.	Purchase	102.50	Ordinary	11,435	11,435
19-Sep-2023	STATE STREET GLOBAL ADVISORS, INC.	Purchase	102.32	Ordinary	1,979	1,979
19-Sep-2023	STATE STREET GLOBAL ADVISORS, INC.	Sale	102.12	Ordinary	(5,931)	(5,931)
19-Sep-2023	STATE STREET GLOBAL ADVISORS, INC.	Sale	102.32	Ordinary	(394)	(394)
20-Sep-2023	STATE STREET GLOBAL ADVISORS, INC.	Purchase	101.84	Ordinary	5,431	5,431
20-Sep-2023	STATE STREET GLOBAL ADVISORS, INC.	In specie application	n/a		4,940	4,940
21-Sep-2023	STATE STREET GLOBAL ADVISORS, INC.	Purchase	100.08	Ordinary	2,253	2,253
21-Sep-2023	STATE STREET GLOBAL ADVISORS, INC.	Sale	100.08	Ordinary	(9,617)	(9,617)
22-Sep-2023	STATE STREET GLOBAL ADVISORS, INC.	Sale	99.41	Ordinary	(306)	(306)
22-Sep-2023	STATE STREET GLOBAL ADVISORS, INC.	Sale	100.06	Ordinary	(3,242)	(3,242)
22-Sep-2023	STATE STREET GLOBAL ADVISORS, INC.	In specie application	n/a		4,512	4,512
25-Sep-2023	STATE STREET GLOBAL ADVISORS, INC.	Purchase	65.35	Ordinary	80	80
25-Sep-2023	STATE STREET GLOBAL ADVISORS, INC.	Purchase	99.88	Ordinary	9,948	9,948
25-Sep-2023	STATE STREET GLOBAL ADVISORS, INC.	Purchase	100.00	Ordinary	1,278	1,278
25-Sep-2023	STATE STREET GLOBAL ADVISORS, INC.	Sale	99.88	Ordinary	(889)	(889)
26-Sep-2023	STATE STREET GLOBAL ADVISORS, INC.	Purchase	100.08	Ordinary	110	110
26-Sep-2023	STATE STREET GLOBAL ADVISORS, INC.	Sale	100.08	Ordinary	(4,941)	(4,941)
27-Sep-2023	STATE STREET GLOBAL ADVISORS, INC.	Purchase	100.00	Ordinary	441	441
27-Sep-2023	STATE STREET GLOBAL ADVISORS, INC.	Purchase	100.53	Ordinary	21,558	21,558
27-Sep-2023	STATE STREET GLOBAL ADVISORS, INC.	Purchase	100.53	Ordinary	38,268	38,268
27-Sep-2023	STATE STREET GLOBAL ADVISORS, INC.	Sale	100.53	Ordinary	(21,558)	(21,558)
27-Sep-2023	STATE STREET GLOBAL ADVISORS, INC.	Sale	100.53	Ordinary	(2,972)	(2,972)
27-Sep-2023	STATE STREET GLOBAL ADVISORS, INC.	In specie redemption	n/a		(765)	(765)
28-Sep-2023	STATE STREET GLOBAL ADVISORS, INC.	Purchase	100.49	Ordinary	536	536
29-Sep-2023	STATE STREET GLOBAL ADVISORS, INC.	Purchase	99.97	Ordinary	14,876	14,876
29-Sep-2023	STATE STREET GLOBAL ADVISORS, INC.	Purchase	99.97	Ordinary	7,600	7,600
29-Sep-2023	STATE STREET GLOBAL ADVISORS, INC.	Purchase	99.97	Ordinary	9,599	9,599
29-Sep-2023	STATE STREET GLOBAL ADVISORS, INC.	Purchase	99.98	Ordinary	2,356	2,356
29-Sep-2023	STATE STREET GLOBAL ADVISORS, INC.	Sale	99.97	Ordinary	(6,488)	(6,488)
29-Sep-2023	STATE STREET GLOBAL ADVISORS, INC.	Sale	99.97	Ordinary	(7,600)	(7,600)
29-Sep-2023	STATE STREET GLOBAL ADVISORS, INC.	Sale	99.97	Ordinary	(9,599)	(9,599)
29-Sep-2023	STATE STREET GLOBAL ADVISORS, INC.	In specie application	n/a		4,960	4,960
04-Oct-2023	STATE STREET GLOBAL ADVISORS, INC.	Purchase	98.09	Ordinary	22,486	22,486
04-Oct-2023	STATE STREET GLOBAL ADVISORS, INC.	In specie redemption	n/a		(1,124)	(1,124)
05-Oct-2023	STATE STREET GLOBAL ADVISORS, INC.	Purchase	98.89	Ordinary	1,124	1,124
05-Oct-2023	STATE STREET GLOBAL ADVISORS, INC.	Sale	98.30	Ordinary	(74)	(74)
06-Oct-2023	STATE STREET GLOBAL ADVISORS, INC.	Purchase	99.07	Ordinary	963	963
06-Oct-2023	STATE STREET GLOBAL ADVISORS, INC.	Purchase	99.07	Ordinary	2,502	2,502
06-Oct-2023	STATE STREET GLOBAL ADVISORS, INC.	Purchase	99.07	Ordinary	128	128
09-Oct-2023	STATE STREET GLOBAL ADVISORS, INC.	In specie application	n/a		11,408	11,408
10-Oct-2023	STATE STREET GLOBAL ADVISORS, INC.	Purchase	100.70	Ordinary	1,028	1,028
10-Oct-2023	STATE STREET GLOBAL ADVISORS, INC.	Purchase	100.99	Ordinary	72	72
10-Oct-2023	STATE STREET GLOBAL ADVISORS, INC.	Sale	100.70	Ordinary	(4,425)	(4,425)
10-Oct-2023	STATE STREET GLOBAL ADVISORS, INC.	In specie redemption	n/a		(924)	(924)
11-Oct-2023	STATE STREET GLOBAL ADVISORS, INC.	Purchase	100.64	Ordinary	1,331	1,331
11-Oct-2023	STATE STREET GLOBAL ADVISORS, INC.	Sale	100.64	Ordinary	(13,388)	(13,388)
12-Oct-2023	STATE STREET GLOBAL ADVISORS, INC.	Purchase	101.17	Ordinary	3,452	3,452
12-Oct-2023	STATE STREET GLOBAL ADVISORS, INC.	Sale	101.60	Ordinary	(361)	(361)
16-Oct-2023	STATE STREET GLOBAL ADVISORS, INC.	Sale	100.50	Ordinary	(3,037)	(3,037)
17-Oct-2023	STATE STREET GLOBAL ADVISORS, INC.	Purchase	101.35	Ordinary	1,088	1,088
17-Oct-2023	STATE STREET GLOBAL ADVISORS, INC.	Sale	101.20	Ordinary	(169)	(169)
18-Oct-2023	STATE STREET GLOBAL ADVISORS, INC.	Purchase	101.35	Ordinary	2,703	2,703
19-Oct-2023	STATE STREET GLOBAL ADVISORS, INC.	Sale	99.73	Ordinary	(42)	(42)
19-Oct-2023	STATE STREET GLOBAL ADVISORS, INC.	Sale	99.78	Ordinary	(914)	(914)
23-Oct-2023	STATE STREET GLOBAL ADVISORS, INC.	Purchase	97.82	Ordinary	3,143	3,143
23-Oct-2023	STATE STREET GLOBAL ADVISORS, INC.	Sale	97.82	Ordinary	(907)	(907)
23-Oct-2023	STATE STREET GLOBAL ADVISORS, INC.	Sale	97.82	Ordinary	(6,939)	(6,939)
23-Oct-2023	STATE STREET GLOBAL ADVISORS, INC.	In specie redemption	n/a		(462)	(462)
24-Oct-2023	STATE STREET GLOBAL ADVISORS, INC.	Purchase	98.07	Ordinary	6,264	6,264
24-Oct-2023	STATE STREET GLOBAL ADVISORS, INC.	Purchase	98.36	Ordinary	1,113	1,113
24-Oct-2023	STATE STREET GLOBAL ADVISORS, INC.	Sale	98.07	Ordinary	(3,595)	(3,595)
24-Oct-2023	STATE STREET GLOBAL ADVISORS, INC.	Sale	98.07	Ordinary	(4,582)	(4,582)
24-Oct-2023	STATE STREET GLOBAL ADVISORS, INC.	In specie redemption	n/a		(70,743)	(70,743)
25-Oct-2023	STATE STREET GLOBAL ADVISORS, INC.	Purchase	97.35	Ordinary	3,301	3,301
25-Oct-2023	STATE STREET GLOBAL ADVISORS, INC.	Sale	97.35	Ordinary	(3,301)	(3,301)
25-Oct-2023	STATE STREET GLOBAL ADVISORS, INC.	Sale	97.00	Ordinary	(1,669)	(1,669)
26-Oct-2023	STATE STREET GLOBAL ADVISORS, INC.	Purchase	97.00	Ordinary	7,608	7,608
27-Oct-2023	STATE STREET GLOBAL ADVISORS, INC.	Purchase	97.75	Ordinary	7,788	7,788
27-Oct-2023	STATE STREET GLOBAL ADVISORS, INC.	Purchase	97.80	Ordinary	6,132	6,132
27-Oct-2023	STATE STREET GLOBAL ADVISORS, INC.	Purchase	97.80	Ordinary	11,248	11,248
27-Oct-2023	STATE STREET GLOBAL ADVISORS, INC.	Sale	97.80	Ordinary	(5,104)	(5,104)
27-Oct-2023	STATE STREET GLOBAL ADVISORS, INC.	Sale	97.80	Ordinary	(6,132)	(6,132)
27-Oct-2023	STATE STREET GLOBAL ADVISORS, INC.	Sale	97.80	Ordinary	(11,248)	(11,248)
30-Oct-2023	STATE STREET GLOBAL ADVISORS, INC.	Purchase	96.22	Ordinary	467	467
30-Oct-2023	STATE STREET GLOBAL ADVISORS, INC.	Sale	96.22	Ordinary	(467)	(467)
31-Oct-2023	STATE STREET GLOBAL ADVISORS, INC.	Purchase	96.56	Ordinary	8,308	8,308
31-Oct-2023	STATE STREET GLOBAL ADVISORS, INC.	Sale	96.56	Ordinary	(2,780)	(2,780)
31-Oct-2023	STATE STREET GLOBAL ADVISORS, INC.	Sale	96.56	Ordinary	(3,165)	(3,165)
31-Oct-2023	STATE STREET GLOBAL ADVISORS, INC.	In specie application	n/a		20,787	20,787
31-Oct-2023	STATE STREET GLOBAL ADVISORS, INC.	In specie redemption	n/a		(20,787)	(20,787)
01-Nov-2023	STATE STREET GLOBAL ADVISORS, INC.	Purchase	96.87	Ordinary	53	53
01-Nov-2023	STATE STREET GLOBAL ADVISORS, INC.	Sale	96.87	Ordinary	(206)	(206)
02-Nov-2023	STATE STREET GLOBAL ADVISORS, INC.	Purchase	98.27	Ordinary	2,149	2,149
02-Nov-2023	STATE STREET GLOBAL ADVISORS, INC.	Purchase	98.43	Ordinary	5,309	5,309
02-Nov-2023	STATE STREET GLOBAL ADVISORS, INC.	Sale	98.43	Ordinary	(8,045)	(8,045)
06-Nov-2023	STATE STREET GLOBAL ADVISORS, INC.	Sale	99.84	Ordinary	(2,225)	(2,225)
06-Nov-2023	STATE STREET GLOBAL ADVISORS, INC.	Sale	100.42	Ordinary	(1,611)	(1,611)
08-Nov-2023	STATE STREET GLOBAL ADVISORS, INC.	Sale	100.69	Ordinary	(177)	(177)
09-Nov-2023	STATE STREET GLOBAL ADVISORS, INC.	Purchase	102.11	Ordinary	1,841	1,841
09-Nov-2023	STATE STREET GLOBAL ADVISORS, INC.	In specie application	n/a		37	37
10-Nov-2023	STATE STREET GLOBAL ADVISORS, INC.	Purchase	101.72	Ordinary	451	451
10-Nov-2023	STATE STREET GLOBAL ADVISORS, INC.	Purchase	101.75	Ordinary	1,612	1,612
14-Nov-2023	STATE STREET GLOBAL ADVISORS, INC.	In specie application	n/a		66	66
15-Nov-2023	STATE STREET GLOBAL ADVISORS, INC.	Purchase	102.15	Ordinary	88,220	88,220
15-Nov-2023	STATE STREET GLOBAL ADVISORS, INC.	Sale	102.15	Ordinary	(75)	(75)
16-Nov-2023	STATE STREET GLOBAL ADVISORS, INC.	Purchase	102.27	Ordinary	276	276
16-Nov-2023	STATE STREET GLOBAL ADVISORS, INC.	Purchase	102.27	Ordinary	116	116
16-Nov-2023	STATE STREET GLOBAL ADVISORS, INC.	Purchase	102.77	Ordinary	45,454	45,454
16-Nov-2023	STATE STREET GLOBAL ADVISORS, INC.	In specie application	n/a		3,720	3,720
17-Nov-2023	STATE STREET GLOBAL ADVISORS, INC.	Sale	102.47	Ordinary	(1,148)	(1,148)
17-Nov-2023	STATE STREET GLOBAL ADVISORS, INC.	Sale	102.48	Ordinary	(28)	(28)
17-Nov-2023	STATE STREET GLOBAL ADVISORS, INC.	Sale	102.48	Ordinary	(103)	(103)
20-Nov-2023	STATE STREET GLOBAL ADVISORS, INC.	In specie redemption	n/a		(765)	(765)
21-Nov-2023	STATE STREET GLOBAL ADVISORS, INC.	Sale	103.70	Ordinary	(185)	(185)
22-Nov-2023	STATE STREET GLOBAL ADVISORS, INC.	Sale	103.80	Ordinary	(61)	(61)
23-Nov-2023	STATE STREET GLOBAL ADVISORS, INC.	Sale	102.96	Ordinary	(11)	(11)
27-Nov-2023	STATE STREET GLOBAL ADVISORS, INC.	Sale	102.61	Ordinary	(1,804)	(1,804)
27-Nov-2023	STATE STREET GLOBAL ADVISORS, INC.	In specie application	n/a		1,066	1,066

27-Nov-2023	STATE STREET GLOBAL ADVISORS, INC.	In specie redemption	n/a	Ordinary	(66)	(66)
28-Nov-2023	STATE STREET GLOBAL ADVISORS, INC.	Purchase	103.34	Ordinary	511	511
28-Nov-2023	STATE STREET GLOBAL ADVISORS, INC.	Sale	103.34	Ordinary	(235)	(235)
28-Nov-2023	STATE STREET GLOBAL ADVISORS, INC.	In specie application	n/a	Ordinary	37	37
29-Nov-2023	STATE STREET GLOBAL ADVISORS, INC.	Purchase	103.30	Ordinary	5,670	5,670
29-Nov-2023	STATE STREET GLOBAL ADVISORS, INC.	Purchase	103.79	Ordinary	2,429	2,429
29-Nov-2023	STATE STREET GLOBAL ADVISORS, INC.	Sale	103.33	Ordinary	(346)	(346)
29-Nov-2023	STATE STREET GLOBAL ADVISORS, INC.	Sale	103.33	Ordinary	(5,670)	(5,670)
30-Nov-2023	STATE STREET GLOBAL ADVISORS, INC.	Purchase	104.62	Ordinary	692	692
30-Nov-2023	STATE STREET GLOBAL ADVISORS, INC.	Purchase	104.62	Ordinary	934	934
30-Nov-2023	STATE STREET GLOBAL ADVISORS, INC.	Purchase	104.62	Ordinary	767	767
30-Nov-2023	STATE STREET GLOBAL ADVISORS, INC.	Purchase	104.62	Ordinary	34,276	34,276
30-Nov-2023	STATE STREET GLOBAL ADVISORS, INC.	Purchase	104.62	Ordinary	2,005	2,005
30-Nov-2023	STATE STREET GLOBAL ADVISORS, INC.	Purchase	104.62	Ordinary	109	109
30-Nov-2023	STATE STREET GLOBAL ADVISORS, INC.	Purchase	104.62	Ordinary	544	544
30-Nov-2023	STATE STREET GLOBAL ADVISORS, INC.	Purchase	104.62	Ordinary	308	308
30-Nov-2023	STATE STREET GLOBAL ADVISORS, INC.	Purchase	104.62	Ordinary	214	214
30-Nov-2023	STATE STREET GLOBAL ADVISORS, INC.	Purchase	104.66	Ordinary	3,505	3,505
30-Nov-2023	STATE STREET GLOBAL ADVISORS, INC.	Sale	104.66	Ordinary	(10,830)	(10,830)
30-Nov-2023	STATE STREET GLOBAL ADVISORS, INC.	Sale	104.66	Ordinary	(3,137)	(3,137)
30-Nov-2023	STATE STREET GLOBAL ADVISORS, INC.	Sale	104.66	Ordinary	(2,720)	(2,720)
30-Nov-2023	STATE STREET GLOBAL ADVISORS, INC.	In specie application	n/a	Ordinary	2,480	2,480
30-Nov-2023	STATE STREET GLOBAL ADVISORS, INC.	In specie redemption	n/a	Ordinary	(234,138)	(234,138)
01-Dec-2023	STATE STREET GLOBAL ADVISORS, INC.	In specie redemption	n/a	Ordinary	(5,933)	(5,933)
01-Dec-2023	STATE STREET GLOBAL ADVISORS, INC.	In specie redemption	n/a	Ordinary	(121,267)	(121,267)
05-Dec-2023	STATE STREET GLOBAL ADVISORS, INC.	Purchase	104.99	Ordinary	2,233	2,233
05-Dec-2023	STATE STREET GLOBAL ADVISORS, INC.	Sale	104.71	Ordinary	(522)	(522)
05-Dec-2023	STATE STREET GLOBAL ADVISORS, INC.	Sale	104.99	Ordinary	(75)	(75)
06-Dec-2023	STATE STREET GLOBAL ADVISORS, INC.	Purchase	105.49	Ordinary	6,357	6,357
06-Dec-2023	STATE STREET GLOBAL ADVISORS, INC.	Sale	106.34	Ordinary	(439)	(439)
07-Dec-2023	STATE STREET GLOBAL ADVISORS, INC.	Purchase	106.27	Ordinary	1,548	1,548
07-Dec-2023	STATE STREET GLOBAL ADVISORS, INC.	Purchase	106.27	Ordinary	1,868	1,868
07-Dec-2023	STATE STREET GLOBAL ADVISORS, INC.	Purchase	106.27	Ordinary	2,432	2,432
07-Dec-2023	STATE STREET GLOBAL ADVISORS, INC.	Purchase	106.27	Ordinary	9,969	9,969
07-Dec-2023	STATE STREET GLOBAL ADVISORS, INC.	Purchase	106.27	Ordinary	7,894	7,894
07-Dec-2023	STATE STREET GLOBAL ADVISORS, INC.	Sale	106.27	Ordinary	(1,868)	(1,868)
07-Dec-2023	STATE STREET GLOBAL ADVISORS, INC.	Sale	106.27	Ordinary	(9,969)	(9,969)
07-Dec-2023	STATE STREET GLOBAL ADVISORS, INC.	In specie application	n/a	Ordinary	66	66
08-Dec-2023	STATE STREET GLOBAL ADVISORS, INC.	Purchase	106.44	Ordinary	1,189	1,189
11-Dec-2023	STATE STREET GLOBAL ADVISORS, INC.	Purchase	106.94	Ordinary	8,000	8,000
12-Dec-2023	STATE STREET GLOBAL ADVISORS, INC.	Sale	107.41	Ordinary	(1,441)	(1,441)
13-Dec-2023	STATE STREET GLOBAL ADVISORS, INC.	Purchase	106.17	Ordinary	10,653	10,653
13-Dec-2023	STATE STREET GLOBAL ADVISORS, INC.	Sale	108.15	Ordinary	(72)	(72)
13-Dec-2023	STATE STREET GLOBAL ADVISORS, INC.	In specie application	n/a	Ordinary	13,640	13,640
14-Dec-2023	STATE STREET GLOBAL ADVISORS, INC.	Purchase	109.52	Ordinary	15,452	15,452
14-Dec-2023	STATE STREET GLOBAL ADVISORS, INC.	Sale	109.38	Ordinary	(334)	(334)
14-Dec-2023	STATE STREET GLOBAL ADVISORS, INC.	Sale	109.52	Ordinary	(2,300)	(2,300)
14-Dec-2023	STATE STREET GLOBAL ADVISORS, INC.	Sale	109.52	Ordinary	(267)	(267)
15-Dec-2023	STATE STREET GLOBAL ADVISORS, INC.	Purchase	110.07	Ordinary	18,925	18,925
15-Dec-2023	STATE STREET GLOBAL ADVISORS, INC.	In specie redemption	n/a	Ordinary	(234)	(234)
18-Dec-2023	STATE STREET GLOBAL ADVISORS, INC.	Purchase	109.50	Ordinary	155	155
18-Dec-2023	STATE STREET GLOBAL ADVISORS, INC.	Purchase	110.00	Ordinary	10,329	10,329
19-Dec-2023	STATE STREET GLOBAL ADVISORS, INC.	Purchase	110.35	Ordinary	659	659
19-Dec-2023	STATE STREET GLOBAL ADVISORS, INC.	Purchase	110.60	Ordinary	1,633	1,633
19-Dec-2023	STATE STREET GLOBAL ADVISORS, INC.	Purchase	110.61	Ordinary	19,315	19,315
20-Dec-2023	STATE STREET GLOBAL ADVISORS, INC.	Purchase	110.97	Ordinary	18,759	18,759
20-Dec-2023	STATE STREET GLOBAL ADVISORS, INC.	Sale	110.97	Ordinary	(4,709)	(4,709)
21-Dec-2023	STATE STREET GLOBAL ADVISORS, INC.	Purchase	110.56	Ordinary	1,473	1,473
22-Dec-2023	STATE STREET GLOBAL ADVISORS, INC.	Purchase	110.19	Ordinary	429	429
27-Dec-2023	STATE STREET GLOBAL ADVISORS, INC.	Purchase	111.19	Ordinary	1,442	1,442
27-Dec-2023	STATE STREET GLOBAL ADVISORS, INC.	Purchase	111.19	Ordinary	1,582	1,582
27-Dec-2023	STATE STREET GLOBAL ADVISORS, INC.	Purchase	111.19	Ordinary	25,358	25,358
27-Dec-2023	STATE STREET GLOBAL ADVISORS, INC.	Sale	111.12	Ordinary	(414)	(414)
27-Dec-2023	STATE STREET GLOBAL ADVISORS, INC.	Sale	111.19	Ordinary	(1,422)	(1,422)
27-Dec-2023	STATE STREET GLOBAL ADVISORS, INC.	Sale	111.19	Ordinary	(25,358)	(25,358)
28-Dec-2023	STATE STREET GLOBAL ADVISORS, INC.	Purchase	112.16	Ordinary	1,986	1,986
28-Dec-2023	STATE STREET GLOBAL ADVISORS, INC.	Purchase	112.16	Ordinary	3,347	3,347
28-Dec-2023	STATE STREET GLOBAL ADVISORS, INC.	Sale	111.81	Ordinary	(6,989)	(6,989)
29-Dec-2023	STATE STREET GLOBAL ADVISORS, INC.	Purchase	111.80	Ordinary	2,121	2,121
29-Dec-2023	STATE STREET GLOBAL ADVISORS, INC.	Sale	111.80	Ordinary	(1,272)	(1,272)
29-Dec-2023	STATE STREET GLOBAL ADVISORS, INC.	In specie application	n/a	Ordinary	3,690	3,690
03-Jan-2024	STATE STREET GLOBAL ADVISORS, INC.	Purchase	112.73	Ordinary	14,002	14,002
03-Jan-2024	STATE STREET GLOBAL ADVISORS, INC.	Sale	112.13	Ordinary	(14,002)	(14,002)
03-Jan-2024	STATE STREET GLOBAL ADVISORS, INC.	Sale	112.13	Ordinary	(1,817)	(1,817)
04-Jan-2024	STATE STREET GLOBAL ADVISORS, INC.	Purchase	111.49	Ordinary	2,741	2,741
04-Jan-2024	STATE STREET GLOBAL ADVISORS, INC.	Purchase	111.49	Ordinary	16,265	16,265
04-Jan-2024	STATE STREET GLOBAL ADVISORS, INC.	Purchase	112.30	Ordinary	1,716	1,716
04-Jan-2024	STATE STREET GLOBAL ADVISORS, INC.	Sale	111.49	Ordinary	(2,741)	(2,741)
04-Jan-2024	STATE STREET GLOBAL ADVISORS, INC.	Sale	111.49	Ordinary	(5,548)	(5,548)
04-Jan-2024	STATE STREET GLOBAL ADVISORS, INC.	In specie application	n/a	Ordinary	198	198
05-Jan-2024	STATE STREET GLOBAL ADVISORS, INC.	Purchase	112.99	Ordinary	60	60
05-Jan-2024	STATE STREET GLOBAL ADVISORS, INC.	In specie application	n/a	Ordinary	3,936	3,936
09-Jan-2024	STATE STREET GLOBAL ADVISORS, INC.	Sale	113.28	Ordinary	(170)	(170)
10-Jan-2024	STATE STREET GLOBAL ADVISORS, INC.	Purchase	112.97	Ordinary	1,349	1,349
10-Jan-2024	STATE STREET GLOBAL ADVISORS, INC.	Sale	112.04	Ordinary	(191)	(191)
11-Jan-2024	STATE STREET GLOBAL ADVISORS, INC.	Purchase	113.60	Ordinary	975	975
11-Jan-2024	STATE STREET GLOBAL ADVISORS, INC.	Sale	113.60	Ordinary	(901)	(901)
12-Jan-2024	STATE STREET GLOBAL ADVISORS, INC.	Purchase	113.55	Ordinary	2,177	2,177
12-Jan-2024	STATE STREET GLOBAL ADVISORS, INC.	Sale	113.00	Ordinary	(173)	(173)
12-Jan-2024	STATE STREET GLOBAL ADVISORS, INC.	Sale	113.63	Ordinary	(550)	(550)
15-Jan-2024	STATE STREET GLOBAL ADVISORS, INC.	Purchase	113.60	Ordinary	3,390	3,390
15-Jan-2024	STATE STREET GLOBAL ADVISORS, INC.	Sale	113.66	Ordinary	(133)	(133)
16-Jan-2024	STATE STREET GLOBAL ADVISORS, INC.	Purchase	113.00	Ordinary	14,014	14,014
16-Jan-2024	STATE STREET GLOBAL ADVISORS, INC.	Purchase	113.00	Ordinary	5,408	5,408
16-Jan-2024	STATE STREET GLOBAL ADVISORS, INC.	In specie application	n/a	Ordinary	33	33
17-Jan-2024	STATE STREET GLOBAL ADVISORS, INC.	Sale	112.33	Ordinary	(119)	(119)
18-Jan-2024	STATE STREET GLOBAL ADVISORS, INC.	Purchase	112.48	Ordinary	623	623
18-Jan-2024	STATE STREET GLOBAL ADVISORS, INC.	Sale	111.37	Ordinary	(220)	(220)
19-Jan-2024	STATE STREET GLOBAL ADVISORS, INC.	Purchase	113.28	Ordinary	9,490	9,490
19-Jan-2024	STATE STREET GLOBAL ADVISORS, INC.	Purchase	113.28	Ordinary	11,512	11,512
19-Jan-2024	STATE STREET GLOBAL ADVISORS, INC.	Purchase	113.28	Ordinary	7,425	7,425
19-Jan-2024	STATE STREET GLOBAL ADVISORS, INC.	Sale	113.28	Ordinary	(5,227)	(5,227)
19-Jan-2024	STATE STREET GLOBAL ADVISORS, INC.	Sale	113.28	Ordinary	(226)	(226)
19-Jan-2024	STATE STREET GLOBAL ADVISORS, INC.	In specie application	n/a	Ordinary	66	66
22-Jan-2024	STATE STREET GLOBAL ADVISORS, INC.	Sale	114.65	Ordinary	(137)	(137)
22-Jan-2024	STATE STREET GLOBAL ADVISORS, INC.	Sale	114.80	Ordinary	(1,852)	(1,852)
23-Jan-2024	STATE STREET GLOBAL ADVISORS, INC.	Purchase	115.66	Ordinary	670	670
23-Jan-2024	STATE STREET GLOBAL ADVISORS, INC.	Sale	115.66	Ordinary	(670)	(670)
24-Jan-2024	STATE STREET GLOBAL ADVISORS, INC.	Purchase	114.70	Ordinary	5,346	5,346
24-Jan-2024	STATE STREET GLOBAL ADVISORS, INC.	Purchase	114.70	Ordinary	869	869
24-Jan-2024	STATE STREET GLOBAL ADVISORS, INC.	Sale	114.70	Ordinary	(829)	(829)
24-Jan-2024	STATE STREET GLOBAL ADVISORS, INC.	In specie application	n/a	Ordinary	5,032	5,032
25-Jan-2024	STATE STREET GLOBAL ADVISORS, INC.	Purchase	114.86	Ordinary	484	484
25-Jan-2024	STATE STREET GLOBAL ADVISORS, INC.	Sale	114.86	Ordinary	(4,623)	(4,623)
25-Jan-2024	STATE STREET GLOBAL ADVISORS, INC.	In specie application	n/a	Ordinary	3,444	3,444
26-Jan-2024	STATE STREET GLOBAL ADVISORS, INC.	Sale	75.71	Ordinary	(30)	(30)
29-Jan-2024	STATE STREET GLOBAL ADVISORS, INC.	Purchase	115.84	Ordinary	14,600	14,600
29-Jan-2024	STATE STREET GLOBAL ADVISORS, INC.	Purchase	115.92	Ordinary	3,253	3,253
29-Jan-2024	STATE STREET GLOBAL ADVISORS, INC.	Purchase	115.92	Ordinary	14,695	14,695
29-Jan-2024	STATE STREET GLOBAL ADVISORS, INC.	Purchase	116.00	Ordinary	9,826	9,826
29-Jan-2024	STATE STREET GLOBAL ADVISORS, INC.	Sale	115.92	Ordinary	(3,253)	(3,253)
29-Jan-2024	STATE STREET GLOBAL ADVISORS, INC.	Sale	115.92	Ordinary	(2,985)	(2,985)
30-Jan-2024	STATE STREET GLOBAL ADVISORS, INC.	Purchase	116.05	Ordinary	1,602	1,602
30-Jan-2024	STATE STREET GLOBAL ADVISORS, INC.	Purchase	116.05	Ordinary	8,208	8,208
30-Jan-2024	STATE STREET GLOBAL ADVISORS, INC.	Purchase	116.12	Ordinary	845	845
30-Jan-2024	STATE STREET GLOBAL ADVISORS, INC.	Sale	116.01	Ordinary	(196)	(196)
30-Jan-2024	STATE STREET GLOBAL ADVISORS, INC.	Sale	116.05	Ordinary	(1,602)	(1,602)
30-Jan-2024	STATE STREET GLOBAL ADVISORS, INC.	Sale	116.05	Ordinary	(8,208)	(8,208)
31-Jan-2024	STATE STREET GLOBAL ADVISORS, INC.	Purchase	117.53	Ordinary	3,951	3,951
31-Jan-2024	STATE STREET GLOBAL ADVISORS, INC.	Sale	117.53	Ordinary	(4,048)	(4,048)
02-Feb-2024	STATE STREET GLOBAL ADVISORS, INC.	Sale	115.81	Ordinary	(1,515)	(1,515)
05-Feb-2024	STATE STREET GLOBAL ADVISORS, INC.	Purchase	115.02	Ordinary	1,556	1,556
06-Feb-2024	STATE STREET GLOBAL ADVISORS, INC.	Purchase	114.37	Ordinary	11,115	11,115
06-Feb-2024	STATE STREET GLOBAL ADVISORS, INC.	Purchase	115.39	Ordinary	7,883	7,883
06-Feb-2024	STATE STREET GLOBAL ADVISORS, INC.	Sale	115.32	Ordinary	(2,459)	(2,459)
06-Feb-2024	STATE STREET GLOBAL ADVISORS, INC.	In specie application	n/a	Ordinary	3,198	3,198
07-Feb-2024	STATE STREET GLOBAL ADVISORS, INC.	Purchase	114.55	Ordinary	142	142
07-Feb-2024	STATE STREET GLOBAL ADVISORS, INC.	Purchase	114.92	Ordinary	3,197	3,197
07-Feb-2024	STATE STREET GLOBAL ADVISORS, INC.	Sale	114.55	Ordinary	(153)	(153)
08-Feb-2024	STATE STREET GLOBAL ADVISORS, INC.	Purchase	115.87	Ordinary	1,755	1,755
09-Feb-2024	STATE STREET GLOBAL ADVISORS, INC.	Purchase	116.24	Ordinary	2,470	2,470
09-Feb-2024	STATE STREET GLOBAL ADVISORS, INC.	Purchase	116.24	Ordinary	4,056	4,056
09-Feb-2024	STATE STREET GLOBAL ADVISORS, INC.	Purchase	116.24	Ordinary	528	528
09-Feb-2024	STATE STREET GLOBAL ADVISORS, INC.	In specie application	n/a	Ordinary	261,277	261,277
12-Feb-2024	STATE STREET GLOBAL ADVISORS, INC.	Purchase	116.50	Ordinary	53	53

12-Feb-2024	STATE STREET GLOBAL ADVISORS, INC.	Sale	115.73	Ordinary	(74)	(74)
12-Feb-2024	STATE STREET GLOBAL ADVISORS, INC.	In specie application	n/a	Ordinary	16,236	16,236
12-Feb-2024	STATE STREET GLOBAL ADVISORS, INC.	In specie redemption	n/a	Ordinary	(74)	(74)
13-Feb-2024	STATE STREET GLOBAL ADVISORS, INC.	Purchase	116.14	Ordinary	4,216	4,216
13-Feb-2024	STATE STREET GLOBAL ADVISORS, INC.	Sale	117.26	Ordinary	(323)	(323)
13-Feb-2024	STATE STREET GLOBAL ADVISORS, INC.	In specie application	n/a	Ordinary	442	442
14-Feb-2024	STATE STREET GLOBAL ADVISORS, INC.	Purchase	114.07	Ordinary	13,003	13,003
14-Feb-2024	STATE STREET GLOBAL ADVISORS, INC.	Sale	114.07	Ordinary	(228)	(228)
15-Feb-2024	STATE STREET GLOBAL ADVISORS, INC.	Purchase	114.16	Ordinary	3,425	3,425
15-Feb-2024	STATE STREET GLOBAL ADVISORS, INC.	Purchase	114.39	Ordinary	6,435	6,435
16-Feb-2024	STATE STREET GLOBAL ADVISORS, INC.	Purchase	116.28	Ordinary	8,642	8,642
19-Feb-2024	STATE STREET GLOBAL ADVISORS, INC.	Purchase	115.86	Ordinary	556	556
20-Feb-2024	STATE STREET GLOBAL ADVISORS, INC.	Purchase	116.95	Ordinary	1,653	1,653
20-Feb-2024	STATE STREET GLOBAL ADVISORS, INC.	Purchase	117.39	Ordinary	19,564	19,564
20-Feb-2024	STATE STREET GLOBAL ADVISORS, INC.	In specie application	n/a	Ordinary	3,675	3,675
21-Feb-2024	STATE STREET GLOBAL ADVISORS, INC.	Purchase	114.62	Ordinary	2,723	2,723
21-Feb-2024	STATE STREET GLOBAL ADVISORS, INC.	Purchase	114.62	Ordinary	1,815	1,815
21-Feb-2024	STATE STREET GLOBAL ADVISORS, INC.	Sale	114.62	Ordinary	(263)	(263)
21-Feb-2024	STATE STREET GLOBAL ADVISORS, INC.	Sale	114.62	Ordinary	(4,359)	(4,359)
21-Feb-2024	STATE STREET GLOBAL ADVISORS, INC.	Sale	114.62	Ordinary	(1,815)	(1,815)
21-Feb-2024	STATE STREET GLOBAL ADVISORS, INC.	Sale	114.68	Ordinary	(179)	(179)
21-Feb-2024	STATE STREET GLOBAL ADVISORS, INC.	In specie redemption	n/a	Ordinary	(5,372)	(5,372)
23-Feb-2024	STATE STREET GLOBAL ADVISORS, INC.	Purchase	117.93	Ordinary	11,287	11,287
26-Feb-2024	STATE STREET GLOBAL ADVISORS, INC.	Purchase	115.92	Ordinary	1,456	1,456
26-Feb-2024	STATE STREET GLOBAL ADVISORS, INC.	Sale	115.91	Ordinary	(170)	(170)
26-Feb-2024	STATE STREET GLOBAL ADVISORS, INC.	Sale	115.92	Ordinary	(1,456)	(1,456)
27-Feb-2024	STATE STREET GLOBAL ADVISORS, INC.	Purchase	117.12	Ordinary	20,673	20,673
27-Feb-2024	STATE STREET GLOBAL ADVISORS, INC.	Sale	117.12	Ordinary	(1,021)	(1,021)
27-Feb-2024	STATE STREET GLOBAL ADVISORS, INC.	Sale	117.12	Ordinary	(3,345)	(3,345)
27-Feb-2024	STATE STREET GLOBAL ADVISORS, INC.	In specie application	n/a	Ordinary	13,475	13,475
28-Feb-2024	STATE STREET GLOBAL ADVISORS, INC.	Purchase	115.96	Ordinary	37	37
28-Feb-2024	STATE STREET GLOBAL ADVISORS, INC.	Sale	115.96	Ordinary	(534)	(534)
28-Feb-2024	STATE STREET GLOBAL ADVISORS, INC.	Sale	117.25	Ordinary	(331)	(331)
29-Feb-2024	STATE STREET GLOBAL ADVISORS, INC.	Purchase	116.41	Ordinary	51,299	51,299
29-Feb-2024	STATE STREET GLOBAL ADVISORS, INC.	Sale	116.41	Ordinary	(2,536)	(2,536)
29-Feb-2024	STATE STREET GLOBAL ADVISORS, INC.	Sale	116.46	Ordinary	(30)	(30)
01-Mar-2024	STATE STREET GLOBAL ADVISORS, INC.	Purchase	116.75	Ordinary	72	72
01-Mar-2024	STATE STREET GLOBAL ADVISORS, INC.	Purchase	117.36	Ordinary	9,869	9,869
01-Mar-2024	STATE STREET GLOBAL ADVISORS, INC.	In specie redemption	n/a	Ordinary	(351)	(351)
04-Mar-2024	STATE STREET GLOBAL ADVISORS, INC.	Purchase	117.55	Ordinary	3,180	3,180
05-Mar-2024	STATE STREET GLOBAL ADVISORS, INC.	Purchase	118.94	Ordinary	290	290
05-Mar-2024	STATE STREET GLOBAL ADVISORS, INC.	Purchase	118.60	Ordinary	1,732	1,732
05-Mar-2024	STATE STREET GLOBAL ADVISORS, INC.	Sale	116.94	Ordinary	(129)	(129)
05-Mar-2024	STATE STREET GLOBAL ADVISORS, INC.	In specie application	n/a	Ordinary	10,152	10,152
06-Mar-2024	STATE STREET GLOBAL ADVISORS, INC.	Purchase	118.31	Ordinary	1,308	1,308
07-Mar-2024	STATE STREET GLOBAL ADVISORS, INC.	Purchase	119.25	Ordinary	6,120	6,120
08-Mar-2024	STATE STREET GLOBAL ADVISORS, INC.	Purchase	119.54	Ordinary	575	575
08-Mar-2024	STATE STREET GLOBAL ADVISORS, INC.	Purchase	121.45	Ordinary	11,372	11,372
08-Mar-2024	STATE STREET GLOBAL ADVISORS, INC.	Sale	119.54	Ordinary	(4,118)	(4,118)
08-Mar-2024	STATE STREET GLOBAL ADVISORS, INC.	Sale	121.35	Ordinary	(285)	(285)
08-Mar-2024	STATE STREET GLOBAL ADVISORS, INC.	Sale	121.45	Ordinary	(1,251)	(1,251)
11-Mar-2024	STATE STREET GLOBAL ADVISORS, INC.	Purchase	118.13	Ordinary	5,828	5,828
11-Mar-2024	STATE STREET GLOBAL ADVISORS, INC.	Purchase	118.13	Ordinary	577	577
11-Mar-2024	STATE STREET GLOBAL ADVISORS, INC.	Purchase	118.99	Ordinary	2,164	2,164
11-Mar-2024	STATE STREET GLOBAL ADVISORS, INC.	Sale	118.13	Ordinary	(5,828)	(5,828)
11-Mar-2024	STATE STREET GLOBAL ADVISORS, INC.	Sale	118.13	Ordinary	(577)	(577)
11-Mar-2024	STATE STREET GLOBAL ADVISORS, INC.	In specie application	n/a	Ordinary	74	74
12-Mar-2024	STATE STREET GLOBAL ADVISORS, INC.	Purchase	117.82	Ordinary	2,178	2,178
12-Mar-2024	STATE STREET GLOBAL ADVISORS, INC.	Purchase	119.02	Ordinary	4,719	4,719
12-Mar-2024	STATE STREET GLOBAL ADVISORS, INC.	Sale	117.74	Ordinary	(466)	(466)
13-Mar-2024	STATE STREET GLOBAL ADVISORS, INC.	Sale	117.55	Ordinary	(2,037)	(2,037)
14-Mar-2024	STATE STREET GLOBAL ADVISORS, INC.	Sale	117.54	Ordinary	(363)	(363)
15-Mar-2024	STATE STREET GLOBAL ADVISORS, INC.	Purchase	115.00	Ordinary	65	65
15-Mar-2024	STATE STREET GLOBAL ADVISORS, INC.	Purchase	115.54	Ordinary	22,159	22,159
15-Mar-2024	STATE STREET GLOBAL ADVISORS, INC.	Sale	115.54	Ordinary	(1,757)	(1,757)
18-Mar-2024	STATE STREET GLOBAL ADVISORS, INC.	Purchase	116.46	Ordinary	2,569	2,569
18-Mar-2024	STATE STREET GLOBAL ADVISORS, INC.	Sale	116.46	Ordinary	(571)	(571)
19-Mar-2024	STATE STREET GLOBAL ADVISORS, INC.	Purchase	115.78	Ordinary	8,281	8,281
19-Mar-2024	STATE STREET GLOBAL ADVISORS, INC.	Purchase	116.43	Ordinary	523	523
19-Mar-2024	STATE STREET GLOBAL ADVISORS, INC.	Sale	116.43	Ordinary	(775)	(775)
20-Mar-2024	STATE STREET GLOBAL ADVISORS, INC.	Sale	116.30	Ordinary	(207)	(207)
21-Mar-2024	STATE STREET GLOBAL ADVISORS, INC.	Purchase	116.80	Ordinary	6,388	6,388
21-Mar-2024	STATE STREET GLOBAL ADVISORS, INC.	Purchase	118.00	Ordinary	1,184	1,184
21-Mar-2024	STATE STREET GLOBAL ADVISORS, INC.	Sale	118.00	Ordinary	(315)	(315)
22-Mar-2024	STATE STREET GLOBAL ADVISORS, INC.	Sale	117.48	Ordinary	(6,547)	(6,547)
25-Mar-2024	STATE STREET GLOBAL ADVISORS, INC.	Purchase	118.25	Ordinary	222	222
25-Mar-2024	STATE STREET GLOBAL ADVISORS, INC.	Purchase	118.79	Ordinary	1,696	1,696
25-Mar-2024	STATE STREET GLOBAL ADVISORS, INC.	Purchase	118.79	Ordinary	47,554	47,554
25-Mar-2024	STATE STREET GLOBAL ADVISORS, INC.	Sale	118.79	Ordinary	(1,352)	(1,352)
25-Mar-2024	STATE STREET GLOBAL ADVISORS, INC.	Sale	118.79	Ordinary	(47,554)	(47,554)
26-Mar-2024	STATE STREET GLOBAL ADVISORS, INC.	Purchase	118.60	Ordinary	26,489	26,489
26-Mar-2024	STATE STREET GLOBAL ADVISORS, INC.	Purchase	118.60	Ordinary	735	735
26-Mar-2024	STATE STREET GLOBAL ADVISORS, INC.	Sale	118.60	Ordinary	(22,147)	(22,147)
26-Mar-2024	STATE STREET GLOBAL ADVISORS, INC.	Sale	118.60	Ordinary	(1,151)	(1,151)
27-Mar-2024	STATE STREET GLOBAL ADVISORS, INC.	Purchase	120.90	Ordinary	1,801	1,801
27-Mar-2024	STATE STREET GLOBAL ADVISORS, INC.	Sale	118.77	Ordinary	(205)	(205)
27-Mar-2024	STATE STREET GLOBAL ADVISORS, INC.	Sale	120.00	Ordinary	(8,945)	(8,945)
28-Mar-2024	STATE STREET GLOBAL ADVISORS, INC.	Purchase	120.34	Ordinary	15,437	15,437
28-Mar-2024	STATE STREET GLOBAL ADVISORS, INC.	Purchase	120.34	Ordinary	422	422
28-Mar-2024	STATE STREET GLOBAL ADVISORS, INC.	Purchase	120.56	Ordinary	2,334	2,334
28-Mar-2024	STATE STREET GLOBAL ADVISORS, INC.	Sale	120.34	Ordinary	(15,437)	(15,437)
28-Mar-2024	STATE STREET GLOBAL ADVISORS, INC.	Sale	120.34	Ordinary	(5,928)	(5,928)
28-Mar-2024	STATE STREET GLOBAL ADVISORS, INC.	Sale	120.34	Ordinary	(1,702)	(1,702)
02-Apr-2024	STATE STREET GLOBAL ADVISORS, INC.	Purchase	120.12	Ordinary	32	32
02-Apr-2024	STATE STREET GLOBAL ADVISORS, INC.	Purchase	120.12	Ordinary	935	935
02-Apr-2024	STATE STREET GLOBAL ADVISORS, INC.	Purchase	120.12	Ordinary	2,013	2,013
02-Apr-2024	STATE STREET GLOBAL ADVISORS, INC.	Purchase	120.12	Ordinary	3,988	3,988
02-Apr-2024	STATE STREET GLOBAL ADVISORS, INC.	Sale	120.07	Ordinary	(374)	(374)
03-Apr-2024	STATE STREET GLOBAL ADVISORS, INC.	Purchase	117.81	Ordinary	101	101
03-Apr-2024	STATE STREET GLOBAL ADVISORS, INC.	Purchase	119.63	Ordinary	777	777
04-Apr-2024	STATE STREET GLOBAL ADVISORS, INC.	Purchase	118.35	Ordinary	1,042	1,042
04-Apr-2024	STATE STREET GLOBAL ADVISORS, INC.	Purchase	118.60	Ordinary	2,609	2,609
04-Apr-2024	STATE STREET GLOBAL ADVISORS, INC.	Sale	118.35	Ordinary	(2,260)	(2,260)
04-Apr-2024	STATE STREET GLOBAL ADVISORS, INC.	Sale	118.60	Ordinary	(187)	(187)
05-Apr-2024	STATE STREET GLOBAL ADVISORS, INC.	Purchase	117.07	Ordinary	541	541
05-Apr-2024	STATE STREET GLOBAL ADVISORS, INC.	In specie application	n/a	Ordinary	447	447
08-Apr-2024	STATE STREET GLOBAL ADVISORS, INC.	Purchase	118.19	Ordinary	16,850	16,850
08-Apr-2024	STATE STREET GLOBAL ADVISORS, INC.	Purchase	118.78	Ordinary	1,905	1,905
08-Apr-2024	STATE STREET GLOBAL ADVISORS, INC.	In specie application	n/a	Ordinary	447	447
19-Mar-2024	STATE STREET BANK AND TRUST COMPANY	Borrowing securities under a securities loan from BlackRock Institutional Trust Company NA - Refer Part A of Annexure E	n/a	Ordinary	7,814	7,814
08-Nov-2022	STATE STREET BANK AND TRUST COMPANY	Borrowing securities under a securities loan from STATE STREET AGENCY UST - Refer Part A of Annexure E	n/a	Ordinary	9,536	9,536
09-Nov-2022	STATE STREET BANK AND TRUST COMPANY	Return of securities under a securities loan from STATE STREET AGENCY UST - Refer Part A of Annexure E	n/a	Ordinary	(4,906)	(4,906)
16-Nov-2022	STATE STREET BANK AND TRUST COMPANY	Borrowing securities under a securities loan from STATE STREET AGENCY UST - Refer Part A of Annexure E	n/a	Ordinary	700	700
21-Nov-2022	STATE STREET BANK AND TRUST COMPANY	Borrowing securities under a securities loan from STATE STREET AGENCY UST - Refer Part A of Annexure E	n/a	Ordinary	5,940	5,940
23-Nov-2022	STATE STREET BANK AND TRUST COMPANY	Return of securities under a securities loan from STATE STREET AGENCY UST - Refer Part A of Annexure E	n/a	Ordinary	(1,257)	(1,257)
28-Nov-2022	STATE STREET BANK AND TRUST COMPANY	Borrowing securities under a securities loan from STATE STREET AGENCY UST - Refer Part A of Annexure E	n/a	Ordinary	12,722	12,722
30-Nov-2022	STATE STREET BANK AND TRUST COMPANY	Borrowing securities under a securities loan from STATE STREET AGENCY UST - Refer Part A of Annexure E	n/a	Ordinary	10,013	10,013
14-Dec-2022	STATE STREET BANK AND TRUST COMPANY	Return of securities under a securities loan from STATE STREET AGENCY UST - Refer Part A of Annexure E	n/a	Ordinary	(700)	(700)
15-Dec-2022	STATE STREET BANK AND TRUST COMPANY	Return of securities under a securities loan from STATE STREET AGENCY UST - Refer Part A of Annexure E	n/a	Ordinary	(1,215)	(1,215)
06-Jan-2023	STATE STREET BANK AND TRUST COMPANY	Return of securities under a securities loan from STATE STREET AGENCY UST - Refer Part A of Annexure E	n/a	Ordinary	(21,810)	(21,810)
09-Jan-2023	STATE STREET BANK AND TRUST COMPANY	Return of securities under a securities loan from STATE STREET AGENCY UST - Refer Part A of Annexure E	n/a	Ordinary	(2,158)	(2,158)
20-Jan-2023	STATE STREET BANK AND TRUST COMPANY	Return of securities under a securities loan from STATE STREET AGENCY UST - Refer Part A of Annexure E	n/a	Ordinary	(5,940)	(5,940)
09-Mar-2023	STATE STREET BANK AND TRUST COMPANY	Borrowing securities under a securities loan from STATE STREET AGENCY UST - Refer Part A of Annexure E	n/a	Ordinary	1,687	1,687
14-Mar-2023	STATE STREET BANK AND TRUST COMPANY	Return of securities under a securities loan from STATE STREET AGENCY UST - Refer Part A of Annexure E	n/a	Ordinary	(795)	(795)
17-Mar-2023	STATE STREET BANK AND TRUST COMPANY	Borrowing securities under a securities loan from STATE STREET AGENCY UST - Refer Part A of Annexure E	n/a	Ordinary	1,039	1,039
22-Mar-2023	STATE STREET BANK AND TRUST COMPANY	Return of securities under a securities loan from STATE STREET AGENCY UST - Refer Part A of Annexure E	n/a	Ordinary	(130)	(130)

[illegible]

[illegible]

[illegible]

[illegible]

[illegible]





[illegible]

[illegible]





[illegible]

[illegible]

[illegible]



[illegible]

[illegible]

[illegible]

[illegible]

[illegible]

[illegible]

[illegible]

[illegible]



[illegible]

[illegible]

[illegible]

[illegible]

[illegible]

[illegible]

[illegible]

[illegible]



[illegible]

[illegible]





[illegible]



[illegible]

[illegible]



[illegible]

[illegible]

[illegible]



[illegible]

[illegible]

[illegible]

[illegible]





















[illegible]

[illegible]

[illegible]

[illegible]

[illegible]



[illegible]

[illegible]



[illegible]

[illegible]

[illegible]

[illegible]

[illegible]

[illegible]

[illegible]

[illegible]







[illegible]

[illegible]



[illegible]







[illegible]

[illegible]

[illegible]

[illegible]

[illegible]

[illegible]

[illegible]

[illegible]





[illegible]

08-Aug-2023	STATE STREET BANK AND TRUST COMPANY	Return of securities under a securities loan by THE MACQUARIE GROUP - Refer Part A of Annexure D	n/a	Ordinary	(83,600)	(83,600)
10-Aug-2023	STATE STREET BANK AND TRUST COMPANY	Return of securities under a securities loan by THE MACQUARIE GROUP - Refer Part A of Annexure D	n/a	Ordinary	(71,850)	(71,850)
01-Sep-2023	STATE STREET BANK AND TRUST COMPANY	Return of securities under a securities loan by THE MACQUARIE GROUP - Refer Part A of Annexure D	n/a	Ordinary	(74,486)	(74,486)
06-Oct-2023	STATE STREET BANK AND TRUST COMPANY	Lending securities under a securities loan to THE MACQUARIE GROUP - Refer Part A of Annexure D	n/a	Ordinary	8,293	8,293
12-Oct-2023	STATE STREET BANK AND TRUST COMPANY	Return of securities under a securities loan by THE MACQUARIE GROUP - Refer Part A of Annexure D	n/a	Ordinary	(4,900)	(4,900)
13-Oct-2023	STATE STREET BANK AND TRUST COMPANY	Return of securities under a securities loan by THE MACQUARIE GROUP - Refer Part A of Annexure D	n/a	Ordinary	(4,080)	(4,080)
25-Oct-2023	STATE STREET BANK AND TRUST COMPANY	Return of securities under a securities loan by THE MACQUARIE GROUP - Refer Part A of Annexure D	n/a	Ordinary	(10,583)	(10,583)
26-Oct-2023	STATE STREET BANK AND TRUST COMPANY	Return of securities under a securities loan by THE MACQUARIE GROUP - Refer Part A of Annexure D	n/a	Ordinary	(7,786)	(7,786)
08-Jan-2024	STATE STREET BANK AND TRUST COMPANY	Lending securities under a securities loan to THE TORONTO DOMINION GROUP - Refer Part A of Annexure D	n/a	Ordinary	1,000	1,000
19-Jan-2024	STATE STREET BANK AND TRUST COMPANY	Return of securities under a securities loan by THE TORONTO DOMINION GROUP - Refer Part A of Annexure D	n/a	Ordinary	(602)	(602)
15-Dec-2022	STATE STREET BANK AND TRUST COMPANY	Lending securities under a securities loan to UBS SECURITIES AUSTRALIA LTD - Refer Part A of Annexure D	n/a	Ordinary	298,616	298,616
20-Dec-2022	STATE STREET BANK AND TRUST COMPANY	Return of securities under a securities loan by UBS SECURITIES AUSTRALIA LTD - Refer Part A of Annexure D	n/a	Ordinary	(271,616)	(271,616)
09-May-2023	STATE STREET BANK AND TRUST COMPANY	Lending securities under a securities loan to UBS SECURITIES AUSTRALIA LTD - Refer Part A of Annexure D	n/a	Ordinary	158,000	158,000
11-May-2023	STATE STREET BANK AND TRUST COMPANY	Lending securities under a securities loan to UBS SECURITIES AUSTRALIA LTD - Refer Part A of Annexure D	n/a	Ordinary	32,000	32,000
12-May-2023	STATE STREET BANK AND TRUST COMPANY	Lending securities under a securities loan to UBS SECURITIES AUSTRALIA LTD - Refer Part A of Annexure D	n/a	Ordinary	59,000	59,000
15-May-2023	STATE STREET BANK AND TRUST COMPANY	Lending securities under a securities loan to UBS SECURITIES AUSTRALIA LTD - Refer Part A of Annexure D	n/a	Ordinary	48,646	48,646
16-May-2023	STATE STREET BANK AND TRUST COMPANY	Return of securities under a securities loan by UBS SECURITIES AUSTRALIA LTD - Refer Part A of Annexure D	n/a	Ordinary	(9,102)	(9,102)
17-May-2023	STATE STREET BANK AND TRUST COMPANY	Return of securities under a securities loan by UBS SECURITIES AUSTRALIA LTD - Refer Part A of Annexure D	n/a	Ordinary	(34,539)	(34,539)
19-May-2023	STATE STREET BANK AND TRUST COMPANY	Return of securities under a securities loan by UBS SECURITIES AUSTRALIA LTD - Refer Part A of Annexure D	n/a	Ordinary	(139,757)	(139,757)
22-May-2023	STATE STREET BANK AND TRUST COMPANY	Lending securities under a securities loan to UBS SECURITIES AUSTRALIA LTD - Refer Part A of Annexure D	n/a	Ordinary	250,000	250,000
23-May-2023	STATE STREET BANK AND TRUST COMPANY	Lending securities under a securities loan to UBS SECURITIES AUSTRALIA LTD - Refer Part A of Annexure D	n/a	Ordinary	260,520	260,520
26-May-2023	STATE STREET BANK AND TRUST COMPANY	Lending securities under a securities loan to UBS SECURITIES AUSTRALIA LTD - Refer Part A of Annexure D	n/a	Ordinary	68,000	68,000
30-May-2023	STATE STREET BANK AND TRUST COMPANY	Return of securities under a securities loan by UBS SECURITIES AUSTRALIA LTD - Refer Part A of Annexure D	n/a	Ordinary	(68,000)	(68,000)
02-Jun-2023	STATE STREET BANK AND TRUST COMPANY	Return of securities under a securities loan by UBS SECURITIES AUSTRALIA LTD - Refer Part A of Annexure D	n/a	Ordinary	(141,248)	(141,248)
26-Jun-2023	STATE STREET BANK AND TRUST COMPANY	Return of securities under a securities loan by UBS SECURITIES AUSTRALIA LTD - Refer Part A of Annexure D	n/a	Ordinary	(83,002)	(83,002)
27-Jun-2023	STATE STREET BANK AND TRUST COMPANY	Return of securities under a securities loan by UBS SECURITIES AUSTRALIA LTD - Refer Part A of Annexure D	n/a	Ordinary	(32,630)	(32,630)
28-Jun-2023	STATE STREET BANK AND TRUST COMPANY	Return of securities under a securities loan by UBS SECURITIES AUSTRALIA LTD - Refer Part A of Annexure D	n/a	Ordinary	(5,999)	(5,999)
05-Jul-2023	STATE STREET BANK AND TRUST COMPANY	Return of securities under a securities loan by UBS SECURITIES AUSTRALIA LTD - Refer Part A of Annexure D	n/a	Ordinary	(13,635)	(13,635)
06-Jul-2023	STATE STREET BANK AND TRUST COMPANY	Return of securities under a securities loan by UBS SECURITIES AUSTRALIA LTD - Refer Part A of Annexure D	n/a	Ordinary	(279,376)	(279,376)
17-Jul-2023	STATE STREET BANK AND TRUST COMPANY	Lending securities under a securities loan to UBS SECURITIES AUSTRALIA LTD - Refer Part A of Annexure D	n/a	Ordinary	404,122	404,122
13-Sep-2023	STATE STREET BANK AND TRUST COMPANY	Return of securities under a securities loan by UBS SECURITIES AUSTRALIA LTD - Refer Part A of Annexure D	n/a	Ordinary	(250,000)	(250,000)
03-Oct-2023	STATE STREET BANK AND TRUST COMPANY	Return of securities under a securities loan by UBS SECURITIES AUSTRALIA LTD - Refer Part A of Annexure D	n/a	Ordinary	(121,541)	(121,541)
04-Oct-2023	STATE STREET BANK AND TRUST COMPANY	Return of securities under a securities loan by UBS SECURITIES AUSTRALIA LTD - Refer Part A of Annexure D	n/a	Ordinary	(17,115)	(17,115)
23-Oct-2023	STATE STREET BANK AND TRUST COMPANY	Return of securities under a securities loan by UBS SECURITIES AUSTRALIA LTD - Refer Part A of Annexure D	n/a	Ordinary	(111,344)	(111,344)
17-Aug-2022	STATE STREET BANK AND TRUST COMPANY	Lending securities under a securities loan to BANK OF MONTREAL EUROPE PUBLIC LIMITED COMPANY - Refer Part A of Annexure D	n/a	Ordinary	10,000	10,000
16-Aug-2023	STATE STREET BANK AND TRUST COMPANY	Lending securities under a securities loan to BANK OF MONTREAL EUROPE PUBLIC LIMITED COMPANY - Refer Part A of Annexure D	n/a	Ordinary	30,000	30,000
24-Aug-2023	STATE STREET BANK AND TRUST COMPANY	Return of securities under a securities loan by BANK OF MONTREAL EUROPE PUBLIC LIMITED COMPANY - Refer Part A of Annexure D	n/a	Ordinary	(40,000)	(40,000)
04-Oct-2022	STATE STREET BANK AND TRUST COMPANY	Lending securities under a securities loan to THE BANK OF NOVA SCOTIA GROUP - Refer Part A of Annexure D	n/a	Ordinary	2,018	2,018
06-Oct-2022	STATE STREET BANK AND TRUST COMPANY	Lending securities under a securities loan to THE BANK OF NOVA SCOTIA GROUP - Refer Part A of Annexure D	n/a	Ordinary	336	336
26-Oct-2022	STATE STREET BANK AND TRUST COMPANY	Return of securities under a securities loan by THE BANK OF NOVA SCOTIA GROUP - Refer Part A of Annexure D	n/a	Ordinary	(1,218)	(1,218)
23-Nov-2022	STATE STREET BANK AND TRUST COMPANY	Return of securities under a securities loan by THE BANK OF NOVA SCOTIA GROUP - Refer Part A of Annexure D	n/a	Ordinary	(1,136)	(1,136)
10-Aug-2022	STATE STREET BANK AND TRUST COMPANY	Lending securities under a securities loan to THE GOLDMAN SACHS GROUP - Refer Part A of Annexure D	n/a	Ordinary	120,976	120,976
11-Aug-2022	STATE STREET BANK AND TRUST COMPANY	Lending securities under a securities loan to THE GOLDMAN SACHS GROUP - Refer Part A of Annexure D	n/a	Ordinary	59,948	



[illegible]

[illegible]

[illegible]

[illegible]



[illegible]

[illegible]

[illegible]

[illegible]



[illegible]



[illegible]








[illegible]

[illegible]

[illegible]

[illegible]

  
10 April 2024  
Alok Maheshwary  
Authorised Signatory

6. Addresses

Name	Address
SSGA FUNDS MANAGEMENT, INC.	Channel Center, 1 Iron Street, Boston MA 02210, United States
STATE STREET GLOBAL ADVISORS (JAPAN) CO., LTD.	Toranomon Hills Mori Tower 25F, 1-23-1 Toranomon, Minato-ku, Tokyo, 105-6325, Japan
STATE STREET GLOBAL ADVISORS ASIA LIMITED	68th Floor, Two International Finance Centre, 8 Finance Street, Central, Hong Kong, China
STATE STREET GLOBAL ADVISORS EUROPE LIMITED	78 Sir John Rogerson's Quay, Dublin 2, Ireland
STATE STREET GLOBAL ADVISORS LIMITED	20 Churchill Place, London, England, E14 5HJ, United Kingdom
STATE STREET GLOBAL ADVISORS SINGAPORE LIMITED	168 Robinson Road #33-01 Capital Tower, Singapore, 068912, Singapore
STATE STREET GLOBAL ADVISORS TRUST COMPANY	1 Iron Street, Boston MA 02210, United States
STATE STREET GLOBAL ADVISORS, AUSTRALIA, LIMITED	Level 15, 420 George Street, Sydney NSW 2000, Australia
STATE STREET GLOBAL ADVISORS, LTD.	1981 McGill College Avenue, Suite 500, Montreal Québec H3A 3A8, Canada
STATE STREET SAUDI ARABIA FINANCIAL SOLUTIONS COMPANY	King Fahad , AlOlaya , 7277, Riyadh, Riyadh, 12212, Saudi Arabia
STATE STREET GLOBAL ADVISORS, INC.	1 Iron Street, Boston MA 02210, United States
STATE STREET BANK AND TRUST COMPANY	One Congress Street, Suite 1, Boston MA 02114, United States



10 April 2024

Alok Maheshwary  
Authorised Signatory

## 3. Changes in relevant interests

State Street Bank and Trust Company will, if requested by the company or responsible entity to whom this form must be given under the Corporations Act 2001 (Cth) or if requested by the Australian Securities and Investment Commission (ASIC), provide a copy of the master securities lending agreement/s and security agreement/s referred to below to the company, responsible entity or ASIC.


**Part A: For relevant interests arising out of lending securities - State Street Bank and Trust Company acquires relevant interest as lender of the securities under securities lending authorisation agreement, subject to obligation to return under the agreement. (State Street Bank and Trust Company has lent the securities and retains relevant interest as per Part B of this Annexure.)**

Type of agreement	Securities Lending Authorisation Agreement/ Global Master Securities Lending Agreement/ Securities Loan Agreement
Parties to agreement	(1) State Street Bank and Trust Company (2) The entity referred to in the relevant part of Annexure B to this notice
Can the parties exercise voting rights attaching to the securities?	(1) No (2) Yes. (Borrower has the right to vote, but may on-lend securities)
If yes, in what circumstances	(1) Only if instructed to by the borrower (2) As determined by the owner of the securities
Transfer date	The dates on which the securities were delivered by State Street Bank and Trust Company as lender are set out in Annexure B to this notice
Scheduled return date	No scheduled return date
Does the borrower have the right to return the securities early?	No scheduled return date. Borrower can return securities or equivalent securities at any time subject to giving notice
If yes, in what circumstances	Borrower can return securities or equivalent securities at any time subject to giving notice
Does the lender have the right to recall the securities early (ie before the scheduled return date)?	No scheduled return date. Lender can require return of securities or equivalent securities at any time subject to giving notice
If yes, in what circumstances	Lender can require return of securities or equivalent securities at any time subject to giving notice
Are there any circumstances in which the borrower is not required to return securities or equivalent securities on settlement?	No
If yes, detail any exceptions	n/a

**Part B: For relevant interests arising out of lending securities - State Street Bank and Trust Company acquires a relevant interest in securities through taking a security interest ("title transfer") over the securities as collateral to secure a securities loan. (See Part A of this Annexure for securities loan details.)**

Type of agreement	Global Master Securities Lending Agreement Securities Lending Authorisation Agreement
Parties to agreement	(1) State Street Bank and Trust Company (2) The entity referred to in the relevant part of Annexure B to this notice
Can the parties exercise voting rights attaching to the securities?	(1) Yes, but only if the borrower defaults and ownership is enforced (2) Yes
If yes, in what circumstances	(1) Only if the borrower defaults and ownership is enforced (2) In accordance with ordinary rights as registered holder, either directly or through nominee holder
Transfer date	The dates on which the securities were transferred, as indicated in Annexure B to this notice
Scheduled return date	No scheduled return date. Securities collateral is returned on termination of related securities loan
Does the borrower have the right to have the securities returned early?	No scheduled return date. Securities collateral is returned on termination of related securities loan or the provision of alternative collateral
If yes, in what circumstances	At any time subject to returning the borrowed securities or equivalent securities or providing alternative collateral
Are there any circumstances in which the lender is not required to return securities collateral on settlement?	No, assuming the borrower returns the borrowed securities or equivalent securities
If yes, detail any exceptions	n/a (lender must return securities collateral if the borrower returns the borrowed securities or equivalent securities)



  
 10 April 2024  
 Alok Maheshwary  
 Authorised Signatory

## 3. Changes in relevant interests

State Street Bank and Trust Company will, if requested by the company or responsible entity to whom this form must be given under the Corporations Act 2001 (Cth) or if requested by the Australian Securities and Investment Commission (ASIC), provide a copy of the master securities lending agreement/s and security agreement/s referred to below to the company, responsible entity or ASIC.

**Part A: For relevant interests arising out of lending securities - State Street Bank and Trust Company acquires relevant interest as borrower of the securities under securities lending agreement, subject to obligation to return under the agreement. (State Street Bank and Trust Company has on-lent the securities and retains relevant interest as per Part B of this Annexure.)**

Type of agreement	Global Master Securities Lending Agreement/Master Securities Loan Agreement/Securities Loan Agreement
Parties to agreement	(1) STATE STREET BANK AND TRUST COMPANY (2) The entity referred to in the relevant part of Annexure B to this notice
Can the parties exercise voting rights attaching to the securities?	(1) Yes (if the borrower is the registered holder. However the securities are on-lent by the borrower as per Part B of this Annexure) (2) No, not during term of securities loan
If yes, in what circumstances	(1) Only if the borrower is the registered holder. However the securities are on-lent by the borrower as per Part B of this Annexure (2) n/a
Transfer date	The dates on which the securities were delivered to State Street Bank and Trust Company as borrower are set out in Annexure B to this notice
Scheduled return date	No scheduled return date
Does the borrower have the right to return the securities early?	No scheduled return date. Borrower can return securities or equivalent securities at any time subject to giving notice
If yes, in what circumstances	Borrower can return securities or equivalent securities at any time subject to giving notice
Does the lender have the right to recall the securities early (ie before the scheduled return date)?	No scheduled return date. Lender can require return of securities or equivalent securities at any time subject to giving notice
If yes, in what circumstances	Lender can require return of securities or equivalent securities at any time subject to giving notice
Are there any circumstances in which the borrower is not required to return securities or equivalent securities on settlement?	No
If yes, detail any exceptions	n/a

**Part B: For relevant interests arising out of lending securities - State Street Bank and Trust Company lends the securities under securities lending agreement, and retains relevant interest through the right to recall the securities or equivalent securities.**

Type of agreement	Global Master Securities Lending Agreement/Master Securities Loan Agreement
Parties to agreement	(1) STATE STREET BANK AND TRUST COMPANY (2) The entity referred to in the relevant part of Annexure B to this notice
Can the parties exercise voting rights attaching to the securities?	(1) Yes, but only if the lender recalls the loan and exercises its right to become the registered holder (2) Yes (while registered holder)
If yes, in what circumstances	(1) Only if the lender recalls the loan and exercises its right to become the registered holder (2) Borrower may exercise voting rights (while registered holder)
Transfer date	The dates on which the securities were delivered to the borrower are set out in Annexure B to this notice
Scheduled return date	No scheduled return date
Does the borrower have the right to return the securities early?	No scheduled return date. Borrower can return securities or equivalent securities at any time subject to giving notice
If yes, in what circumstances	Borrower can return securities or equivalent securities at any time subject to giving notice
Does the lender have the right to recall the securities early (ie before the scheduled return date)?	No scheduled return date. Lender can require return of securities or equivalent securities at any time subject to giving notice
If yes, in what circumstances	Lender can require return of securities or equivalent securities at any time subject to giving notice
Are there any circumstances in which the borrower is not required to return securities or equivalent securities on settlement?	No
If yes, detail any exceptions	n/a

**Part C: For relevant interests arising out of lending securities - State Street Bank and Trust Company acquires a relevant interest in securities through taking a security interest ("pledge") over the securities as collateral to secure a securities loan. (See Part B of this Annexure for securities loan details.)**

Type of agreement	Global Master Securities Lending Agreement Security Agreement: the pro forma security agreement governing the pledge is attached to this notice
Parties to agreement	(1) STATE STREET BANK AND TRUST COMPANY (2) The entity referred to in the relevant part of Annexure B to this notice
Can the parties exercise voting rights attaching to the securities?	(1) Yes, but only if the borrower defaults and pledge is enforced (2) Yes
If yes, in what circumstances	(1) Only if the borrower defaults and pledge is enforced (2) In accordance with ordinary rights as registered holder, either directly or through nominee holder
Pledge date	The dates on which the securities were pledged, as indicated in Annexure B to this notice
Scheduled release date	No scheduled release date. Securities are released from pledge on termination of related securities loan
Does the borrower have the right to have the securities released early?	No scheduled release date. Securities are released from pledge on termination of related securities loan or the provision of alternative collateral
If yes, in what circumstances	At any time subject to returning the borrowed securities or equivalent securities or providing alternative collateral
Are there any circumstances in which the lender is not required to release the pledged securities on settlement?	No, assuming the borrower returns the borrowed securities or equivalent securities
If yes, detail any exceptions	n/a (lender must release pledged securities if the borrower returns the borrowed securities or equivalent securities)