

Investor Presentation

FY24 Full Year Results

21 August 2024

commsgroup
Global Cloud Communications

COMMS GROUP LIMITED (ASX: CCG)
www.commsgroup.limited

This document has been approved by the Board of Comms Group Limited

FY24 Key Highlights

FY24 has been a significant year for Comms Group with record Revenue and EBITDA

- Total revenue of \$55.5m (exceeding guidance) & underlying EBITDA of \$6.6m (in line with guidance). Over 90% of revenue is recurring.
- Our key focus on cash generation and generating strong shareholder returns has seen operating cashflow increase 150% to \$3.8m and free cashflow increase nearly 200% to \$3.5m.
- New sales contracts of \$7.5m in new ARR¹.
- Continuing to expand relationship with strategic accounts² (including Vodafone) in Australia and the Asia Pacific.
- Previous synergy work with prior acquisitions has been successful, delivering overall Group Gross Margin of over 47.5%.
- Significant achievement in FY24 with granting of voice-licences across Asia Pacific allowing us to provide services to Multi-National Corporates (MNCs) in 13 countries across the Asia Pacific.
- Inaugural dividend of 0.25c (\$0.0025) per share declared, fully franked.

¹ Annual recurring revenue

² Strategic accounts use our services for their own customers and typically bill > \$100k pcm (or are expected to reach this figure over time).



commsgroup
Global Cloud Communications

We enhance business agility through innovative cloud-based communications and secure modern workplace solutions

About us

Cloud Communications & Collaboration

Cloud communications service provider to Australian SME & corporates with award winning customer service.

next:
telecom
a commsgroup business

Secure Modern Workplace Solutions

Award-winning IT & Cloud Services Managed Service Provider supporting corporate customers' ICT needs.

onPlatinum
a commsgroup business

Global UCaaS & Wholesale

Specialist UCaaS for international business and CPaaS for wholesale customers with global network reach.

commsgroup
GLOBAL

Note: Refer glossary for definitions.

• Located across Sydney, Melbourne, Gold Coast, Singapore, Philippines, UK
COMMSGROUP - 3

Products and services

Comms Group empowers businesses worldwide with a comprehensive, cutting-edge suite of communications and technology solutions across key market segments.



Cloud Communications and Collaboration

- Industry leader in Microsoft Teams Calling
- Full suite of Teams VAS inc. call recording, contact centre & analytics
- Modern cloud business phone/hosted PBX
- Inbound 13/1300/1800 services
- 5G Mobile & Broadband
- Full range of broadband solutions including NBN (TC4 & EE), Fibre Ethernet, MPLS and Point-to-Point.
- Multi-Carrier diversity via our own national network plus Layer 3 offerings.
- SD-WAN and Secure Firewall Solutions



Secure Modern Workplace Solutions

- 24x7 IT Managed services (structured and productised offering)
- Modern Workplace solutions
- Provision of ICT hardware
- Security services inc. Fortinet
- Cloud based services (Azure, private cloud)
- Own our own Cloud IaaS Virtual Server cluster
- Desktop as a service
- Backup as a service
- Managed telephony & data services



Global UCaaS & Wholesale

- Global Microsoft Teams & Cisco Webex calling solutions to enterprise.
- Focus on Global MNC's to enable VAS solutions including Contact Centre, Call Recording, Call Analytics, SMS Messaging
- White-label UCaaS and CPaaS solutions to global carriers and contact centres with fast-enablement and managed services
- SIP Trunking and Call Termination Services (CTS) across APAC and Europe
- Global DIDs in more than 65+ countries with geographic and toll-free options.
- 24x7 Global NOC and support
- Extensive Global Network with APAC focus

FY24 Financial Highlights

In 2024, we delivered solid growth in Revenue and EBITDA and a significant improvement in Operating and Free Cash Flow



Revenue



**Up 7% on PCP
to \$55.5M**



Gross Profit



**Up 9% on PCP
to \$26.3M**



Underlying EBITDA¹



**Up 36% on PCP
to \$6.6M**



Operating Cashflow



**Up 153% on PCP
to \$3.8M**



Free Cashflow



**Up 192% on PCP
to \$3.5M**

¹Underlying EBITDA excludes net interest, tax, non-cash share LTIP costs, rent, depreciation, amortisation, business acquisition, integration, restructuring and non-recurring costs.

personal use only

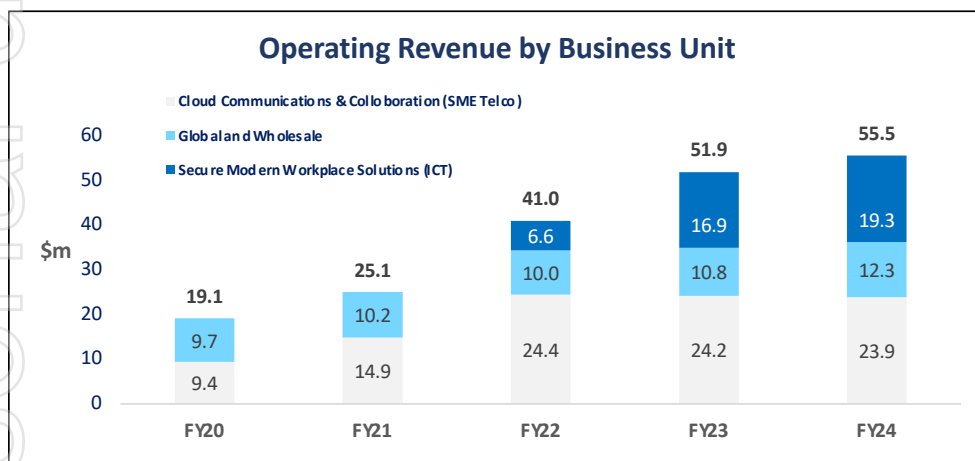
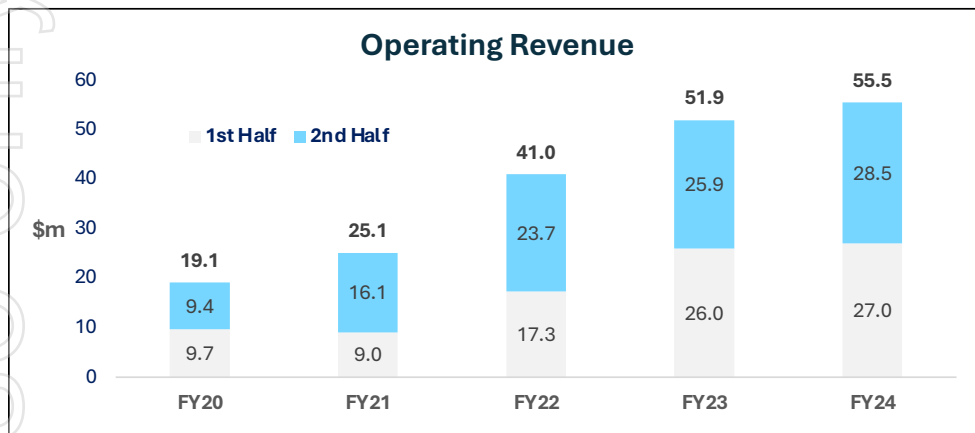
Financial Performance FY24

- **Total revenue increase** of 7% over FY23 all from organic growth.
- **Group gross margin increased** to 47.5% from 46.6% in FY23.
- **Operating expenses held largely flat** despite investing in a number of Global sales and operations positions.
- **Overall increase in revenue** from H1 to H2 FY24.
- **EBITDA increase** from H1 to H2 FY24.

\$M	FY23	FY24
Operating Revenue	51.9	55.5
Cost of Sales	(27.7)	(29.1)
Gross Profit	24.2	26.3
Gross Margin %	46.6%	47.5%
Operating expenses*	(19.6)	(19.7)
Underlying EBITDA	4.8	6.6
Non-recurring items & share incentive costs	(2.9)	(2.4)
Depreciation & amortisation	(3.1)	(3.4)
Net interest	(1.0)	(0.9)
Operating Profit before tax	(2.2)	(0.1)
Plus Other Non-operating Income	2.7	0.2
Profit before tax	0.5	0.1
Income tax	(1.1)	(0.2)
Net Profit After Tax	(0.6)	(0.1)

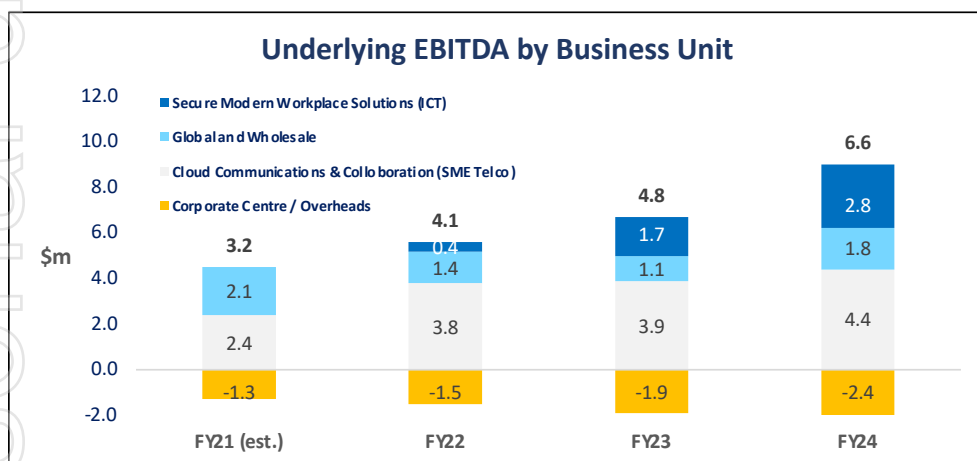
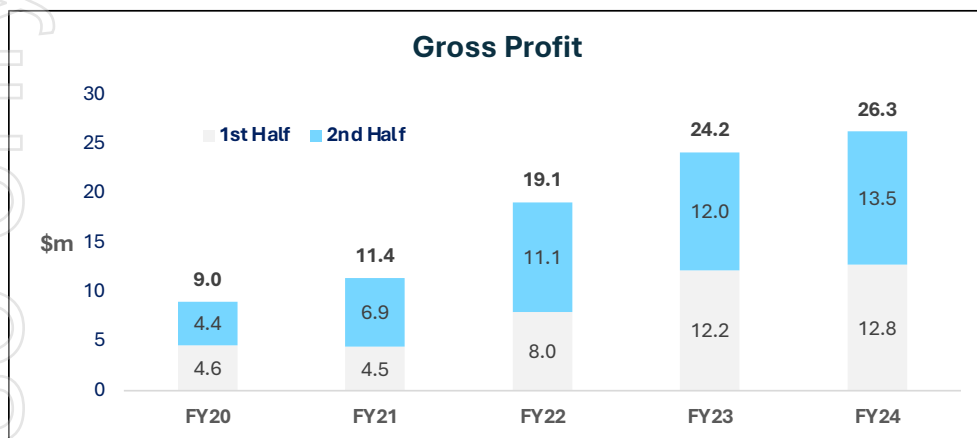
*Operating Expenses exclude restructuring, business acquisition, integration and other one-off costs and share based payments.

Financial Performance Over Time








- **Solid revenue increase** in FY24 from organic growth.
- **All business units saw growth in revenue** in the 2nd half c.f. the first half.
- **Secure Modern Workplace Solutions** had a strong year with continued strong interest in its best-of-breed hybrid cloud, managed ICT and enhanced security solutions.
- **Cloud Communications & Collaboration** was able to maintain revenues despite market pressures with an increase in the 2nd half from a **major client win**.
- **Global & Wholesale** saw good growth in revenue in the year with additional revenue secured from the Vodafone key account.
- Increasing **cross-sell of secure modern workplace solutions** to existing telco customers delivering on the expected synergies.

Financial Performance Over Time (cont)

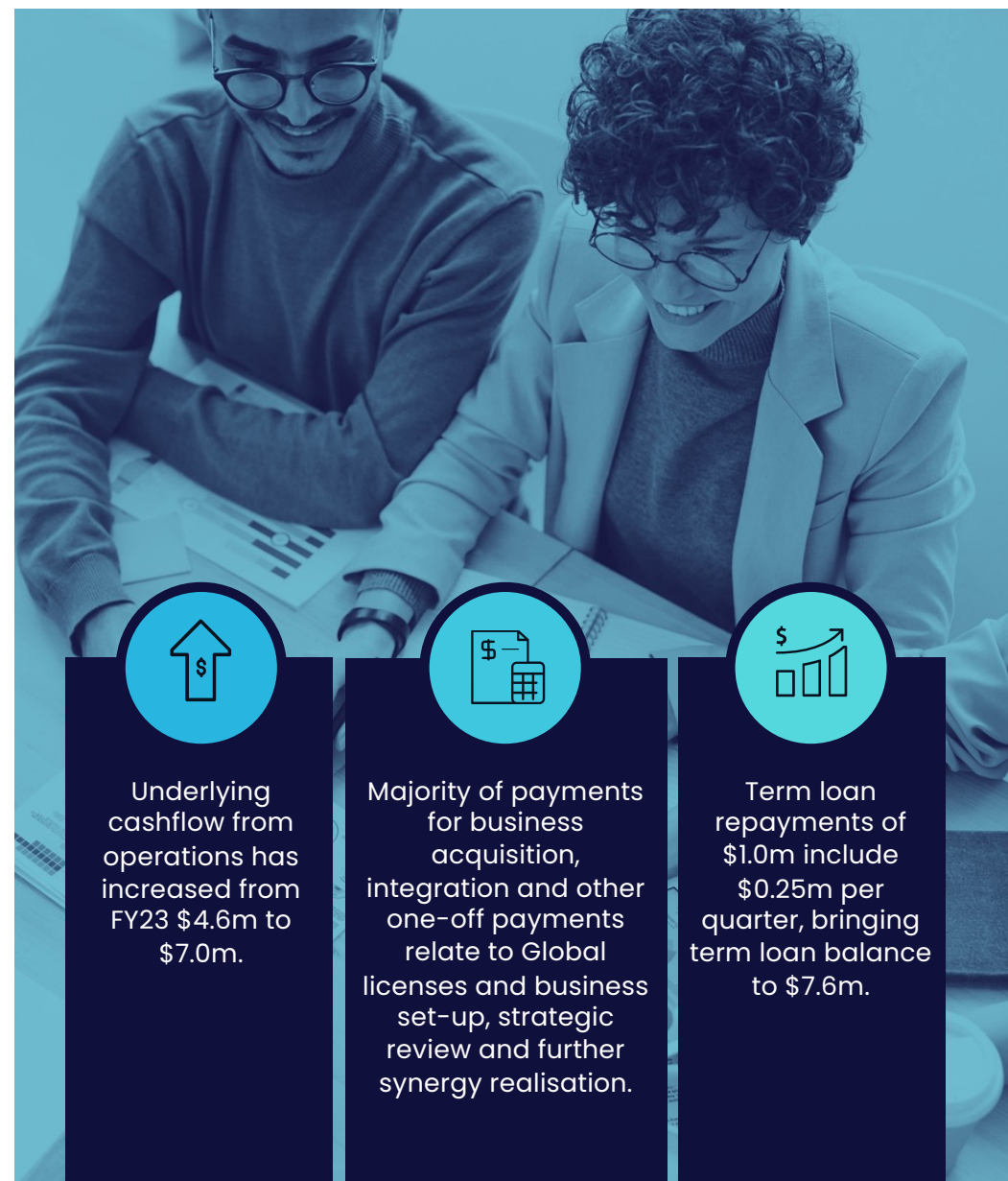


- Substantial increase in overall gross profit in FY24.
- Gross profit also benefited from organic revenue growth via new customer wins, targeted price increases and product and services cross sell.
- Continued strong focus on managing and rationalising supplier costs also assisted gross profit improvements.
- 2nd half gross profit saw a sizeable increase over 1st half.
- Since acquisition, Secure Modern Workplace Solutions (onPlatinum), has continued to produce EBITDA growth year-on-year, which is expected to continue.
- All business units demonstrated growth in gross profit and EBITDA in the year.

Cash Flow


\$M	FY23	FY24	
Underlying operating cashflows	4.6	7.0	 +52%
Less: payment of business acquisition, restructuring, integration & other one off expenses	(1.7)	(1.8)	
Less: income tax paid	(0.3)	(0.3)	
Less: lease (inc rent) payments	(1.1)	(1.1)	
Operating Cash Flow	1.5	3.8	 +153%
Less: Capex	(0.3)	(0.3)	
Free Cash Flow¹	1.2	3.5	 +192%
Less: net Interest paid	(0.7)	(0.8)	
Less: investing activities	(1.9)	-	
Plus: proceeds from bank borrowings	1.3	-	
Less: term loan repayments	(0.8)	(1.0)	
Cash Flow Movement	(1.0)	1.7	 +270%
Opening cash	2.9	1.9	
Closing cash	1.9	3.6	 +90%

¹ **Free Cash Flow** is defined as Operating Cashflow (Net Cash from Operations less Interest on finance facility) less Capex





Underlying cashflow from operations has increased from FY23 \$4.6m to \$7.0m.



Majority of payments for business acquisition, integration and other one-off payments relate to Global licenses and business set-up, strategic review and further synergy realisation.



Term loan repayments of \$1.0m include \$0.25m per quarter, bringing term loan balance to \$7.6m.

Balance Sheet

Balance sheet continues to strengthen. Net assets increasing to \$31.8m.

Cash at bank increased to \$3.6m from \$1.9m FY23

Working capital including cash on hand but excluding borrowings has increased from \$0.8m in FY23 to \$2.2m.

Total Intangibles including Goodwill \$41.7m with significant margin between assessed and book values.

CBA term loan reduced to \$7.6m. Covenant testing indicates significant margin to minimum requirements. CBA facilities renewed until August 2026.



\$M	30 June 2023	30 June 2024
Cash	1.9	3.6
Working Capital (current assets less current liabilities but exc. borrowings)	0.8	2.2
Current borrowings	1.0	7.6
Non-Current Assets	48.1	44.8
Non-Current Liabilities	16.5	7.6
Net Assets	31.2	31.8

personal use only

personal use only

Business Highlights

FY24

commsgroup
Global Cloud Communications

Business Highlights FY24

Positive New Sales Level Continues

- Total of **\$7.5m ARR¹ of new sales** contracts closed in FY24.
- All three business units continue to have a healthy sales pipeline of quality sales deals.

Continued Positive Momentum with Vodafone

- **Vodafone relationship** continues positive trajectory with additional product capabilities delivered in FY24.
- Further business won in FY24 and we are optimistic of securing some **key new sales deals in the near term**.
- Expectation of additional revenue opportunities as we provide **coverage for additional countries** over time.

Margins and Cost Management

- **Overall gross margin 47.5%** which is an increase over FY23 figure of 46.6%
- We have managed to keep overall opex flat in FY24 which has been a positive outcome despite labour and market cost increases.

Business Unit Performance

- All businesses are **currently seeing a good level of new sales**.
- Expect **continued positive trending of business performance** based on sales contracts signed and expected future sales contract closings.
- Some good deals won involving cross sell of **secure modern workplace solutions** to telco customers.

¹ ARR is annual recurring revenue from new sales contracts and excludes upfront or one-off sales / revenue from new sales contracts.



Global Expansion and International Licences Update

Comms Group is a key provider of unified communications as a service (UCaaS) for global businesses.

We also provide wholesale voice CPaaS services (SIP trunks, DIDs, local voice termination) across the Asia Pacific region for global telcos and OTT (Over the Top) providers inc. CPaaS and CCaaS providers

Our Goal is to be the leading provider in the Asia Pacific region for both CPaaS and UCaaS (unified comms) offerings.

Significant work undertaken in FY24 on regional expansion with local voice licences now in place in **Australia, NZ, Singapore, Hong Kong, Indonesia, Japan, Malaysia, Philippines** and **Taiwan** (in progress) and local partnerships in **China, South Korea, Thailand** and **Vietnam**.

Recently we added Points of Presence in **South America (Brazil)** and **South Africa**.

personal use only

Comms Group Limited

Strategy & Outlook

commsgroup
Global Cloud Communications

Strategy

To become a leading cloud communications, collaboration and secure modern workplace solutions provider across the Asia Pacific region

- A strong focus on the corporate mid-market sector domestically.
- Cross-sell of secure modern workplace solutions to our wider customer base of circa 5,000 customers.
- Expand our partner program, strategic alliances and channels to market in Australia and the Asia Pacific region.
- Expand relationship with strategic accounts to include additional products and services and expand geographical reach. Plan to add additional strategic accounts over time.
- Leverage our significant Asia Pacific footprint to provide unified communications, collaboration and secure modern workplace solutions to MNCs operating across the region.
- Digital transformation of the business to implement common Group wide processes and systems with the goal of moving to a common platform and “One” business over time.
- Increasing operating and free cash flow generation and improving shareholder returns.
- Strategic growth opportunities where appropriate in order to increase scale and add additional capabilities.

Group Outlook



Targeting Group organic **Revenue** growth in FY25 of **5% to 10%**.



FY25 Underlying EBITDA target
\$7.0m+



Targeting increase in operating cashflow and improvement in FCF conversion to generate strong shareholder returns.



Business exploring strategic growth opportunities.



Contact Us

Investor Website
www.commsgroup.limited

Enquiries
www.commsgroup.limited/feedback

Glossary

Term	Definition
Cloud Communications	The provision of key communications services from cloud servers based in data centres and over high speed internet connections.
Cloud PBX, Cloud Phone, Hosted PABX	A cloud PBX functions the same as an in office PABX but is hosted in a cloud server accessed via the internet. This is becoming the preferred option for providers and customers today. Comms Group operates a global Cloud Phone network.
Corporate mid-market	For Comms Group, this is larger organisations with typically 500+ employees and monthly spend (MRR) of typically > \$5,000.
CPaaS	Communications Platform as a Service is a cloud-based platform that enables developers to add real-time communications features to their own applications without needing to build backend infrastructure and interfaces. Comms Group provides call termination (SIP Trunks), telephone numbers and management across multiple geographies.
CTS	Call Termination Services – provision of a service by wholesale service providers to terminate voice calls in different markets or countries and on to different networks such as mobile and fixed voice networks.
Data Service	A broadband service that delivers voice, video and data over a private network or the Internet. NBN and fibre optic services are the most common forms of data services in the SME and corporate mid-market. Comms Group operates a domestic Layer 2 (data) and Layer 3 (internet) network with key Points of Presence (PoPs) in Sydney, Melbourne & Brisbane and aggregates a range of layer 2 wholesale access services.
Enterprise	For Comms Group, this is organisations with typically > 1,000 employees and operating multi-nationally as an MNC.
Fibre (optic)	Use of fibre optic networks to carry digital signals (data) via light transmission at very high speeds, transforming the telco and cloud services market globally.
ICT	Information Communication Technology is an umbrella term that covers the wide range of IT services and Communications services provided to businesses.
MNC	Multi-national corporate whereby the corporation has offices, facilities and assets in multiple countries.
MRR	Monthly recurring revenue is the monthly recurring annuity style revenue received from customers.
NBN	Australia's national broadband network, which is a wholesale open access data network, replacing older copper and cable broadband with optic fibre networks, high speed switches and other technologies.
PABX	A typically in-house telephone switching system that interconnects telephone extensions to each other as well as the outside telephone network known as the public switched telephone network (PSTN).
SD-WAN	A software-defined wide-area network (SD-WAN) uses software-defined network technology, such as communicating over the Internet with encryption between an organisation's locations. Allow companies to build higher-performance WANs using lower-cost and commercially available Internet access. SD-WAN is replacing traditional data networks such as MPLS.
SIP	Session Initiation Protocol – being the standard IP telephony signalling protocol used to manage voice calls over the internet.
SME	For Comms Group, this is small to medium enterprise businesses typically up to 500 employees.
Unified Communications (UCaaS)	A communications delivery model based on the cloud, providing key communications services including telephony (voice), video, messaging, chat, collaboration, document storage supporting teamwork, agility, mobility and work from anywhere. Comms Group is a leading provider of MS Teams calling with a global network and offering.

personal use only

Disclaimer

The material in this presentation is a summary of Comms Group Ltd's (CCG) activities and results, and is current at the date of this presentation. Further details are provided in the Company's full and half year accounts and results announcements released to the ASX.

No representation, express or implied, is made as to the fairness, accuracy, completeness or correctness of information contained in this presentation, including the accuracy, likelihood of achievement or reasonableness of any forecasts, prospects, returns or statements in relation to future matters contained in the presentation ("forward-looking statements"). Such forward-looking statements are by their nature subject to significant uncertainties and contingencies and are based on a number of estimates and assumptions that are subject to change (and in many cases are outside the control of CCG and its Directors) which may cause the actual results or performance of CCG to be materially different from any future results or performance expressed or implied by such forward-looking statements.

Undue reliance should not be placed on forward-looking statements and except as required by law or regulation, CCG assumes no obligation to update these forward-looking statements. To the maximum extent permitted by law, CCG and its related corporations, Directors, officers, employees and agents disclaim any obligations or undertaking to release any updates or revisions to the information in this presentation to reflect any change in expectation or assumptions and disclaim all responsibility and liability for these forward-looking statements (including without limitation, liability for fault or negligence.)

This presentation provides information in summary form only and is not intended to be complete. It is not intended to be relied upon as advice to investors or potential investors and does not take into account the investment objectives, financial situation or needs of any particular investor.

Due care and consideration should be undertaken when considering and analysing CCG's financial performance. All references to dollars are to Australian Dollars unless otherwise stated.

To the maximum extent permitted by law, neither CCG nor its related corporations, Directors, officers, employees or agents, nor any other person, accepts any liability, including, without limitation, any liability arising from fault or negligence, for any loss arising from the use of this presentation or its contents or otherwise arising in connection with it.

Certain financial data included in this presentation may be "non-IFRS financial information" under Regulatory Guide 230 Disclosing non-IFRS financial information published by ASIC. The non-IFRS financial information in this presentation may include underlying profit. CCG believes this non-IFRS financial information, where included, provides useful information to users in measuring the financial performance and conditions of CCG. The non-IFRS financial information measures do not have standardised meanings prescribed by International Financial Reporting Standards and, therefore, may not be comparable to similarly titled measures presented by other entities, nor should they be considered as an alternative to other financial measures determined in accordance with International Financial Reporting Standards. Undue reliance should not be placed on any non-IFRS financial information.

This presentation is not and should not be considered as an offer or an invitation to acquire shares in CCG or any other financial product and does not and will not form any part of any contract for the acquisition of shares.

This presentation should be read in conjunction with other publicly available material. Further information including historical results and a description of the activities of CCG is available on our website <https://commsgroup.limited>

personal use only



commsgroup
Global Cloud Communications