For personal use only

June 2026 Quarterly Activities Report

HIGHLIGHTS

TELFER SOUTH PROJECT - Rincon's 100% Owned Tenement

10 km south of the Telfer Gold Mine, Western Australia

Hasties Gold/Copper Project — Highlights

- An additional 478 historic (Newcrest, 1990s)[1] rock chip samples were validated within the 100%-owned Telfer South Hasties prospect, confirming high-grade mineralisation up to 10.5 g/t Au and 0.13% Cu, extending the Hasties Zone to 1.1 km of strike[2].
- Rock chips also revealed the Padion target covering a 450 m perimeter approximately 4 km NE of Hasties, with historic rock chips returning up to 10.9 g/t Au and 1.5% Cu.
- A total of 103 follow-up new rock chip samples were collected within the Hasties Zone to validate and infill historic results with assays pending and sampling ongoing.
- A Mobile MT survey was completed over the entire Telfer South project, identifying a deep undrilled resistive target >200 m below surface and following the strike of the Hasties Zone. A near-surface resistive unit coincident with high-grade rock-chip results was also revealed.
- Site preparations for Reverse Circulation (RC) drilling were completed to accommodate priority targets within the 1.1 km Hasties Zone. Drilling activities targeted through to the end of calendar year 2026.

WEST ARUNTA PROJECT

A binding Heads of Agreement was executed to divest 90% of its West Arunta project to Maverick Minerals Australia for upfront consideration of $600,000 and deferred consideration of $500,000. The Company is in the process of completing this transaction.

[1] AS Department of Local Government, Industry Regulation and Safety (LGIRS) –Newcrest Mining Ltd Reports: Newcrest Mining Limited Report Numbers: 68218, 69889, 70039, 72044, 77170, 79774, 102251, 103202, 104552, 112319, a43919 7 and a70039X

- [2] ASX:RCR Two Additional Gold Copper Targets on Telfer South Project – 14th April 2026

For personal use only

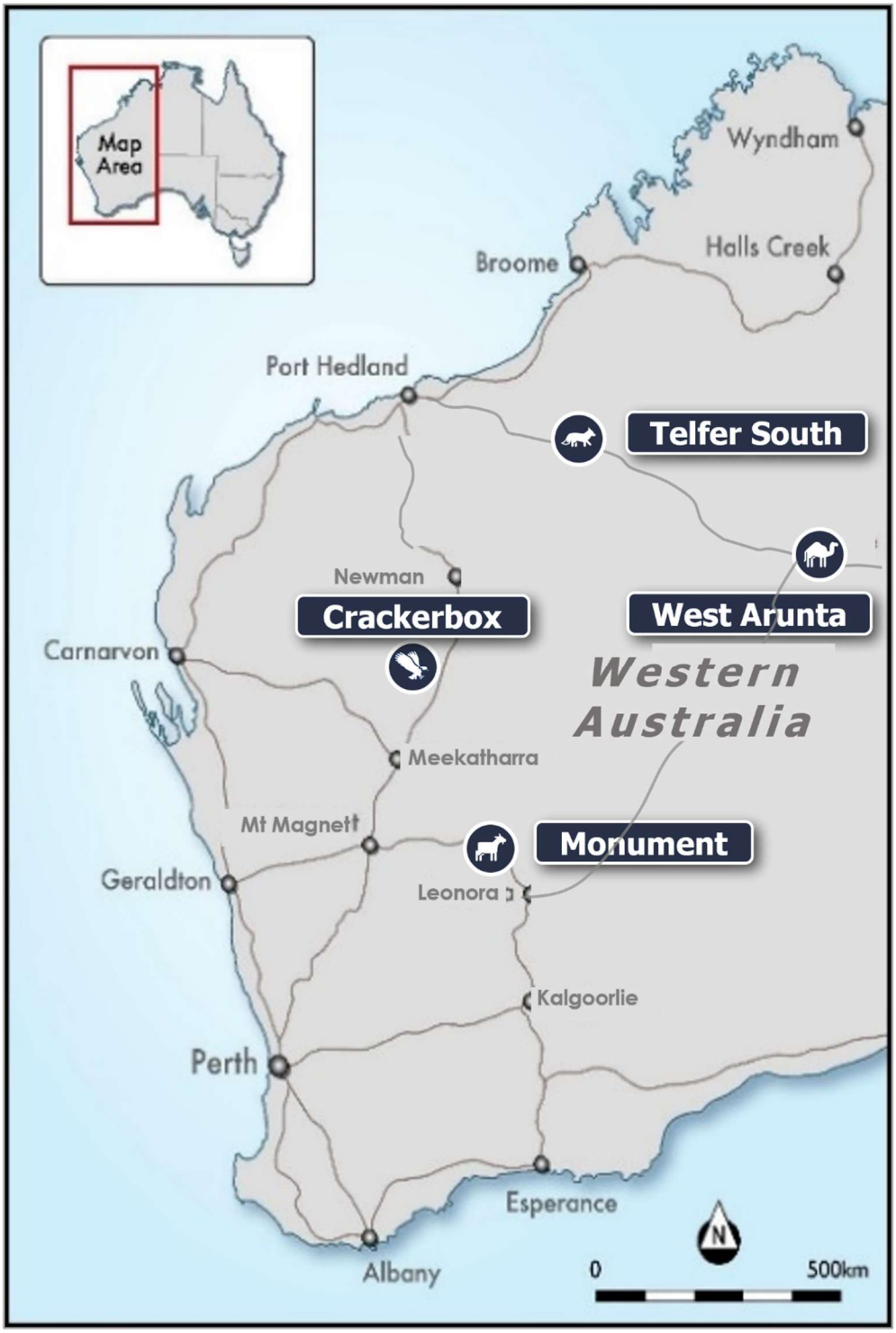

Figure 1 –Project Locations

Rincon Resources Limited (ASX: RCR) (**"Rincon"** or **"Company"**) is pleased to provide a report on its activities for the quarter ended 30 June 2026. Following completion of the Laverton tenement divestment and the proposed disposal of the West Arunta project, the Company's current exploration focus comprises two tenement packages: the Telfer South Project - Hasties Gold-Copper Project in the Paterson Province, and the Crackerbox Gold Project in the Murchison Goldfield (Figure 1). Historical exploration work on both properties has identified mineral systems that demonstrate potential warranting further evaluation.

The Company's primary objective is to enhance shareholder value through the delivery of structured, staged exploration programs intended to verify geological targets, explore for

additional mineralisation, and establish mineral resources that may be considered economically extractable.

TELFER SOUTH PROJECT - 100% Rincon

Exploration Activity

Historic Rock Chip Compilation

The Company completed the compilation and release of 478 historic rock chip samples collected by Newcrest Mining Limited[3] during the 1990s, all of which fall within the Telfer South Project tenement package (Figure 2). This represents the second and final batch of historic Newcrest rock chip samples, and the dataset is now fully integrated into the Company's geological interpretation.

Key outcomes from the historic data review include:

- North-west extension of the Hasties Zone: Historic assays of up to 10.5 g/t Au and 0.13% Cu define a ~100 m north-westerly surface extension of the Hasties Main deposit. This extends the known Hasties Zone to a strike length exceeding 1.1 km, with the zone remaining open along strike in both directions (Figure 3).

- Padion gold-copper target: Located approximately 4 km north-west of the Hasties Zone, the Padion target is defined by historic rock-chip results grading up to 10.9 g/t Au and 1.5% Cu across a 450 m strike. These results are spatially coincident with newly identified surface geochemistry, enhancing the target's prospectivity (Figure 3).

Additional historic samples of note were identified at the following prospects:

- Kirilli Hill Prospect: Gold grades up to 7.9 g/t Au.
- Frenchman's Prospect: Copper values peaking at 36.30% Cu.
- Kirilli Hill SE: A low-grade gold target extending over 120 m of strike.

The Company notes that historic rock chip samples are selective in nature and are not necessarily representative of the overall mineralisation at each prospect. They are reported here as indicators of exploration potential.

Current Rock Chip Sampling Programme

To supplement the historic dataset and provide an orientation baseline for results interpretation, Rincon initiated a rock chip sampling programme during the quarter targeting infill areas within the Hasties Zone. A total of 103 rock chip samples were collected during the quarter. Assay results are pending, and sample collection is ongoing.

[3] Department of Local Government, Industry Regulation and Safety (LGIRS) –Newcrest Mining Ltd Reports: Newcrest Mining Limited Report Numbers: 68218, 69889, 70039, 72044, 77170, 79774, 102251, 103202, 104552, 112319, a43919 7 and a70039X

For personal use only

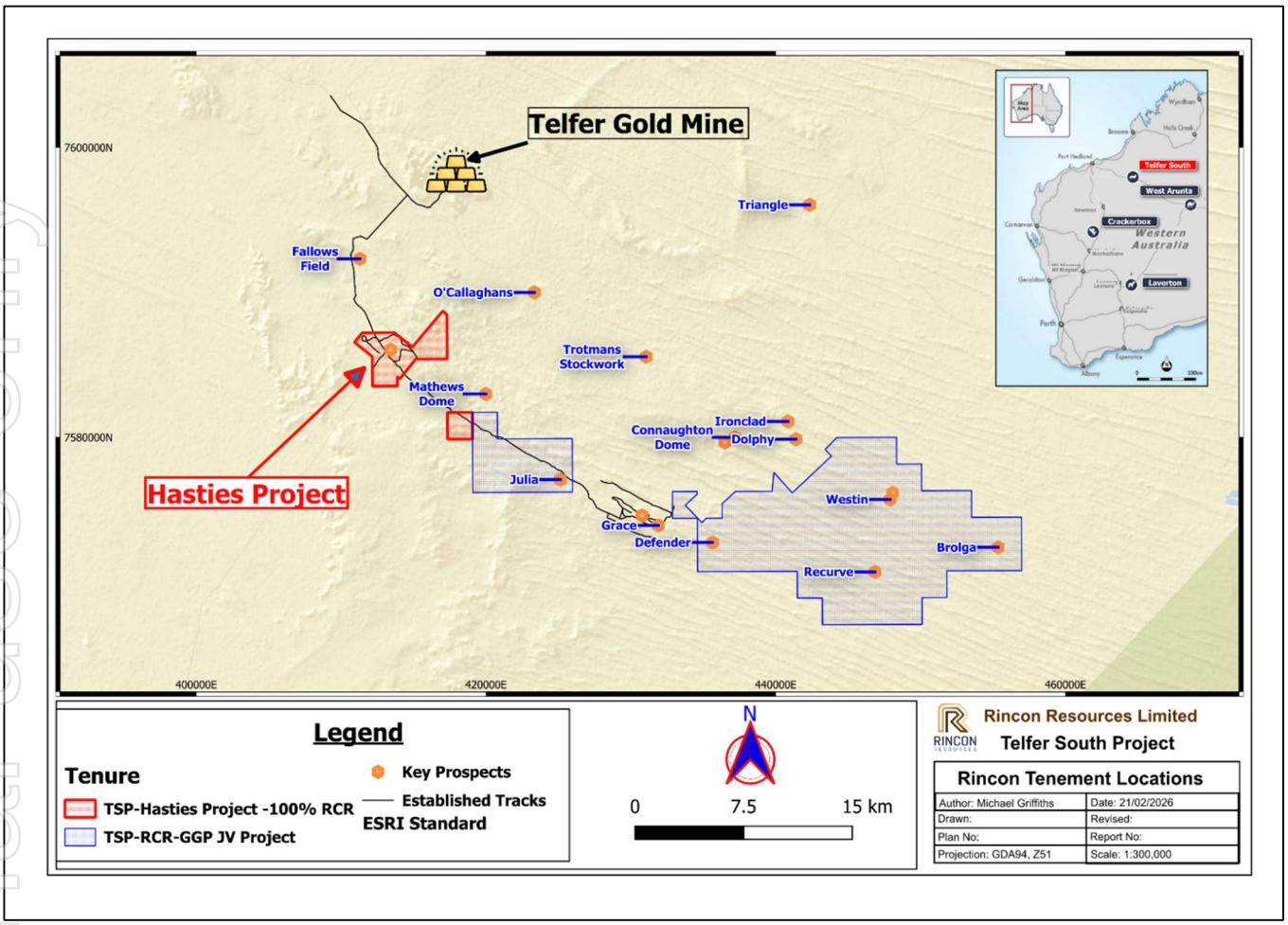

Figure 2 – South Telfer Project Location

MobileMT Airborne Geophysical Survey

Rincon completed a MobileMT (mobile magnetotelluric) airborne geophysical survey covering approximately 89 line-kilometres across the entirety of the Telfer South Project[4]. The survey was flown by Expert Geophysics Surveys Inc. and was designed to:

- Detect conductive and resistive features associated with alteration and mineralisation;
- Map structural and lithological controls across the Hasties Zone; and
- Refine drill targeting ahead of the planned reverse circulation (RC) drilling programme.

Key geophysical targets identified include:

1. Major deep resistive target:
    - A resistive body (interpreted resistivity of approximately 1,200–7,500 ohm·m) situated more than 200 m below surface, trending along the same strike as the existing Hasties Zone. This target has not been previously drill-tested.
2. Near-surface resistive unit at Hasties Central: Interpreted to coincide with the high-grade historic rock-chip samples (up to 37 g/t Au and 21% Cu) announced to the ASX on 26 February 2026, supporting a possible link between the surface geochemical anomaly and a deeper mineralised body.
3. Resistive zone at the Padion prospect:

[4] Refer Rincon Resources Limited's, Hasties Mobile MT Survey 4th May 2026

For personal use only

- A discrete resistive anomaly consistent with the surface geochemistry at Padion, along with two smaller resistive anomalies identified for ground-based follow-up.

Drilling Programme

All preparations for an RC drilling programme of up to 2,500 m have been completed. The programme is designed to test extensions to the Hasties mineralisation within the 1.1 km mineralised corridor.

Drilling activities targeted through to the end of calendar year 2026.

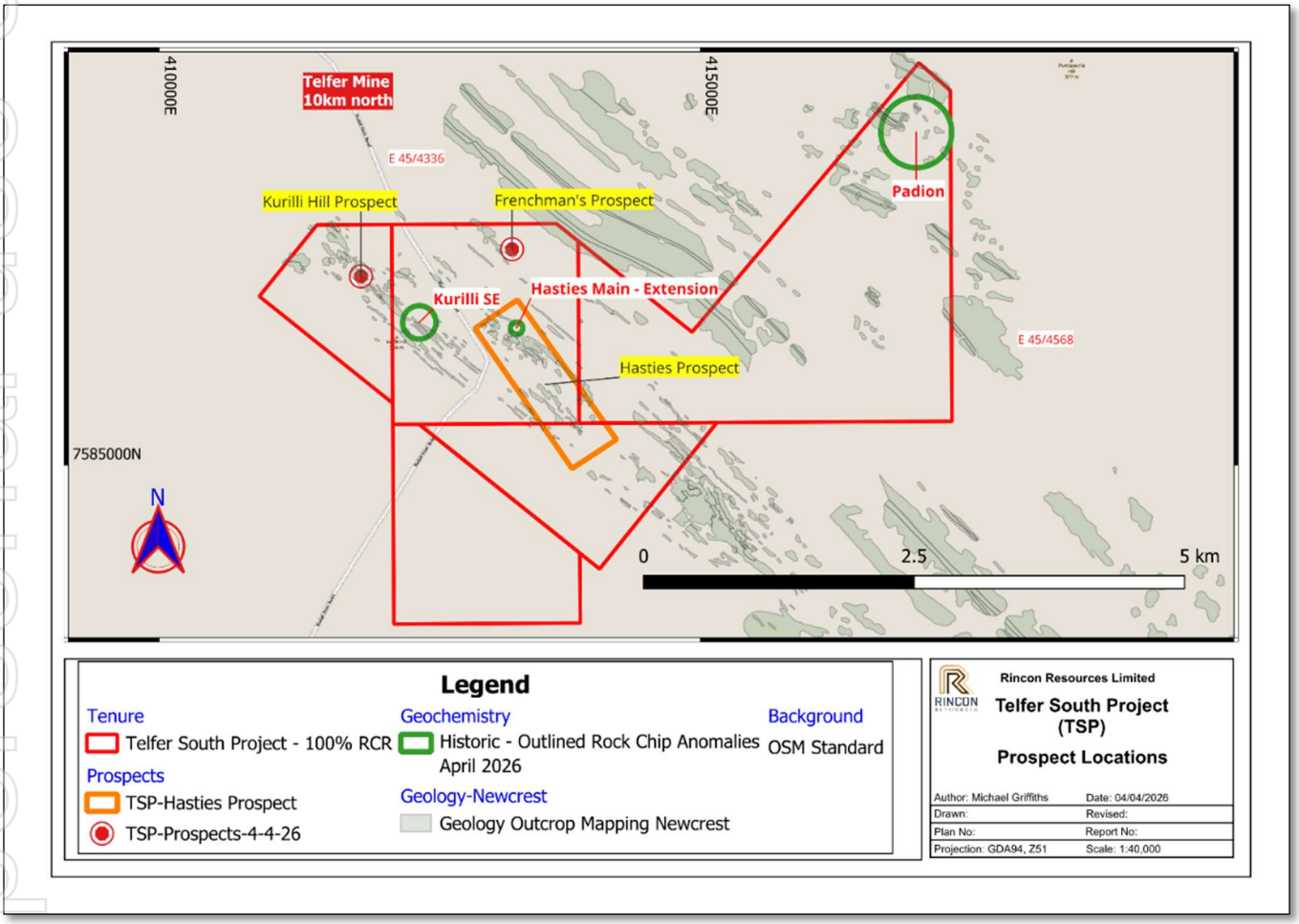

Figure 3 – Telfer South Project - Prospect Locations

Farm-in / JV with Greatland Resources[5]

Exploration at Hasties is a strategic priority for Rincon, driven by our multi-stage Farm-In and Joint Venture with Greatland Resources (ASX:GGP, AIM:GGP). This agreement, announced on 18 December 2025, grants access to 200.8 km² of Rincon-owned tenements (Figure 2).
Work during the quarter focussed on land access.

[5] Refer to Rincon Resources Limited's. Farm-In & Joint Venture with Greatland Resources on Telfer South Tenements dated 18th December 2025

For personal use only

CRACKERBOX GOLD PROJECT – 100% Rincon

Having completed the transfer of all title during the March quarter, work during the quarter focussed on preparing for drilling of the two main targets generated by previous explorers. This asset is located approximately 90 km north of Meekatharra within the Murchison Gold Field of Western Australia (Figure 4).

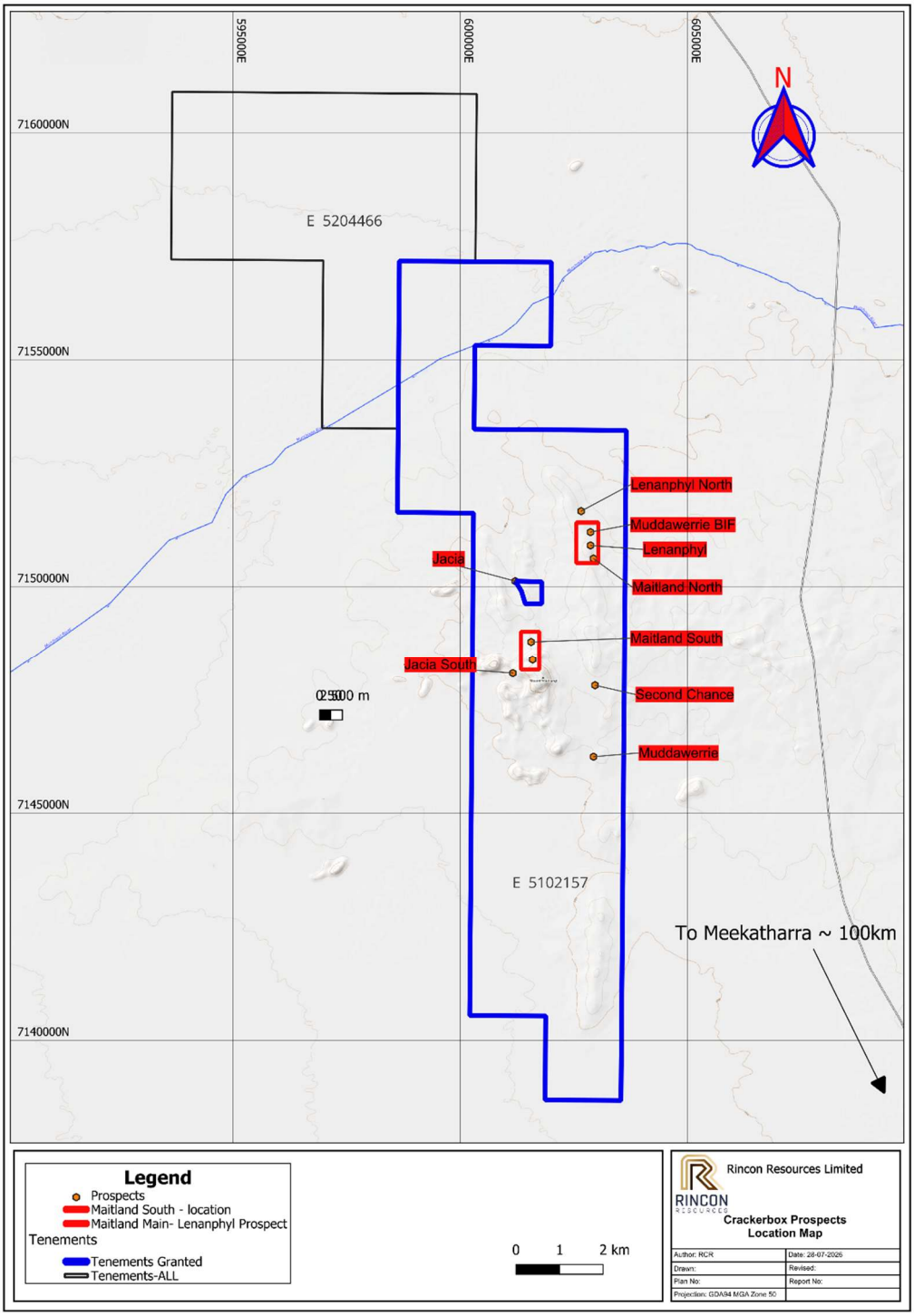

Figure 4 –Crackerbox – Project Location

No field operations were undertaken during the quarter, pending access agreements. However, internal data interpretation and strategic planning were finalised to prepare for upcoming field activities, including drilling, once all necessary statutory approvals are secured.

For personal use only

For personal use only

Two areas have been identified for the first pass drilling.

- Maitland South shear zone (Figure 5) has been drilled by previous explorers[6] that intersected a ~14m wide zone of alteration with veining and sulphide associated with gold mineralisation. This zone extends for >400 m and is currently open along strike and current drilling is wide spaced.
- Maitland Main target (Lenanphyl) is an intercalated pyrite bearing Banded Iron Formation, hosting several sets of historic workings. This area has had limited modern drilling and extends for >300m.

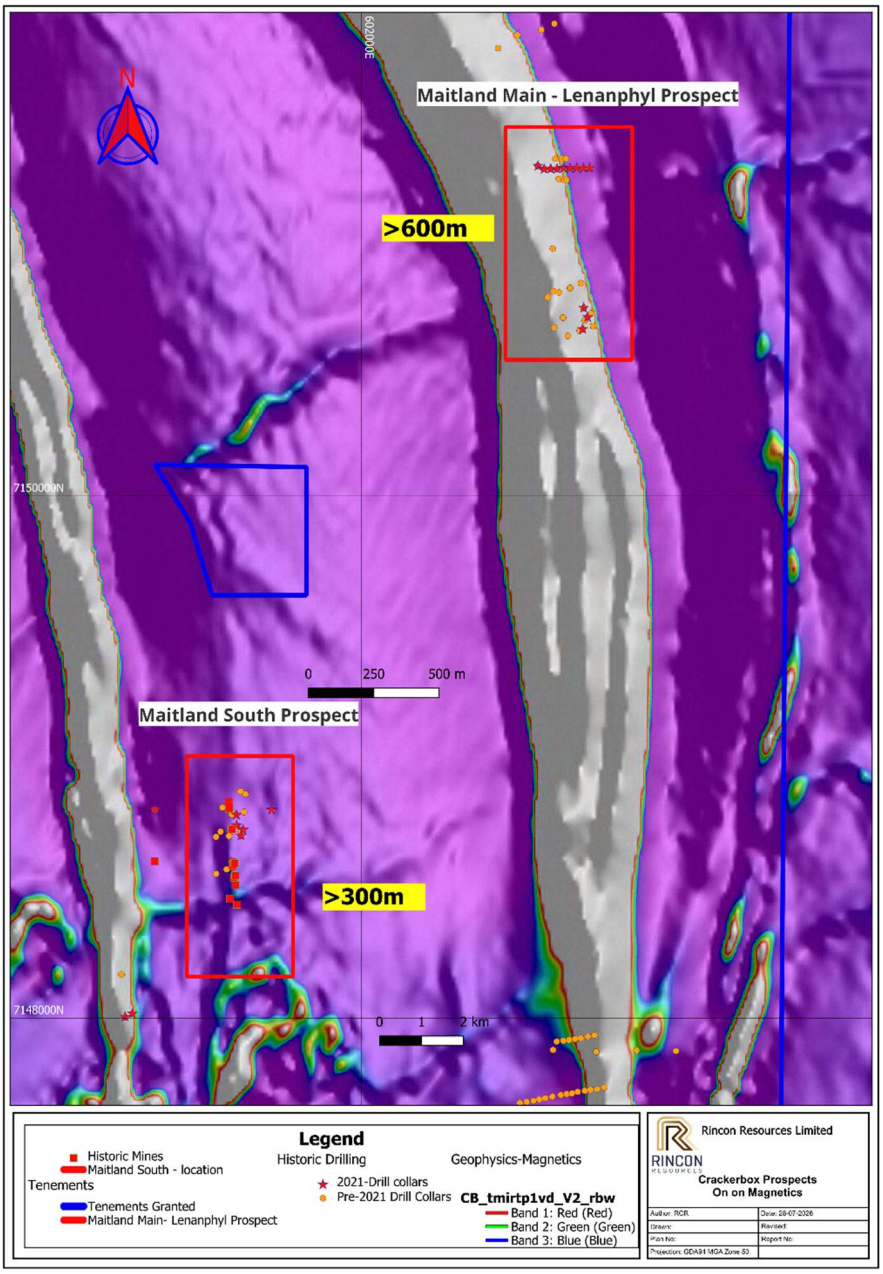

Figure 5– Crackerbox – Planned Drill Targets

[6] ASX-RMX – Maitland South Diamond Drilling Completed -13th July 2021

For personal use only

MONUMENT PROJECT

The Monument project, a standalone gold prospect covering 57.2 km², is situated 55 km west of Laverton within the Eastern Gold Fields. Until recently, it formed part of the Laverton Project prior to its sale.

No field work was conducted during this quarter.

WEST ARUNTA PROJECT

No exploration activity for the quarter. Rincon advised that a binding Heads of Agreement to divest the West Arunta project to Maverick Minerals Australia was executed and the company is in the process of data handover[7].

CORPORATE

Cash Balance and Related party Transactions

During the quarter, the Company made payments of approximately $105,000 to related parties relating to existing director remuneration arrangements.

Expenditure

Exploration expenditure during the quarter was approximately $332,000, which primarily related to the Company's South Telfer Project and Crackerbox Gold Project.

Asset sale

Company entered into a binding heads of agreement with Maverick Minerals Australia Limited to form a joint venture on its West Arunta Project.

Key terms of the agreement are as follows:

- Initial consideration totalling $600,000, comprising:
  - $100,000 cash; and
  - $500,000 payable by the issue of fully paid ordinary shares in Maverick (subject to 6 month escrow)
- Deferred consideration totalling $500,000, payable in fully paid ordinary shares in Maverick in two stages:
  - $250,000 upon completion by Maverick of an initial drilling program at the West Arunta Project; and
  - $250,000 upon completion by Maverick of a secondary drilling program at the West Arunta Project.
- Upon completion of the acquisition of 90% of the Lyza Mining Pty Ltd shares by Maverick, a Joint Venture will be formed between Maverick and Rincon, of which Rincon will have a 10% participating interest.
  - Rincon will be free carried under the joint venture until a decision to mine is made in respect to the West Arunta Project tenements

[7] Refer to Rincon Resources Limited's. West Arunta Joint Venture, 27th July 2026

- If the Joint Venture does not commence the initial drilling program at the West Arunta Project within 24 months of completion of the Agreement, or complete the secondary drilling program at the West Arunta Project within 36 months of completion of the Agreement, Rincon will have the right to buy back fully paid ordinary shares in the capital of Lyza Mining to reduce Maverick's interest to 25% for $1. Should this occur, the Joint Venture shall continue with Rincon holding 75% and Maverick 25%, with Maverick receiving a free carry interest until a decision to mine is made on the Tenements.

The shares to be issued as part of the Initial Consideration and Deferred Consideration will be subject to Maverick shareholder approval and have a deemed issue price of $0.015 each.

Completion remains subject to customary conditions precedent, with completion expected to occur within two months following satisfaction or waiver of conditions precedent.

TENEMENTS

Project	Tenement	Status	Area (km^2)	Comment	Project	Tenement	Status	Area (km^2)	Comment
Telfer South - RCR - GGP Farm-in/JV	E45/5359	Live	84.3		West Arunta 100%	E80/5241	Live	126.5	
	E45/5363	Live	31.1			E80/5648	Live	9.5	
	E45/5364	Live	24.8			E80/5649	Live	41.1	
	E45/5501	Live	60.3			E80/5650	Live	15.8	
	E45/6697	Live	3.2			E80/5761	Live	6.3	
Sub-Total			**203.7**			E80/5989	Live	*34.7*	
Telfer South - Hasties Project - 100%	E45/4336	Live	3.2			*E80/6013*	*Live*	*28.3*	
	E45/4568	Live	12.1			*E80/6034*	*Live*	*38*	
	P45/2983	Live	1.2		**Sub-Total**			**300.2**	
	P45/2929	Live	1.9		Monument 100%	**E39/2397**	**Live**	**57.2**	
	MLA45/1319	*Application*	*n/a*	*s49 Conv. of P45/2930*					
Sub-Total			**18.4**						
Crackerbox 100%	E51/2157	Live	62		**Sub-Total**			**57.2**	
	E52/4558	Application	n/a						
Sub-Total			**62**		**Total Tenure**			**641.5**	

END NOTES

The information contained in this announcement related to the Company's current or past exploration results has been extracted from, or was set out in, the following ASX announcements.

- The announcement released 26-February 2026 – Telfer South Data Reveals Significantly Larger Gold Copper
- The announcement released 4 March 2026 – Sale of Laverton and Proposed Sale of JV at West Arunta
- The announcement released 14 April 2026 – Two Additional Gold Copper Targets on Telfer South Project
- The announcement released 26 August 2026 - Crackerbox Gold Project Option Exercised

----ENDS----

Authorised by the Board of Rincon Resources Limited.

For more information visit www.rinconresources.com.au or contact:

For personal use only

Company:
Office: Tel: +61 (8) 6555 2950

Michael Griffiths - Director
Email: mike.griffiths@rinconresources.com.au

David Lenigas - Chairman
Email: davidlenigas@gmail.com

About Rincon:

Rincon has 100% interest in three exploration assets in Western Australia that are highly prospective for copper and gold. These are the South Telfer Project, Crackerbox Gold Project (Murchison Gold Field) and the West Arunta Project.

Following the farm-in and joint-venture[8] with Greatland Resources (ASX:GGP) in December 2025, Rincon's Telfer South – Hasties Project now consists of two exploration licences and two prospecting licences. Together they cover roughly 15 km² with several parallel structures across geology known to host significant gold and copper mineralisation.

Each asset has previously been subject to historical exploration which has identified prospective mineral systems that warrant further exploration. The Company's aim is to create value for its shareholders by advancing its assets through the application of technically sound, methodical, and systematic exploration programs to test, discover, and delineate economic resources for mining.

Competent Person Statements
Mr Michael Griffiths

The information in this report that relates to Exploration Results is based on information compiled by Mr Michael Griffiths a Competent Person who is a Fellow of the Australasian Institute of Mining and Metallurgy. Mr. Griffiths is a Director of the Company. Mr. Griffiths has sufficient experience that is relevant to the style of mineralisation and type of deposit under consideration and to the activity being undertaken to qualify as a Competent Person as defined in the 2012 Edition of the "Australasian Code for Reporting of Exploration Results, Mineral Resources and Ore Reserves". Mr. Griffiths consents to the inclusion in this report of the matters based on his information in the form and context in which it appears.

The Company confirms that it is not aware of any new information or data that materially affects the information included in the original market announcements in relation to the Exploration Results. The Company confirms that the form and context in which the competent persons findings are presented have not been materially modified from the original announcements.

With respect to estimates of Mineral Resources, announced on 25 February 2025 (MRE Announcement), the Company confirms that it is not aware of any new information or data that materially effects the information in the MRE Announcement and that all material assumptions and technical parameters underpinning the estimates continue to apply and have not materially changed.

Forward-Looking Statements

This announcement may contain certain forward-looking statements and opinions. Forward-looking statements, including projections, forecasts and estimates, are provided as a general guide only and should not be relied on as an indication or guarantee of future performance and involve known and unknown risks, uncertainties, assumptions, contingencies and other important factors, many of which are

[8] Refer to Rincon Resources Limited's - Farm-In & Joint Venture with Greatland Resources on Telfer South Tenements dated 18th December 2025

For personal use only

outside the control of the Company and which are subject to change without notice and could cause the actual results, performance or achievements of the Company to be materially different from the future results, performance or achievements expressed or implied by such statements. Past performance is not necessarily a guide to future performance and no representation or warranty is made as to the likelihood of achievement or reasonableness of any forward-looking statements or other forecast. Nothing contained in this announcement, nor any information made available to you is, or and shall be relied upon as, a promise, representation, warranty or guarantee as to the past, present or the future performance of Rincon.

For personal use only

Annexure A – Mineral Resource Estimate

Table 1: Hasties Gold-Copper Mineral Resource 0.3 g/t Au Cutoff

Hasties Main Zone and Hasties Southeast					
AuCut >=0.3					
Class	Tonnes	Au (g/t)	Cu (%)	Au (oz)	Cu (t)
Indicated	633,000	1.03	0.28	21,100	1,733
Inferred	237,000	0.75	0.23	5,700	553
Total	**870,000**	**0.96**	**0.26**	**26,800**	**2,286**

Table 2 Hasties Gold-Copper Resource 0.5 g/t Au Cutoff

Hasties Main Zone and Hasties Southeast					
AuCut >=0.5					
Class	Tonnes	Au (g/t)	Cu (%)	Au (oz)	Cu (t)
Indicated	567,000	1.11	0.28	20,100	1,557
Inferred	187,000	0.84	0.24	5,000	459
Total	**754,000**	**1.04**	**0.27**	**25,200**	**2,016**

Table 3 Hasties Gold-Copper Resource 1.0 g/t Au Cutoff

Hasties Main Zone and Hasties Southeast					
AuCut >=1.0					
Class	Tonnes	Au (g/t)	Cu (%)	Au (oz)	Cu (t)
Indicated	195,000	1.92	0.27	12,000	515
Inferred	40,000	1.59	0.35	2,000	139
Total	**235,000**	**1.86**	**0.28**	**14,100**	**654**

For personal use only

Appendix 5B

Mining exploration entity or oil and gas exploration entity quarterly cash flow report

For personal use only

Name of entity

RINCON RESOURCES LIMITED

ABN	Quarter ended ("current quarter")
54 628 003 538	30 June 2026

Consolidated statement of cash flows		Current quarter $A'000	Year to date (12 months) $A'000
1.	**Cash flows from operating activities**		
1.1	Receipts from customers	-	-
1.2	Payments for		
	(a) exploration & evaluation	-	-
	(b) development	-	-
	(c) production	-	-
	(d) staff costs	(78)	(1,261)
	(e) administration and corporate costs	(131)	(440)
1.3	Dividends received (see note 3)	-	-
1.4	Interest received	8	16
1.5	Interest and other costs of finance paid	-	-
1.6	Income taxes paid	-	-
1.7	Government grants and tax incentives	-	-
1.8	Other (provide details if material)	-	-
1.9	**Net cash from / (used in) operating activities**	**(201)**	**(685)**

2.	**Cash flows from investing activities**		
2.1	Payments to acquire:		
	(a) entities	-	-
	(b) tenements	-	-
	(c) property, plant and equipment	-	-
	(d) exploration & evaluation	(332)	(1,920)
	(e) investments	-	-
	(f) other non-current assets	-	(7)

For personal use only

Consolidated statement of cash flows		Current quarter $A'000	Year to date (12 months) $A'000
2.2	Proceeds from the disposal of:		
	(a) entities	-	-
	(b) tenements	-	165
	(c) property, plant and equipment	-	-
	(d) investments	-	-
	(e) other non-current assets	-	-
2.3	Cash flows from loans to other entities	-	-
2.4	Dividends received (see note 3)	-	-
2.5	Other (provide details if material)	-	-
2.6	**Net cash from / (used in) investing activities**	**(332)**	**(1,762)**

3.	**Cash flows from financing activities**		
3.1	Proceeds from issues of equity securities (excluding convertible debt securities)	1,691	2,790
3.2	Proceeds from issue of convertible debt securities	-	-
3.3	Proceeds from exercise of options	-	-
3.4	Transaction costs related to issues of equity securities or convertible debt securities	(68)	(74)
3.5	Proceeds from borrowings	-	-
3.6	Repayment of borrowings	-	-
3.7	Transaction costs related to loans and borrowings	-	-
3.8	Dividends paid	-	-
3.9	Other (provide details if material)	-	86
3.10	**Net cash from / (used in) financing activities**	**1,623**	**2,982**

4.	**Net increase / (decrease) in cash and cash equivalents for the period**		
4.1	Cash and cash equivalents at beginning of period	2,216	2,771
4.2	Net cash from / (used in) operating activities (item 1.9 above)	(201)	(685)
4.3	Net cash from / (used in) investing activities (item 2.6 above)	(332)	(1,762)
4.4	Net cash from / (used in) financing activities (item 3.10 above)	1,623	2,982

For personal use only

Consolidated statement of cash flows		Current quarter $A'000	Year to date (12 months) $A'000
4.5	Effect of movement in exchange rates on cash held	-	-
4.6	**Cash and cash equivalents at end of period**	**3,306**	**3,306**

5.	**Reconciliation of cash and cash equivalents** at the end of the quarter (as shown in the consolidated statement of cash flows) to the related items in the accounts	**Current quarter $A'000**	**Previous quarter $A'000**
5.1	Bank balances	3,306	2,216
5.2	Call deposits	-	-
5.3	Bank overdrafts	-	-
5.4	Other (provide details)	-	-
5.5	**Cash and cash equivalents at end of quarter (should equal item 4.6 above)**	**3,306**	**2,216**

6.	**Payments to related parties of the entity and their associates**	**Current quarter $A'000**
6.1	Aggregate amount of payments to related parties and their associates included in item 1	66
6.2	Aggregate amount of payments to related parties and their associates included in item 2	39

Note: if any amounts are shown in items 6.1 or 6.2, your quarterly activity report must include a description of, and an explanation for, such payments

For personal use only

7.	**Financing facilities** *Note: the term "facility' includes all forms of financing arrangements available to the entity.* *Add notes as necessary for an understanding of the sources of finance available to the entity.*	**Total facility amount at quarter end $A'000**	**Amount drawn at quarter end $A'000**
7.1	Loan facilities	-	-
7.2	Credit standby arrangements	-	-
7.3	Other (please specify)	-	-
7.4	**Total financing facilities**	-	-

7.5	**Unused financing facilities available at quarter end**	-
7.6	Include in the box below a description of each facility above, including the lender, interest rate, maturity date and whether it is secured or unsecured. If any additional financing facilities have been entered into or are proposed to be entered into after quarter end, include a note providing details of those facilities as well.	

8.	**Estimated cash available for future operating activities**	**$A'000**
8.1	Net cash from / (used in) operating activities (Item 1.9)	(201)
8.2	(Payments for exploration & evaluation classified as investing activities) (item 2.1(d))	(332)
8.3	Total relevant outgoings (Item 8.1 + Item 8.2)	(533)
8.4	Cash and cash equivalents at quarter end (Item 4.6)	3,306
8.5	Unused finance facilities available at quarter end (Item 7.5)	-
8.6	Total available funding (Item 8.4 + Item 8.5)	3,306
8.7	**Estimated quarters of funding available (Item 8.6 divided by Item 8.3)**	**6.20**

8.8 If Item 8.7 is less than 2 quarters, please provide answers to the following questions:

1. Does the entity expect that it will continue to have the current level of net operating cash flows for the time being and, if not, why not?

Answer: N/A

2. Has the entity taken any steps, or does it propose to take any steps, to raise further cash to fund its operations and, if so, what are those steps and how likely does it believe that they will be successful?

Answer: N/A

3. Does the entity expect to be able to continue its operations and to meet its business objectives and, if so, on what basis?

Answer: N/A

For personal use only

Compliance statement

1 This statement has been prepared in accordance with accounting standards and policies which comply with Listing Rule 19.11A.

2 This statement gives a true and fair view of the matters disclosed.

Date: ..... 31 July 2026.....

Authorised by: .....By the Board of the Company.....
(Name of body or officer authorising release – see note 4)

Notes

1. This quarterly cash flow report and the accompanying activity report provide a basis for informing the market about the entity's activities for the past quarter, how they have been financed and the effect this has had on its cash position. An entity that wishes to disclose additional information over and above the minimum required under the Listing Rules is encouraged to do so.

2. If this quarterly cash flow report has been prepared in accordance with Australian Accounting Standards, the definitions in, and provisions of, *AASB 6: Exploration for and Evaluation of Mineral Resources* and *AASB 107: Statement of Cash Flows* apply to this report. If this quarterly cash flow report has been prepared in accordance with other accounting standards agreed by ASX pursuant to Listing Rule 19.11A, the corresponding equivalent standards apply to this report.

3. Dividends received may be classified either as cash flows from operating activities or cash flows from investing activities, depending on the accounting policy of the entity.

4. If this report has been authorised for release to the market by your board of directors, you can insert here: "By the board". If it has been authorised for release to the market by a committee of your board of directors, you can insert here: "By the [*name of board committee – eg Audit and Risk Committee*]". If it has been authorised for release to the market by a disclosure committee, you can insert here: "By the Disclosure Committee".

5. If this report has been authorised for release to the market by your board of directors and you wish to hold yourself out as complying with recommendation 4.2 of the ASX Corporate Governance Council's *Corporate Governance Principles and Recommendations*, the board should have received a declaration from its CEO and CFO that, in their opinion, the financial records of the entity have been properly maintained, that this report complies with the appropriate accounting standards and gives a true and fair view of the cash flows of the entity, and that their opinion has been formed on the basis of a sound system of risk management and internal control which is operating effectively.