2026 ANNUAL REPORT

Year Ended 30 June 2026

MOUNT HOPE MINING

ASX:MHM

For personal use only

CORPORATE DIRECTORY

For personal use only

DIRECTORS

Ben Phillips
Non-Executive Chairman

Fergus Kiley
Managing Director & Chief Executive Officer

Todd Williams
Non-Executive Director

COMPANY SECRETARY & CHIEF FINANCIAL OFFICER

Paul Kiley
Company Secretary & Chief Financial Officer

REGISTERED OFFICE

Ground Floor, 136 Stirling Hwy
Nedlands WA 6009

Telephone: +61 491 848 247
Email: info@mounthopemining.com.au

WEBSITE

www.mounthopemining.com.au

ASX CODE

MHM

SHARE REGISTRY

Automic Pty Ltd
Level 5, 191 St Georges Terrace
Perth WA 6000

AUTOMIC GROUP

AUDITOR

Hall Chadwick WA Audit Pty Ltd
283 Rokeby Road,
Subiaco WA 6008

HALL CHADWICK

CONTENTS

Corporate Overview

Corporate Directory ..... IFC

Managing Director's Letter 2

Directors' Report

Directors' Report 5

Review of Operations 8

Remuneration Report (Audited) 21

Auditor's Independence Declaration 28

Financial Statements

Consolidated Statement of Profit or Loss and Other Comprehensive Income 31

Consolidated Statement of Financial Position 32

Consolidated Statement of Cash Flows 33

Consolidated Statement of Changes in Equity 34

Notes to the Consolidated Financial Statements 35

Declarations & Audit

Directors' Declaration 53

Independent Auditor's Report 54

Additional Information

Schedule of Interests in Exploration Tenements 61

ASX Additional Information 61

For personal use only

MANAGING DIRECTOR'S LETTER

For personal use only

Dear Shareholders,

I am pleased to present Mount Hope Mining's second Annual Report, for the year ended 30 June 2026, a year in which the Company moved decisively from early-stage exploration towards actively defining a maiden Mineral Resource Estimate at our flagship Mt Solitary gold prospect in the southern Cobar Basin, New South Wales.

Twelve months ago we were preparing to turn the first metre of our maiden drill program. Since then, with the two phases of reverse circulation drilling completed, and a third phase planned for later in 2026, and the expanding metallurgical testwork program, we have transformed Mt Solitary from a conceptual target into a project with a clearly defined pathway to a maiden JORC Mineral Resource Estimate, targeted by the end of calendar 2026.

Drilling Delivers

Our maiden drill program, completed in October 2025, confirmed high-grade mineralisation at Mt Solitary, headlined by 19m at 4.5g/t gold from 39m, including 8m at 9.5g/t from 49m and a standout 1m at 50g/t from 51m. Phase 2 drilling, comprising 14 holes for 2,161m extended this mineralisation both along strike and down-plunge, returning intercepts including 6m at 17.9g/t gold from 55m and 15m at 3.9g/t from 102m. High-grade rock chip sampling in January 2026 returned assays up to 52.5g/t gold, pointing to a broader mineralised system beyond the current drill envelope.

Building on this momentum, in July 2026 we awarded a drilling contract for a Phase 3 program of up to 3,000m, commencing mid-August 2026, designed specifically to close out the data required for our maiden Mineral Resource Estimate.

De-Risking the Path to Development

Alongside drilling, we commissioned metallurgical testwork with ALS Metallurgy. Cyanide leach testwork returned strong 88% gold solubility in May 2026, and Phase 1 metallurgical testwork completed in July 2026 achieved +98% combined gold recovery through a conventional gravity and cyanide leach circuit. These results are an important early indication that Mt Solitary gold mineralisation is amenable to conventional, low-technical-risk processing routes, made all the more compelling by the project's proximity to three operating processing plants within 200km, and each with excess capacity.

For personal use only

Growing Our Footprint

We also grew our exploration position in the Cobar Basin during the year, with the grant of EL9874, EL9875 & EL9906 taking the Company's total tenure to 626km².

In June 2026, we engaged R.W. Corkery & Co to begin environmental impact statement readiness work, an early but important step in positioning the Company for a smooth pathway through future development approvals as Mt Solitary advances.

Funding the Program

We funded the year's activities through a $1.23 million placement completed in November 2025. The Company held cash of $2.8 million at 30 June 2026, providing a solid platform to fund the Phase 3 program and the push towards a maiden Mineral Resource Estimate.

Looking Ahead

With Phase 3 drilling underway and a maiden Mineral Resource Estimate targeted to follow shortly after, Mount Hope Mining is entering the most consequential period in its short history. On behalf of the Board, thank you for your continued support as we work to convert Mt Solitary's technical promise into demonstrated value for shareholders.

Kind regards,

Fergus Kiley
Managing Director & CEO
Dated this 2nd day of September 2026

DIRECTORS' REPORT

Directors' Report 5
Review of Operations 8
Remuneration Report (Audited) 21
Auditor's Independence Declaration 28

For personal use only

For personal use only

Directors' Report

The Directors present their report together with the financial statements of Mount Hope Mining Limited (referred to hereafter as 'the Company' or 'Mt Hope') and its wholly owned subsidiaries (together referred to hereafter as 'the Group') for the financial year ended 30 June 2026.

Directors

The names and details of the Company's Directors in office during the financial year and until the date of this report are as follows. Directors were in office for the entire period unless stated otherwise.

Mr Ben Phillips – Non-Executive Chairman

Mr Phillips has over 15 years' experience in commercial negotiations with a broad range of industries including Oil and Gas, Resources, Medical technology, SaaS and Defence.

His position as a Corporate Executive at Ironside Capital is focused on sourcing, structuring, funding and management requirements for small-cap companies both private and public.

Appointment date	5 July 2024
Directorships of other ASX listed companies in the last 3 years	Executive Chairman Norfolk Metals Limited (ASX:NFL) Non-Executive Director Many Peaks Minerals Ltd (ASX: MPK).
Interest in securities	500,000 Ordinary Fully Paid Shares 650,000 Unlisted Options exercisable at $0.30 on or before 18 December 2027 452,084 Listed Options (ASX:MHMO) exercisable at $0.25 on or before 30 June 2028 500,000 Unlisted Performance Rights expiring 27 November 2028

Mr Fergus Kiley – Managing Director

Mr Fergus Kiley is a cross-disciplinary capital markets and resources professional, bringing more than 15 years of experience across all asset lifecycle stages. With a foundation grounded in geosciences, Mr Kiley has extensive knowledge of business development, project finance, geological and technical project evaluation.

Mr Kiley also has strong multi-commodity exposure in operational and commercial roles across multiple international jurisdictions, such as Australia, Europe and North America. Commencing his career as a geologist with major miner Newmont, Mr Kiley has since worked with various small and mid-tier exploration and production companies, including mining private equity group Wyloo.

For personal use only

Appointment date	3 July 2024
Directorships of other ASX listed companies in the last 3 years	Non-executive director Grand Gulf Energy
Interest in securities	1,530,303 Ordinary Fully Paid Shares 1,950,000 Unlisted Options exercisable at $0.30 on or before 18 December 2027 708,333 Listed Options (ASX:MHMO) exercisable at $0.25 on or before 30 June 2028 500,000 unquoted options expiring at various prices ex various dates. 1,200,000 Unlisted Performance Rights expiring 27 November 2028

Mr Todd Williams – Non-Executive Director

Todd Williams is an experienced exploration geologist with a Bachelor of Science (Honours) from the University of Adelaide. Over the past decade, he has specialised in the acquisition, exploration, and development of silver, gold, and copper projects across South America.

Since 2018, Todd has served as Managing Director of Unico Silver (formerly E2 Metals), leading the company's transformation from a pure explorer to an emerging silver producer.

Appointment date	22 August 2024
Directorships of other ASX listed companies in the last 3 years	Non-executive director Orpheus Uranium (ASX:ORP) Managing Director Unico Silver Limited (ASX:USL)
Interest in securities	400,000 Unlisted Options exercisable at $0.30 on or before 18 December 2027 333,333 Listed Options (ASX:MHMO) exercisable at $0.25 on or before 30 June 2028 300,000 Unlisted Performance Rights expiring 27 November 2028

Company Secretary

Mr Paul Kiley was appointed Company Secretary on 3 July 2024. Mr Kiley has a Bachelor of Economics from Adelaide University and is a Certified Practising Accountant with over 35 years' experience having spent most of his career providing accounting, commercial and advisory services to resource and Oil & Gas companies.

Principal Activity

The principal activity of the Company during the financial year was the exploration and evaluation of resource projects.

For personal use only

Operating Results

The operating result of the Company for the financial year was a loss of $2,298,347 (2025: loss of $1,272,832).

Significant Changes in State of Affairs

Other than those disclosed in this annual report, no significant changes in the state of affairs of the Company occurred during the financial year.

Risk Management

The Board of Directors review the key risks associated with conducting exploration and evaluation activities and steps to manage those risks. The key material risks faced by the Group include:

Exploration and development

The future value of the Group will depend on its ability to find and develop resources that are economically recoverable. Mineral exploration and development is a speculative undertaking that may be impeded by circumstances and factors beyond the control of the Group. Success in this process involves, among other things; discovery and proving-up an economically recoverable resource or reserve, access to adequate capital throughout the project development phases, securing and maintaining title to mineral exploration projects, obtaining required development consents and approvals and accessing the necessary experienced operational staff, the financial management, skilled contractors, consultants and employees.

The Group is entirely dependent upon its projects, which are the sole potential source of future revenue, and any adverse development affecting these projects would have a material adverse effect on the Group, its business, prospects, results of operations and financial condition.

Economic Conditions

Factors such as (but not limited to) political movements, stock market fluctuations, interest rates, inflation levels, commodity prices, foreign exchange rates, industrial disruption, taxation changes and legislative or regulatory changes, may all have an adverse impact on operating costs, the value of the Group's projects, the profit margins from any potential development and the Company's share price.

Reliance on key personnel

The Group's success is to a large extent dependent upon the retention of key personnel and the competencies of its directors, senior management, and contracted staff. The loss of one or more of the directors or senior management could have an adverse effect on the Group. There is no assurance that engagement contracts for members of the senior management team personnel will not be terminated or will be renewed on their expiry. If such contracts were terminated, or if members of the senior management team were otherwise no longer able to continue in their role, the Group would need to replace them which may not be possible if suitable candidates are not available.

For personal use only

Future funding risk

Continued exploration and evaluation is dependent on the Company being able to secure future funding from equity markets. The successful development of a mining project will depend on the capacity to raise funds from equity and debt markets. The Company will need to undertake equity/debt raisings for continued exploration and evaluation. There can be no assurance that such funding will be available on satisfactory terms or at all at the relevant time. Any inability to obtain sufficient financing for the Group's activities and future projects may result in the delay or cancellation of certain activities or projects, which would likely adversely affect the potential growth of the Group.

Unforeseen expenditure risk

Exploration and evaluation expenditures and development expenditures may increase significantly above existing projected costs. Although the Group is not currently aware of any such additional expenditure requirements, if such expenditure is subsequently incurred, this may adversely affect the expenditure proposals of the Group and its proposed business plans.

Environmental, weather & climate change

The highest priority climate related risks include reduced water availability, extreme weather events, changes to legislation and regulation, reputational risk, and technological and market changes. Mining and exploration activities have inherent risks and liabilities associated with safety and damage to the environment, including the disposal of waste products occurring as a result of mineral exploration and production, giving rise to potentially substantial costs for environmental rehabilitation, damage control and losses. Delays in obtaining approvals of additional remediation costs could affect profitable development of resources.

Cyber Security and IT

The Group relies on IT infrastructure and systems and the efficient and uninterrupted operation of core technologies. Systems and operations could be exposed to damage or interruption from system failures, computer viruses, cyber-attacks, power or telecommunication provider's failure or human error.

Review of Operations

Mount Hope Mining holds a commanding exploration position in the highly prospective southern Cobar Basin (Figure 1), New South Wales, a tier-one Australian mining jurisdiction renowned for its high-grade, long-life polymetallic and gold deposits.

The year ended 30 June 2026 was defined by the Company's transition from a single-phase drill program to a systematic, multi-phase campaign at the Mt Solitary gold prospect, supported by an expanding metallurgical and environmental work stream. The Company enters FY2027 targeting a maiden JORC Mineral Resource Estimate by the end of calendar 2026, on the back of three completed or contracted phases of drilling, positive metallurgical testwork, and an expanded 626km² tenement position.

For personal use only

Mt Solitary Gold Prospect

Mt Solitary is located 3km east of the town of Mount Hope on EL 6837, adjacent to the sealed Kidman Way. The prospect hosts an Exploration Target of 1.32Mt to 1.87Mt at 1.0g/t to 1.35g/t gold for 42,500oz to 81,400oz contained gold (see ASX announcement 10 June 2025), which the Company reaffirmed and provided further disclosure on in March 2026 (see ASX announcements 20 and 25 March 2026).

Table 1: Mt Solitary Exploration Target

Exploration Target	Tonnage (Mt) Range	Au (g/t)	Au (kOz)
Total	1.32 - 1.87	1.0 – 1.35	42.5 – 81.4

The Exploration Target set out above was first reported in the Company's ASX announcement dated 10 June 2025, and reaffirmed with further disclosure in the Company's ASX announcements dated 20 and 25 March 2026, in each case based on information compiled by Mr Todd Williams, a Competent Person and Member of the Australian Institute of Geoscientists. The Company confirms it is not aware of any new information or data that materially affects the information in those announcements, that all material assumptions and technical parameters underpinning the Exploration Target continue to apply and have not materially changed, and that the form and context in which Mr Williams' findings are presented have not been materially modified from the original announcements.

For personal use only

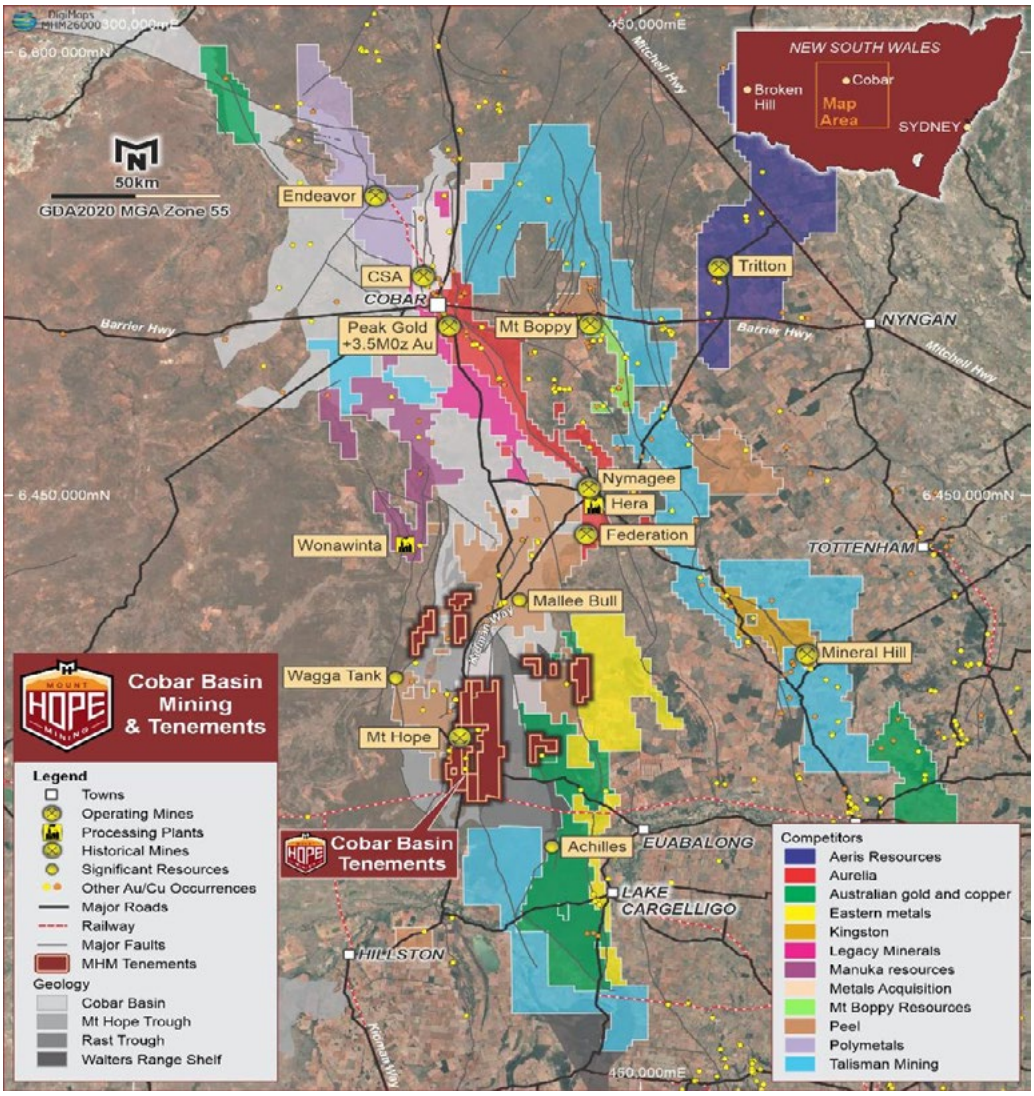

Figure 1: Mount Hope Project location within the southern Cobar Basin, NSW

Phase 1 — Maiden Drilling

Following receipt of drill permits in July 2025 and the award of a drilling contract, the Company commenced its maiden drill program at Mt Hope on 25 August 2025 (Figure 2), testing the Mt Solitary, Black Hill and Mt Hope East targets (see ASX announcements 18 July, 29 July and 25 August 2025). Positive results were also returned from the Blue Heeler target (see ASX announcement 22 August 2025), and new drill targets were further defined on 6 October 2025 (see ASX announcement 6 October 2025).

For personal use only

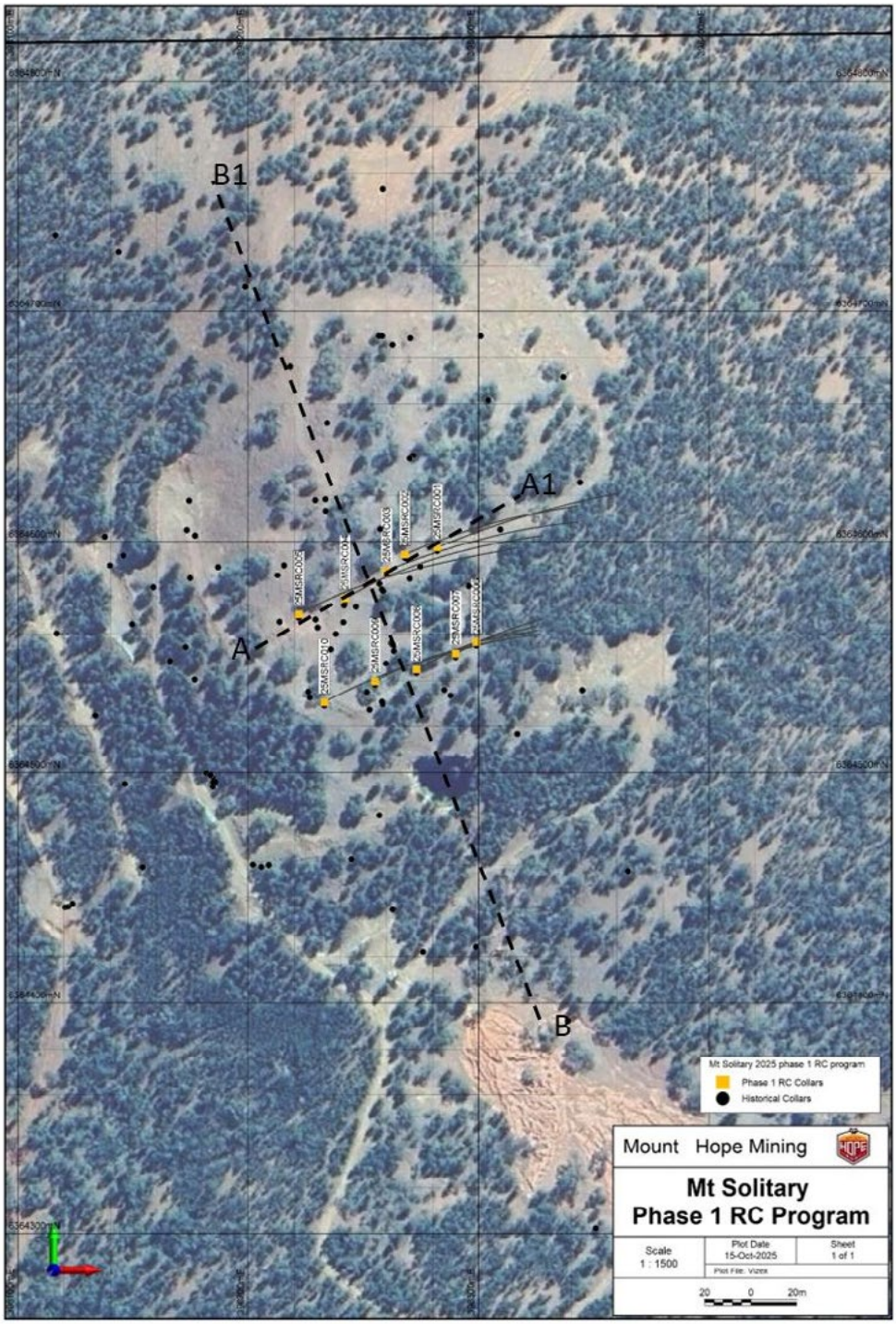

Figure 2: Mt Solitary 2025 Phase 1 RC program — 10 holes for 1,236m drilled on two parallel fences (A–A1 and B–B1)

Maiden assay results, released 21 October 2025, confirmed high-grade gold mineralisation at Mt Solitary from 10 holes for 1,236m, with hole 25MSRC004 returning 19m at 4.5 g/t Au from 39m, including 8m at 9.5 g/t Au from 49m, 3m at 23 g/t Au from 50m and 1m at 50 g/t Au from 51m (Figure 3), along with 5m at 4.3g/t Au from 13m (including 1m at 16g/t from 15m) in hole 25MSRC002, and 4m at 4.7g/t Au from 32m (including 1m at 13 g/t Au from 33m) in hole 25MSRC009 (see ASX announcement 21 October 2025).

For personal use only

This drilling also identified a previously unrecognised structural trend linking historic high-grade intercepts down-plunge, including 66m at 2.4 g/t Au from 24m in hole MS23, 10m at 12.1 g/t Au from surface in hole MS49, 21m at 4.7 g/t Au from 63m in hole MS56, and 8m at 9.0 g/t Au from 145m in hole MS35.

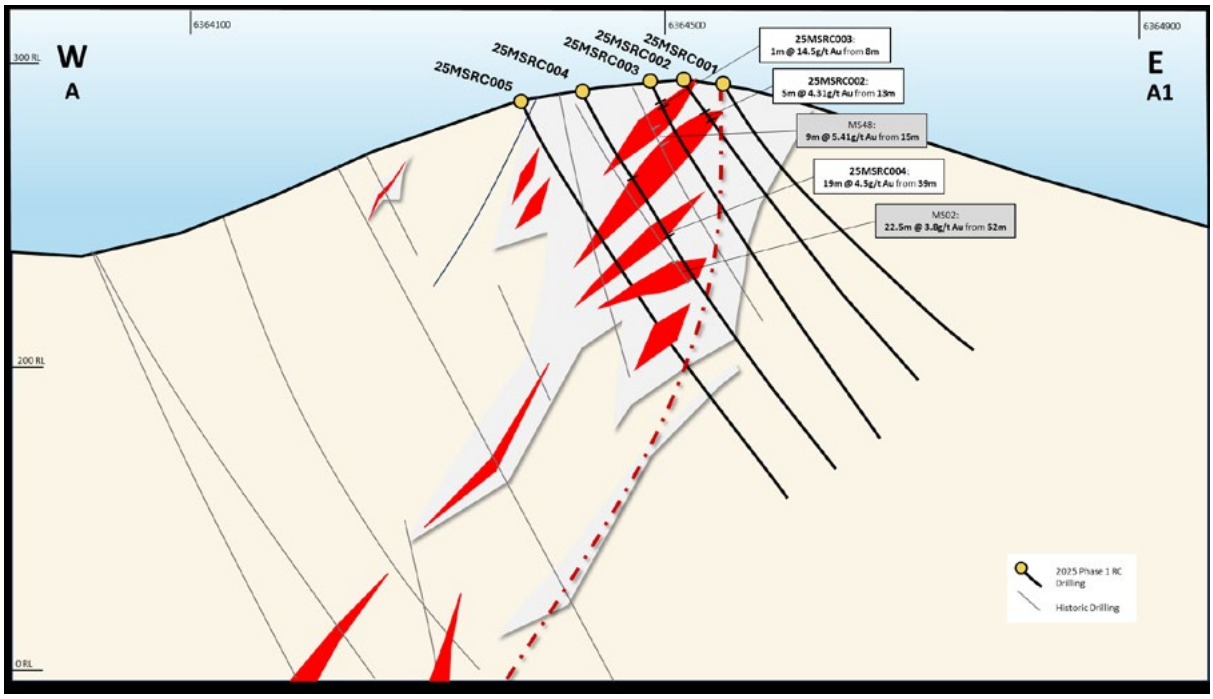

Figure 3: Cross-section (fence A–A1) through holes 25MSRC001–25MSRC005, showing the 19m at 4.5 g/t Au intercept in 25MSRC004 against historical holes MS48 and MS02

Phase 2 — Extensional Drilling

Phase 2 drilling commenced at Mt Solitary on 10 December 2025, comprising approximately 2,650m of RC drilling designed to test down-plunge and along-strike extensions of the mineralised system and to advance the Company toward its first JORC Mineral Resource Estimate (Figure 4) (see ASX announcement 10 December 2025).

Results from the completed 14-hole, 2,161m program extended mineralisation both along strike and down-plunge of the Phase 1 drilling (Figure 6). Key intercepts included 6m at 17.9 g/t Au from 55m in hole 25MSRC013 (including 2m at 48.1 g/t Au from 55m, with visible gold logged in RC chips (Figure 5), a single 1m sample assayed 46.2 g/t Au from 56–57m), 15m at 3.9 g/t Au from 102m in hole 26MSRC023 (including 3m at 16.8 g/t Au from 109m and 1m at 36.9 g/t Au from 110m), 17m at 3.2 g/t Au from 47m in hole 26MSRC015 (including 5m at 7.0 g/t Au from 51m), 14m at 2.9 g/t Au from 161m in hole 26MSRC022, and 2m at 15.5 g/t Au from 116m in hole 25MSRC012 (see ASX announcement 2 April 2026).

For personal use only

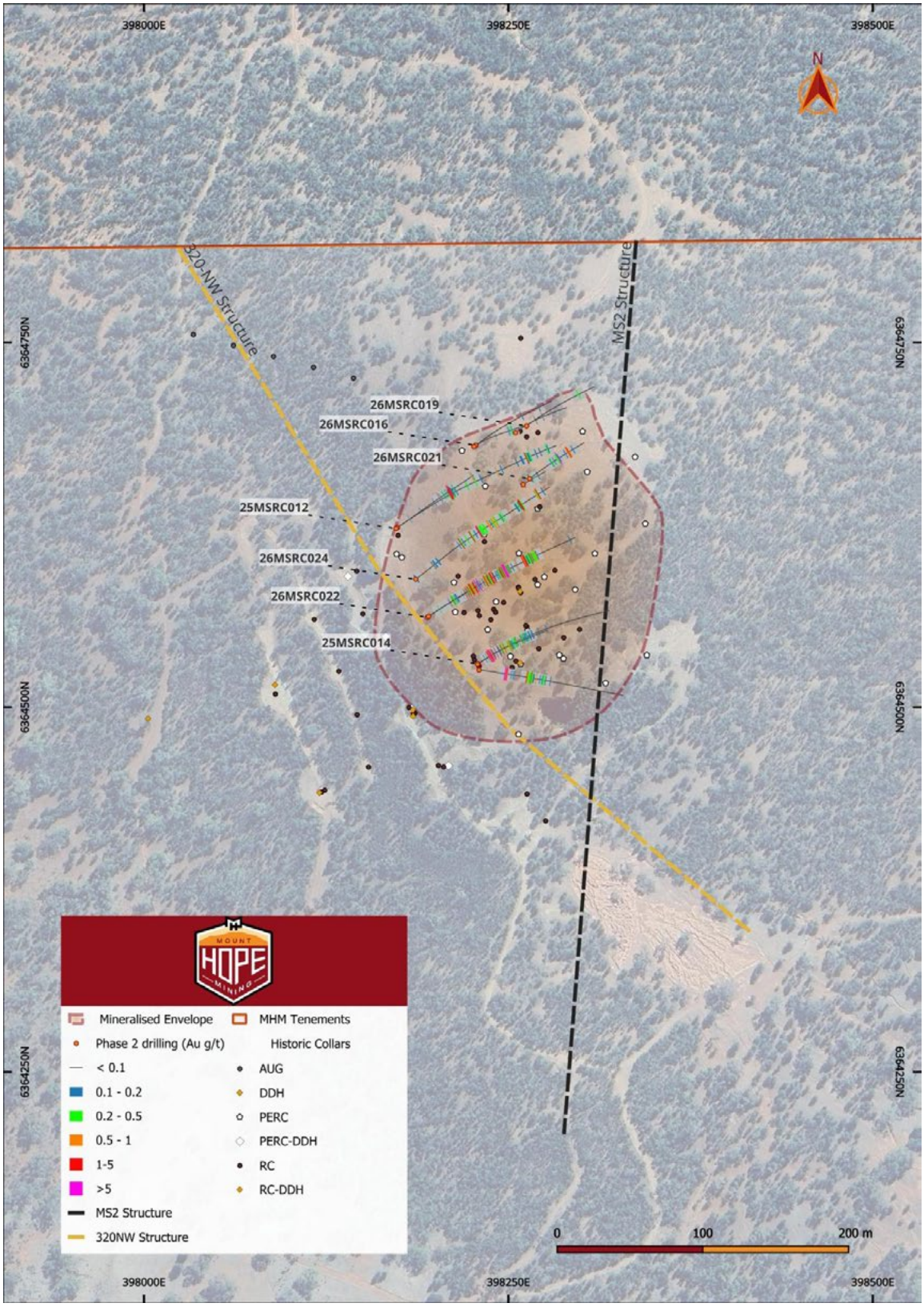

Figure 4: Phase 2 Mt Solitary drilling program

For personal use only



Figure 5: Visible gold with bismite in RC chips from hole 25MSRC013, 46.2g/t Au from 56–57m

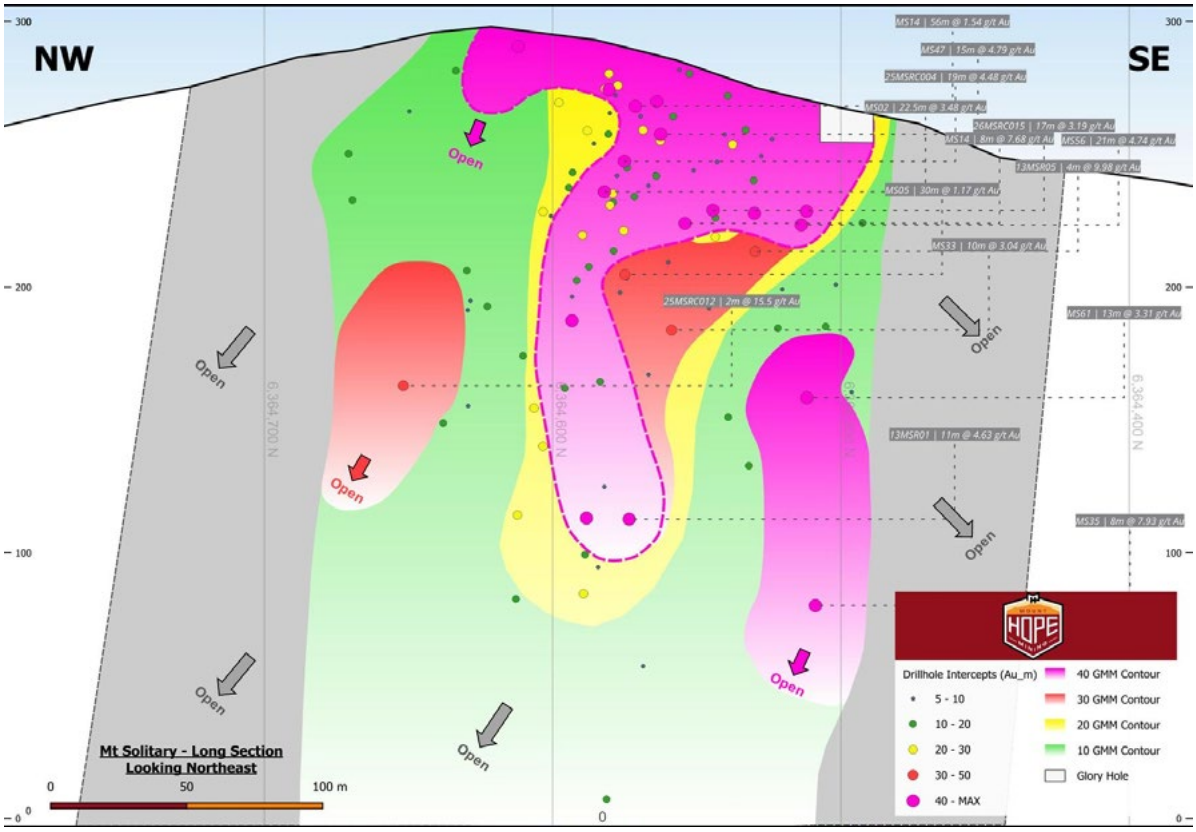

Figure 6: Mt Solitary long section (looking northeast) incorporating both Phase 1 and Phase 2 intercepts and grade-thickness (GMM) contours

For personal use only

Separately, high-grade rock chip sampling from outcrop approximately 110m northwest of historical workings (Figure 7) returned assays of 40.9 g/t Au, 4.5g/t Ag and 10,000 ppm Bi (sample MHRK001) and 52.5 g/t Au, 1.2 g/t Ag and 3,620 ppm Bi (sample MHRK002). The colloform-crustiform vein texture observed has been likened to mineralisation at the New Occidental Deposit at Peak Gold Mines, and an emerging gold-bismuth vector has been identified as a targeting tool (see ASX announcement 20 January 2026).

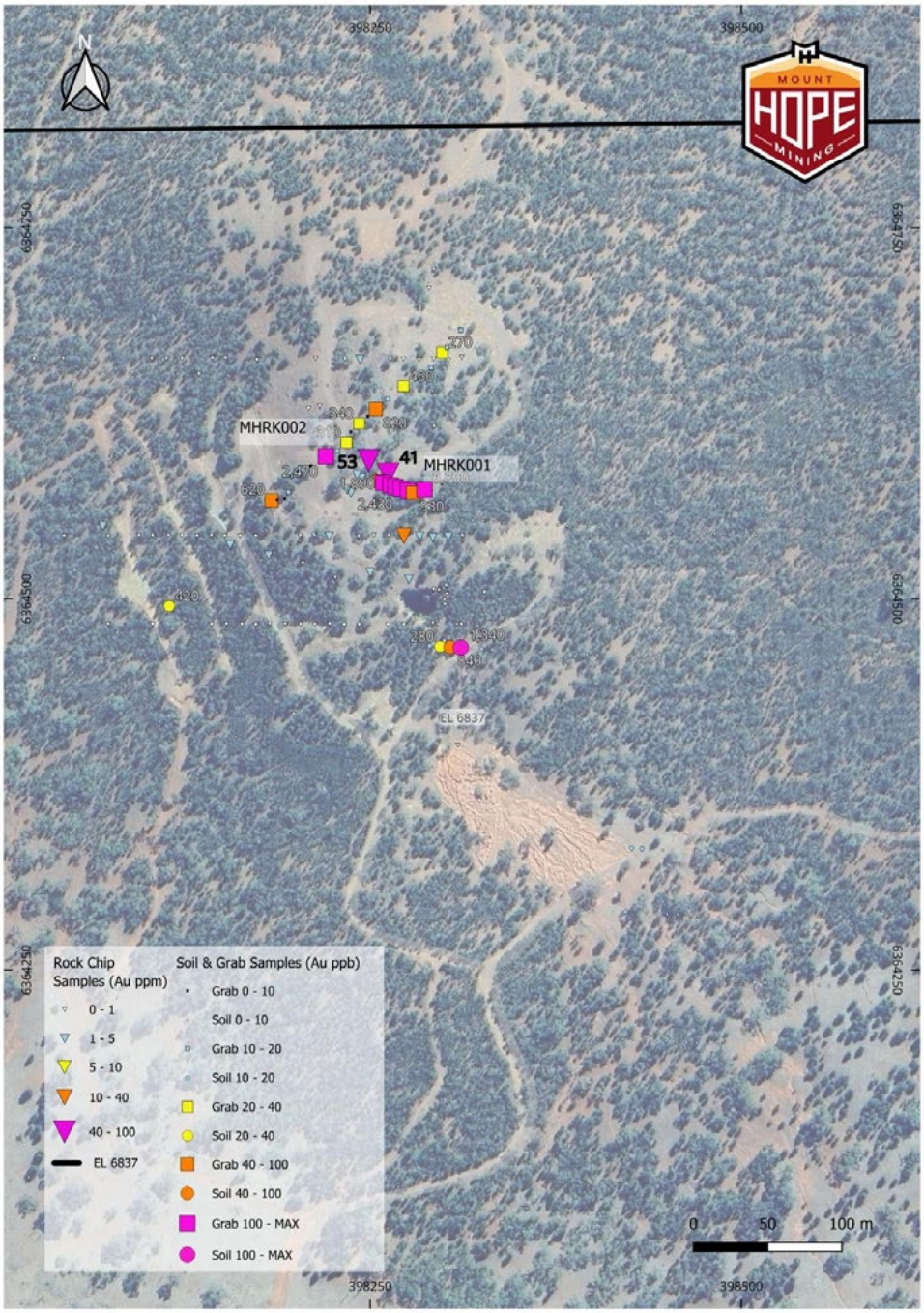

Figure 7: Rock chip sample locations at the Mt Solitary gold prospect, showing MHRK001 and MHRK002 (Au ppm/ppb) relative to historical workings

For personal use only

A CSAMT geophysical survey was completed, comprising four lines at 25m station and 200m line spacing, resolved structural controls to a depth of more than 500m and identified the MS2 structure at its intersection with a 320°-trending NW structure, coincident with known mineralisation (shown together with the Phase 3 drill targeting in Figure 9, below) (see ASX announcement 10 March 2026).

Metallurgical Testwork

The Company commissioned metallurgical testwork on Mt Solitary mineralisation with ALS Metallurgy (Burnie, Tasmania). A study comparing cyanide leach and fire assay results across 234 archived pulp samples from the Phase 1 and Phase 2 RC programs, returned an average cyanide-leach gold solubility of 88% relative to fire assay (mean CL/FA ratio of 0.88, Pearson r = 0.98) (Figures 8a and 8b), with strong and consistent results across all oxidation domains, from oxidised surface material to fresh rock at 140m depth, indicating cyanide amenability is an inherent characteristic of the Mt Solitary system rather than a near-surface weathering effect (see ASX announcement 6 May 2026).

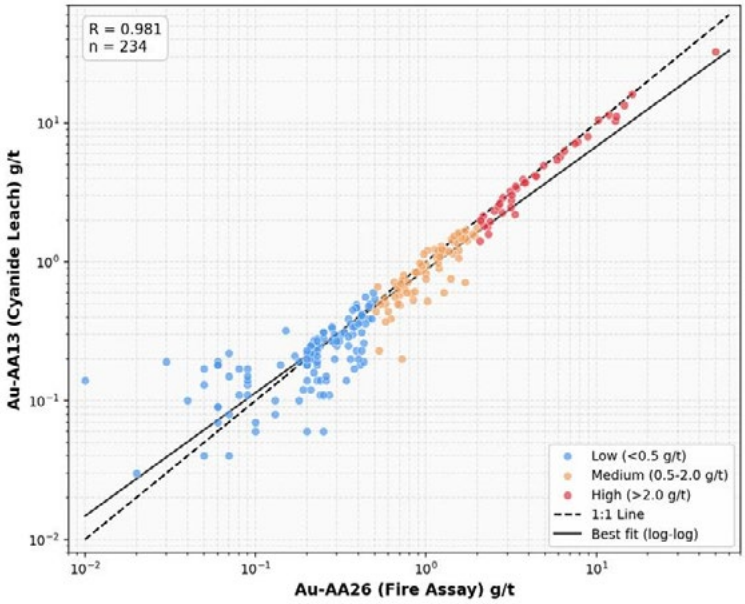

Figure 8a: Fire assay vs cyanide leach gold grade, all 234 sample pairs (log-log scale)

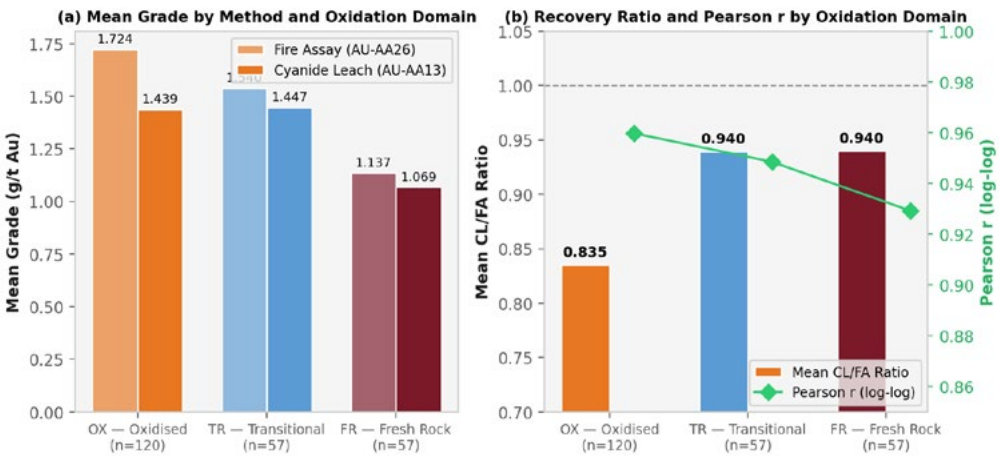

Figure 8b: Cyanide leach vs fire assay recovery by oxidation domain (oxidised / transitional / fresh rock)

For personal use only

Phase 1 metallurgical testwork, achieved +98% combined gold recovery through a conventional gravity and cyanide leach circuit, comprising 70.4% gravity-recoverable gold and 94.6% cyanide solubility of the gravity tailings. The gravity concentrate upgraded to 9,890g/t gold at 94% recovery from the coarse fraction, with visible free gold observed to approximately 600 microns and negligible gold hosted in silicate (0.4%) or sulphide (approximately 5%) minerals. A Bond ball mill work index of 13.1kWh/t indicates medium ore hardness (see ASX announcement 23 July 2026). These results support the amenability of Mt Solitary mineralisation to conventional processing, and are further underpinned by the project's location within 200km of three operating processing plants.

Competent Person's Statement

The Exploration Results in this Review of Operations relating to the Phase 1 drilling (21 October 2025) are based on information compiled by Mr Todd Williams, and those relating to the rock chip sampling (20 January 2026) and Phase 2 drilling (2 April 2026) are based on information compiled by Mr Fergus Kiley, in each case a Competent Person who is a Member of the Australian Institute of Geoscientists and a Director of the Company. The Company confirms it is not aware of any new information or data that materially affects the information contained in those announcements, and that the form and context in which each Competent Person's findings are presented have not been materially modified from the original announcements.

For personal use only

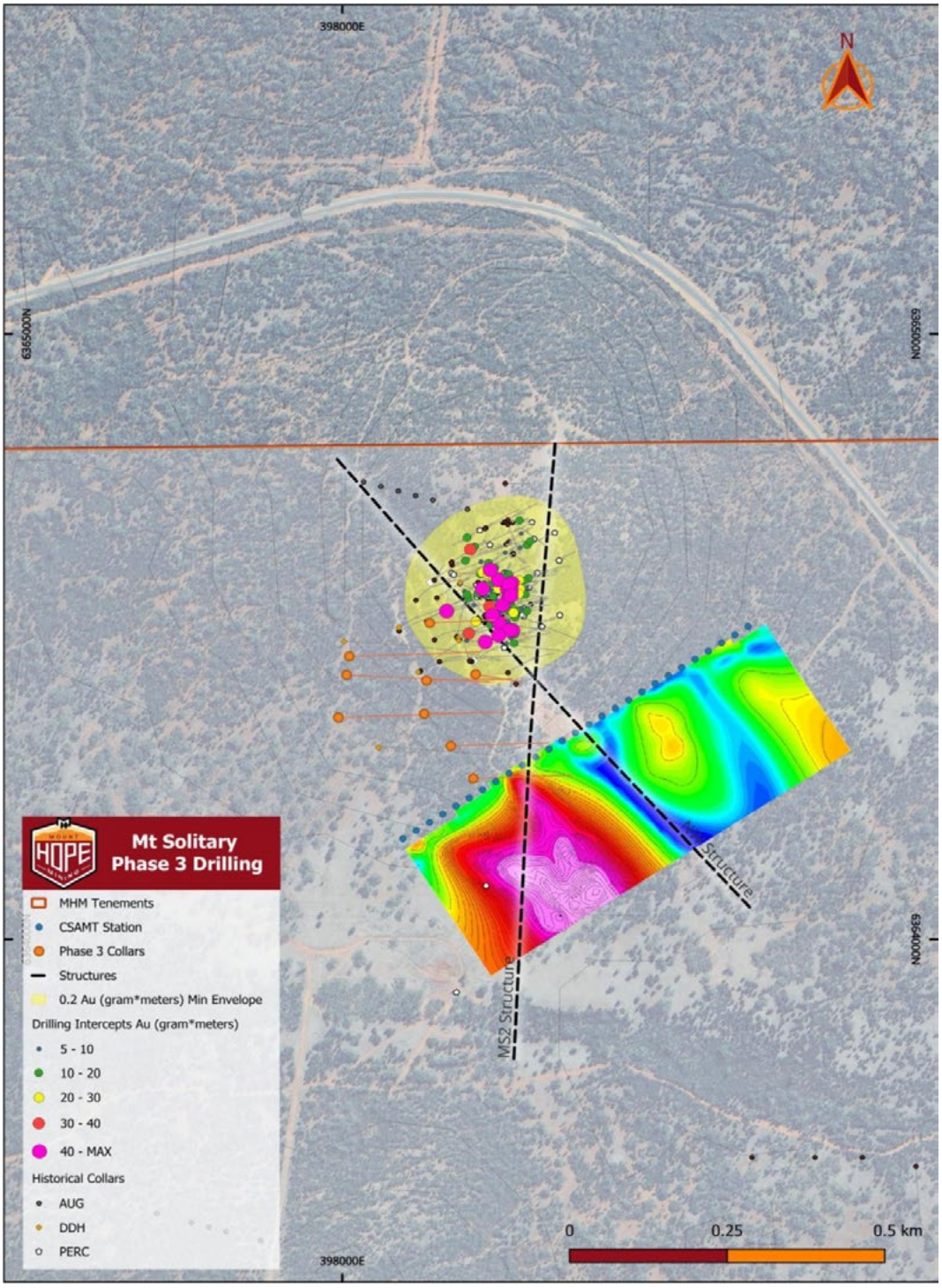

Figure 9: Mt Solitary planned Phase 3 drill program, showing the CSAMT resistivity model along the MS2 corridor

Strategic Landholding Expansion

During the year, the Company was granted EL9874 and EL9875 in March 2026 (see ASX announcement 20 March 2026) and EL9906 (see ASX announcement 30 July 2026) (Figure 10). EL9906 is the Company's first granted tenement in the northern Cobar Basin, along the prospective Rockford trend. Together these grants take total tenure to 626km² across the Cobar Basin.

For personal use only

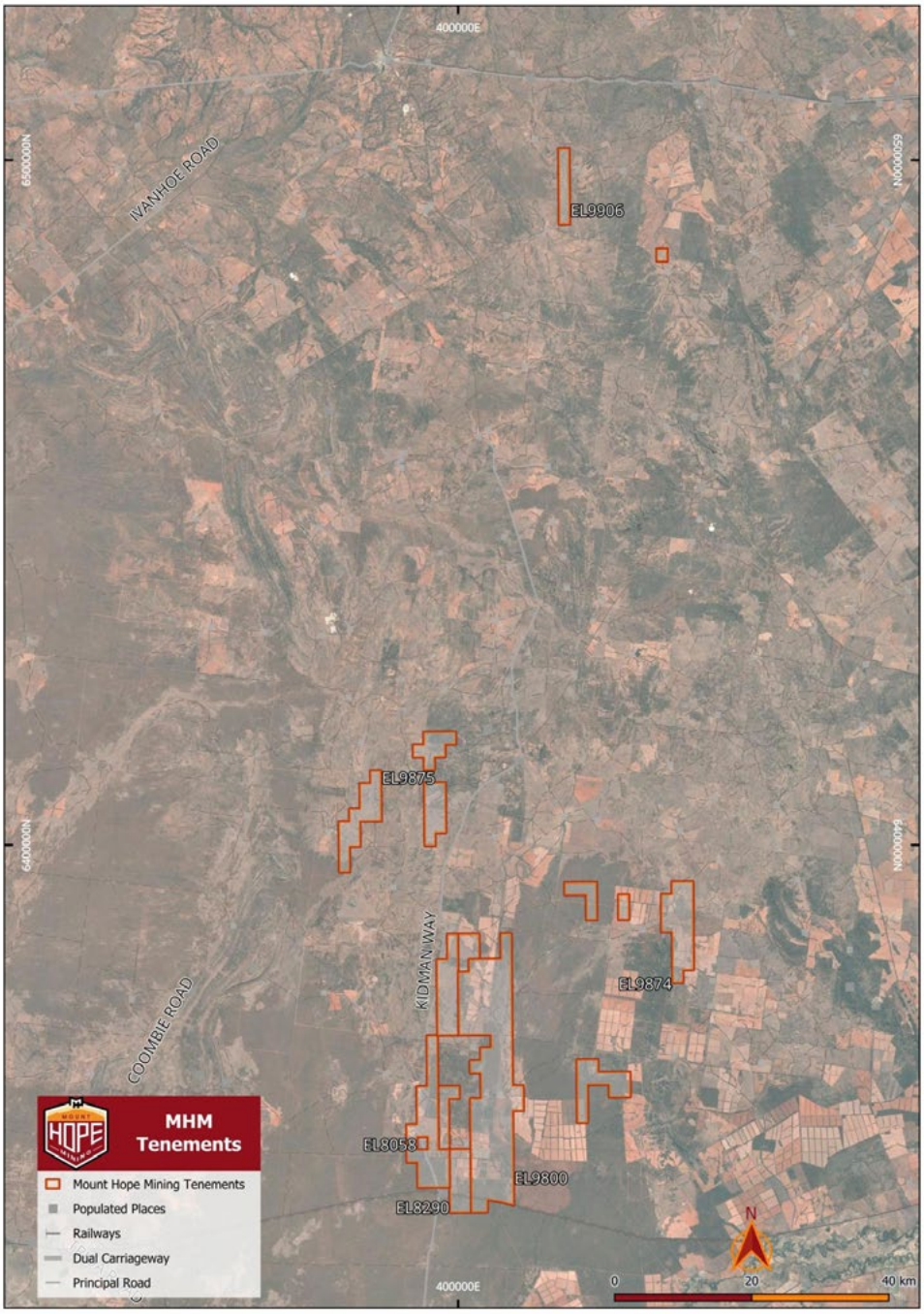

Figure 10: Mount Hope Mining tenement holding, 626km² across the southern and northern Cobar Basin, including EL9906

Environmental & Approvals Readiness

On 29 June 2026, the Company appointed R.W. Corkery & Co Pty Limited as lead environmental approvals consultant for Mt Solitary, marking the commencement of the Company's Environmental Baseline and EIS Readiness Program. R.W. Corkery will lead, manage and coordinate the environmental approvals workstreams required to support future project development, with early workstreams expected to include biodiversity, groundwater, surface water, heritage and meteorological monitoring (see ASX announcement 29 June 2026).

For personal use only

Corporate & Capital Markets

The Company continued to strengthen its capital base during the year, through a $1.23 million placement (6,150,000 shares at $0.20 per share) (see ASX announcement 6 November 2025).

The Company presented at the Blue Ocean Equity Eastern Seaboard Conference (3 February 2026) and the RIU Gold Coast Conference (11 June 2026), continuing to build its institutional and retail investor base.

Forward Work Programs

With Phase 3 drilling underway from mid-August 2026, the Company's near-term focus is the delivery of a maiden JORC Mineral Resource Estimate for Mt Solitary by the end of calendar 2026.

In parallel, the Company will progress metallurgical test work to inform processing route selection, advance environmental impact statement readiness work with R.W. Corkery & Co, and continue to evaluate its broader Cobar Basin tenement package, including EL9874, EL9875 and EL9906, for additional drill targets.

Events after Reporting Date

Phase 3 — Resource Definition Drilling

On 17 August 2026, the Company commenced the Phase 3 drilling program with up to 3,000m of RC drilling. The program is expected to run for approximately six weeks and will test southern and western extensions of the known mineralised envelope (up to 200m south of current drilling) and a CSAMT-defined resistive target along the MS2 corridor (Figure 9), following up on intercepts including 66m at 2.4g/t Au from 24m, 10m at 12.1 g/t Au from surface, 6m at 17.9 g/t Au from 55m, 21m at 4.8 g/t Au from 70m and 22.5m at 4.3 g/t Au from 66m. The program is designed to deliver the data required to support the Company's maiden JORC Mineral Resource Estimate, targeted by the end of calendar 2026.

Private Share Placement

On 18 August 2026 the Company announced it had raised $1.82 million, with no broker fees, through a private placement, with a lead order from Ronin Metals Holdings Pty Ltd ("**Ronin Metals**"), the fund of respected Western Australian gold discovery specialist Simon Lawson and former Spartan executives Craig Jones and David Coyne, becoming a new major shareholder of the Company.

The Company issued 11,850,000 fully paid ordinary shares at $0.145 each, raising $1.72 million, with $1.03 million coming from cornerstone resource investor Ronin Metals and $0.69 million from existing shareholders.

The Board also has committed to subscribe for an aggregate of 689,655 shares ($0.1 million) on the same terms as other participants in the Placement, with the Director Securities subject to shareholder approval at a general meeting expected to be held in October 2026.

No other matters or circumstances have arisen since the end of the financial year which significantly affected or may significantly affect the operations of the Company, the results of those operations, or the state of affairs of the Company in future financial years.

For personal use only

Directors' Meetings

The number of Directors' meetings and the number attended by each of the Directors of the Company for the time the Director held office during the financial year are as follows:

Director	Number Eligible to Attend	Number Attended
Ben Phillips	10	10
Fergus Kiley	10	10
Todd Williams	10	9

Remuneration Report (Audited)

This report outlines the remuneration arrangements in place for the Key Management Personnel ('KMP') of Mount Hope Mining Limited in accordance with the requirements of the Corporations Act 2001 and its Regulations. For this report, the KMP of the Company is defined as those persons having authority and responsibility for planning, directing and controlling the major activities of the Company, directly or indirectly, including any Director (whether executive or otherwise) of the Company.

Details of Key Management Personnel:

- Mr Ben Phillips - Non-Executive Chairman
  - Base contracted fee of $60,480 per annum; and
  - Terms of agreement – no fixed term.
- Mr Fergus Kiley – Managing Director
  - Base contracted fee of $308,000 per annum; and
  - Executive service employment agreement – no fixed term.
- Mr Todd Williams - Non-Executive Director
  - Base contracted fee of $53,760 per annum; and
  - Terms of agreement – no fixed term.
- Mr Paul Kiley – CFO & Company Secretary
  - Base contracted fee of $94,080 per annum; and
  - Terms of agreement – no fixed term.

For personal use only

Remuneration Policy

The Board, in its capacity as a Remuneration Committee, is responsible for determining and reviewing remuneration compensation arrangements for the executive and non-executive Directors. The Remuneration Committee assesses the appropriateness of the nature and amount of emoluments of such officers on a periodic basis by reference to relevant employment market conditions and individual's experience and qualifications with the overall objective of ensuring maximum stakeholder benefit from the retention of a high quality board and executive team.

The Company does not directly link the nature and amount of the emoluments of such officers to the Company's financial or operational performance. The expected outcome of the remuneration policy is to attract and retain the best executives and directors to run and manage the Company, as well as create goal congruence between directors, executives and shareholders.
As part of its Corporate Governance Policies and Procedures, the Board has adopted a formal Remuneration and Nomination Committee Charter.

The rewards for Directors' have no set or pre-determined performance conditions or key performance indicators as part of their remuneration due to the current nature of the business operations. The Remuneration Committee determines appropriate levels of performance rewards as and when they consider rewards are warranted. The Company did not engage a remuneration consultant during the period.

For personal use only

Directors' Fees

The Company's Constitution provides that the remuneration of Directors will not be more than the aggregate fixed sum per annum as may be determined by a general meeting. The maximum aggregate remuneration of the Non-Executive Directors is $350,000 per annum. This amount may only be increased with the approval of shareholders at a general meeting. Fees for non-executive directors are not dependent on the satisfaction of performance conditions. However, to align Directors' interests with shareholder interests, the Directors are encouraged to hold shares in the Company and can participate in the employee incentive plan.

Directors are entitled to be paid all travelling, accommodation and other expenses incurred in consequence of their attendance at meetings of Directors and otherwise in the execution of their duties as Directors. A Director may also be paid additional amounts as fees or as the Directors determine where a Director performs extra services or makes any special exertions, which in the option of the Directors are outside the scope of the ordinary duties of a Director.

The remuneration for each key management personnel of the Company during the financial year ended 30 June 2026 and 30 June 2025 are as follows:

		Short-Term Benefits		
Key Management Personnel	**Year**	**Cash Contracted Fee**	**Share-Based Payments** (1)	**Total**
Directors		**$**	**$**	**$**
Ben Phillips	2026	60,428	81,450	141,878
	2025	32,047	40,400	72,447
Fergus Kiley	2026	307,885	252,810	560,695
	2025	188,204	121,200	309,404
Todd Williams	2026	53,740	48,870	102,610
	2025	28,486	40,400	68,886
Paul Kiley	2026	110,850	45,605	156,455
	2025	64,851	-	64,851
Total	**2026**	**532,903**	**428,735**	**961,638**
	2025	**313,589**	**202,000**	**515,589**

(1) Refer Note 10 in the Notes to the Financial Statements for the terms & inputs for the director options and performance rights.

For personal use only

There were no other executive officers of the Company during the financial year ended 30 June 2026.

Directors' Interests Held in Mount Hope Mining Limited – Shares

Directors	1-Jul-25	Net change during the period	30-Jun-26
	No	No.	No.
Ben Phillips	500,000	-	500,000
Fergus Kiley	1,500,000	30,303 (1)	1,530,303
Todd Williams	-	-	0
Total	**2,000,000**	**30,303**	**2,030,303**

(1) Shares acquired on market.

Directors' Interests Held in Mount Hope Mining Limited – Options

Directors	1-Jul-25	Net change during the period (1)	30-Jun-26
	No.	No.	No.
Ben Phillips	768,750	333,334	1,102,084
Fergus Kiley (2)	2,325,000	833,333	3,158,333
Todd Williams	400,000	333,333	733,333
Total	**3,493,750**	**1,500,000**	**4,993,750**

(1) Following shareholder approval at the 1 September 2025 General Meeting, the Company received $10,000 cash consideration form the three Directors for the issue of 1,000,000 loyalty options to those Directors with the options exercisable at 25 cents each on or before 30 June 2028.

(2) On the 13 November 2025, the Company issued 500,000 incentive options to the Managing Director in accordance with Resolution 6 of the AGM. Tranche 1 of the incentive options vested immediately, and Tranches 2 & 3 will vest on 13 November 2026 and 13 November 2027 respectively. The exercise price for each Tranche will be calculated at 45% above 10 day VWAP prior to each vesting date.

For personal use only

Directors' Interests Held in Mount Hope Mining Limited – Performance Rights

Directors	1-Jul-25	Net change during the period [1]	30-Jun-26
	No	No.	No.
Ben Phillips	-	500,000	500,000
Fergus Kiley	-	1,200,000	1,200,000
Todd Williams	-	300,000	300,000
Total	**0**	**2,000,000**	**2,000,000**

(1) On 13 November 2025, the Company granted 2,000,000 performance rights to three Directors in accordance with Resolution 7 of the AGM. The performance rights were issued for no consideration, have zero exercise price and expire on 27 November 2028. Vesting is subject to meeting a performance hurdle of 15 days VWAP above 40 cents per share, and continuous employment.

Other Transactions with Key Management Personnel

There were no transactions with Key Management Personnel or their related parties during the year other than those disclosed above.

END OF REMUNERATION REPORT (AUDITED)

For personal use only

Indemnification and Insurance of Officers

The Company has entered into deeds of indemnity with each Director whereby, to the extent permitted by the Corporations Act 2001, the Company agreed to indemnify each director against all loss and liability incurred as an officer of the Company, including all lability in defending any relevant proceedings.

The Company paid insurance premiums in respect of Directors' and Officers' Liability Insurance contracts for current officers of the Company. The liabilities insured are damages and legal costs that may be incurred in defending civil or criminal proceedings that may be brought against the officers in their capacity as officers of the Company. The total amount of insurance premiums paid has not been disclosed due to confidentiality reasons.

Indemnity and Insurance of Auditor

The Company has not, during or since the end of the financial year, indemnified or agreed to indemnify the auditor of the Company or any related entity against a liability incurred by the auditor.

During the financial year, the Company has not paid a premium in respect of a contract to insure the auditor of the Company or any related entity.

Proceedings on Behalf of the Company

No person has applied for leave of court to bring proceedings on behalf of the Company or intervene in any proceedings to which the Company is a party for the purpose of taking responsibility on behalf of the Company or any part of those proceedings.

Shares under Option

As at the date of this report, the Company had the following shares under option on issue:

Options	Number	Expiry Date	Exercise Price
Unlisted options	9,625,000	18-Dec-27	$0.30
Listed options (ASX:MHMO)	10,312,500	30-Jun-28	$0.25
Unlisted Options	500,000	Various dates	Various prices
Unlisted options	250,000	11-Mar -29	$0.27
Unlisted options	500,000	16-Mar-29	$0.30
Total	**21,187,500**		

Dividends

No dividends have been paid, and the Directors do not recommend the payment of a dividend for the financial year ended 30 June 2026.

Environmental Regulations

The Directors are mindful of the regulatory regime in relation to the impact of the Company's activities on the environment. There have been no known breaches of any environmental regulation by the Company during the financial year.

For personal use only

Future Developments

Further information, other than as disclosed in this report, about likely developments in the operations of the Company and the expected results of those operations in future periods, has not been included in this report as disclosure of this information would be likely to result in unreasonable prejudice to the Company.

Corporate Governance

In recognising the need for the highest standards of corporate behaviour and accountability, the Directors support, and adhere to, good corporate governance practices. Refer to the Company's Corporate Governance Statement at: *https://www.mounthopemining.com.au/about-us/corporate-governance/*

Rounding of Amounts

The Company is of a kind referred to in Corporations Instrument 2016/191, issued by the Australian Securities and Investments Commission, relating to 'rounding-off'. Amounts in this report have been rounded off in accordance with that Corporations Instrument to the nearest thousand dollars, or in certain cases, the nearest dollar.

Non-Audit Services

The Board of Directors is satisfied that the provision of non-audit services during the year is compatible with the general standard of independence for auditors imposed by the Corporations Act 2001.
The Directors are satisfied that the services disclosed below did not compromise the external auditor's independence for the following reasons:

- all non-audit services are reviewed and approved by the Board prior to commencement to ensure they do not adversely affect the integrity and objectivity of the auditor; and
- the nature of the services provided does not compromise the general principles relating to auditor independence in accordance with APES 110: Code of Ethics for Professional Accountants set by the Accounting Professional and Ethical Standards Board.

For personal use only

Auditor's Independence Declaration

Section 307C of the Corporations Act 2001 requires our auditors, Hall Chadwick WA Audit Pty Ltd to provide the Directors of the Company with an Independence Declaration in relation to the audit of this financial report. The Directors have received the Independence Declaration which has been included within this financial report.

Signed in accordance with a resolution of the Directors.

Ben Phillips
Non-Executive Chairman
Dated this 2nd day of September 2026

HALL CHADWICK

For personal use only

To the Board of Directors

AUDITOR'S INDEPENDENCE DECLARATION UNDER SECTION 307C OF THE CORPORATIONS ACT 2001

As lead audit director for the audit of the financial statements of Mount Hope Mining Limited for the financial year ended 30 June 2026, I declare that to the best of my knowledge and belief, there have been no contraventions of:

- the auditor independence requirements of the *Corporations Act 2001* in relation to the audit; and
- any applicable code of professional conduct in relation to the audit.

Yours Faithfully,

HALL CHADWICK WA AUDIT PTY LTD

D M BELL FCA
Director

Dated this 2nd day of September 2026
Perth, Western Australia

Independent Member of PrimeGlobal
The Association of Advisory and Accounting Firms

PERTH • SYDNEY • MELBOURNE • BRISBANE • ADELAIDE • DARWIN
Hall Chadwick WA Audit Pty Ltd ABN 33 121 222 802
Liability limited by a scheme approved under Professional Standards Legislation.
Hall Chadwick Association is a national group of independent Chartered Accountants and Business Advisory firms.
hallchadwickwa.com.au

PO Box 1288 Subiaco WA 6904
283 Rokeby Rd Subiaco WA 6008
T: +61 8 9426 0666

FINANCIAL STATEMENTS

Consolidated Statement of Profit or Loss and Other Comprehensive Income 31
Consolidated Statement of Financial Position 32
Consolidated Statement of Cash Flows 33
Consolidated Statement of Changes in Equity 34
Notes to the Consolidated Financial Statements 35

For personal use only

For personal use only

Consolidated Statement of Profit or Loss and Other Comprehensive Income
For the Year Ended 30 June 2026

	Notes	Jun-26	Jun-25
		$	$
Revenue		121,917	65,992
Administration and other expenses		(456,481)	(184,153)
Listing expenses		-	(218,855)
Directors' fees		(87,485)	(82,043)
Depreciation		(5,338)	-
Exploration & evaluation expensed	8	(1,755,518)	(651,773)
Share-based payments	12	(115,442)	(202,000)
Total expenditure		**(2,298,347)**	**(1,272,832)**
Finance costs		-	-
Loss before income tax		**(2,298,347)**	**(1,272,832)**
Income tax expense	4	-	-
Net loss for the year		**(2,298,347)**	**(1,272,832)**
Other comprehensive income, net of income tax		-	-
Total comprehensive loss for the year		**(2,298,347)**	**(1,272,832)**
Basic & diluted (loss) per share (cents)	14	(5.08)	(4.82)

The accompanying notes form part of these consolidated financial statements.

For personal use only

Consolidated Statement of Financial Position
As at 30 June 2026

	Notes	2026 $	2025 $
ASSETS			
Current Assets			
Cash and cash equivalents	5	2,771,593	3,958,488
Prepayments		7,631	7,305
Trade and other receivables	6	50,802	185,716
Total Current Assets		**2,830,026**	**4,151,509**
Non-Current Assets			
Property, plant & equipment	7	22,116	-
Security deposits		238,000	99,000
Exploration & evaluation acquired	8	975,850	960,000
Total Non-Current Assets		1,235,966	1,059,000
Total Assets		**4,065,992**	**5,210,509**
LIABILITIES			
Current Liabilities			
Trade and other payables	9	81,275	174,796
Total Current Liabilities		**81,275**	**174,796**
Net Assets		**3,984,717**	**5,035,713**
EQUITY			
Issued capital	10	6,900,682	5,824,181
Reserves	11	667,975	497,125
Accumulated losses		(3,583,940)	(1,285,593)
Total Equity		**3,984,717**	**5,035,713**

The accompanying notes form part of these consolidated financial statements.

For personal use only

Consolidated Statement of Cash Flows
For the Year Ended 30 June 2026

	Notes	2026 $	2025 $
Cash flows from operating activities			
Interest received		162,275	4,394
Payments for exploration work		(1,788,911)	(616,815)
Payments for corporate & administration costs		(523,950)	(611,829)
Net cash used in operating activities	5	**(2,150,586)**	**(1,224,250)**
Cash flows from investing activities			
Payments for plant, property & equipment		(27,454)	-
Exploration tenements acquired		(15,850)	-
Payments for security deposits		(198,000)	-
Net cash from financing activities		**(241,304)**	**-**
Cash flows from financing activities			
Proceeds from issue of ordinary shares		1,230,000	5,567,040
Proceeds from issue of options		103,175	-
Payments for share issue costs		(128,180)	(384,302)
Net cash from financing activities		**1,204,995**	**5,182,738**
Net increase in cash and cash equivalents		(1,186,895)	3,958,488
Cash and cash equivalents at beginning of the year		3,958,488	-
Cash and cash equivalents at the end of the year	5	**2,771,593**	**3,958,488**

The accompanying notes form part of these consolidated financial statements.

For personal use only

Consolidated Statement of Changes in Equity
For the Year Ended 30 June 2026

	Issued Capital	Reserves	Accumulated Losses	Total
	$	$	$	$
Balance at 1 July 2024	**20,000**	**-**	**(12,761)**	**7,239**
Loss for the year	-	-	(1,272,832)	(1,272,832)
Other comprehensive income	-	-	-	-
Total comprehensive loss	-	-	(1,272,832)	(1,272,832)
Transactions with equity holders in their capacity as owners				
Issue of shares	6,547,000	-	-	6,547,000
Issue of options	-	497,125	-	497,125
Capital raising costs	(742,819)	-	-	(742,819)
Total transactions with equity holders in their capacity as owners	5,804,181	497,125	-	6,301,306
Balance at 30 June 2025	**5,824,181**	**497,125**	**(1,285,593)**	**5,035,713**
Balance at 1 July 2025	**5,824,181**	**497,125**	**(1,285,593)**	**5,035,713**
Loss for the year	-	-	(2,298,347)	(2,298,347)
Other comprehensive income	-	-	-	-
Total comprehensive loss	-	-	(2,298,347)	(2,298,347)
Transactions with equity holders in their capacity as owners				
Issue of shares	1,230,000		-	1,230,000
Issue of options	-	170,850	-	170,850
Capital raising costs	(153,499)	-	-	(153,499)
Total transactions with equity holders in their capacity as owners	1,076,501	170,850	-	1,247,351
Balance at 30 June 2026	**6,900,682**	**667,975**	**(3,583,940)**	**3,984,717**

The accompanying notes form part of these consolidated financial statements.

For personal use only

Notes to the Consolidated Financial Statements
For the Year Ended 30 June 2026

Note 1. Corporate Information

This financial report of Mount Hope Mining Limited was authorised for issue in accordance with a resolution of the Directors on 2 September 2026.

Mount Hope Mining Limited is a public ASX-listed company, incorporated and domiciled in Australia.

Note 2. Summary of Material Accounting Policies

(a) Basis of Preparation

These general purpose financial statements have been prepared in accordance with the Corporations Act 2001, Australian Accounting Standards and Interpretations of the Australian Accounting Standards Board and International Financial Reporting Standards as issued by the International Accounting Standards Board. The Company is a for-profit entity for financial reporting purposes under Australian Accounting Standards. Material accounting policies adopted in the preparation of these financial statements are presented below and have been consistently applied unless stated otherwise.

Except for cash flow information, the financial statements have been prepared on an accruals basis and are based on historical costs, modified, where applicable, by the measurement at fair value of selected non-current assets.

(b) Going Concern

The financial report has been prepared on the going concern basis, which contemplates the continuity of normal business activity and the realisation of assets and the settlement of liabilities in the ordinary course of business.

The Company incurred a loss for the year of $2,298,347 (2025: $1,272,832) and net operating cash outflows of $2,150,587 (2025: $1,224,250). As at 30 June 2026, the Company has a working capital surplus of $2,748,751 (2024: $3,976,713) and as disclosed in Note 16 has minimum spend commitments on exploration of $167,073 within 12 months. Furthermore, as disclosed in note 20, on 18 August 2026, the Company announced it has raised $1.82 million through a private placement. Moreover the Company has the ability to defer spend in line with available funds.

The Directors have prepared a cash flow forecast, which indicates that the Company will have sufficient cash flows to meet all commitments and working capital requirements for the 12 month period from the date of signing this financial report. Based on the cash flow forecasts and other factors referred to above, the directors are satisfied that the going concern basis of preparation is appropriate.

For personal use only

(c) New and Amended Accounting Policies Adopted by the Company

During the year ended 30 June 2026, the Company has adopted all of the new or amended Accounting Standards and Interpretations issued by the Australian Accounting Standards Board that are mandatory for the current reporting year. Any new or amended Accounting Standards or Interpretations that are not yet mandatory have not been early adopted.

(d) Principles of Consolidation

The consolidated financial statements incorporate all of the assets, liabilities and results of the parent, Mount Hope Mining Limited and its wholly owned subsidiaries. Subsidiaries are entities the parent controls. The parent controls an entity when it is exposed to, or has rights to, variable returns from its involvement with the entity and has the ability to affect those returns through its power over the entity. A list of the subsidiaries is provided in Note 20.

The assets, liabilities and results of all subsidiaries are fully consolidated into the financial statements of the Group from the date on which control is obtained by the Group. The consolidation of a subsidiary is discontinued from the date that control ceases. Intercompany transactions, balances and unrealised gains or losses on transactions between group entities are fully eliminated on consolidation. Accounting policies of subsidiaries have been changed and adjustments made where necessary to ensure uniformity of the accounting policies adopted by the Group.

(e) Segment Reporting

An operating segment is a component of an entity that engages in business activities from which it may earn revenues and incur expenses (including revenues and expenses relating to transactions with other components of the same entity), whose operating results are regularly reviewed by the entity's chief operating decision makers to make decisions about resources to be allocated to the segments and assess their performance and for which discrete financial information is available. This includes start-up operations which are yet to earn revenues.

Operating segments have been identified based on the information presented to the chief operating decision makers – being the Board of Directors. Information about other business activities and operating segments that do not meet the quantitative criteria set out in AASB 8 "Operating Segments" are combined and disclosed in a separate category called "other".

(f) Cash and Cash Equivalents

Cash and cash equivalents includes cash on hand, deposits held at call with financial institutions, other short-term, highly liquid investments with original maturities of three months or less that are readily convertible to known amounts of cash and which are subject to an insignificant risk of changes in value.

For personal use only

(g) Trade and Other Receivables

Trade receivables are initially recognised at fair value and subsequently measured at amortised cost using the effective interest method, less any allowance for expected credit losses. Trade receivables are generally due for settlement within 30 days. The Company has applied the simplified approach to measuring expected credit losses. Other receivables are recognised at amortised cost, less any allowance for expected credit losses.

(h) Plant and Equipment

Each class of plant and equipment is carried at cost less, where applicable, any accumulated depreciation and impairment losses. Subsequent costs are included in the asset's carrying amount or recognised as a separate asset, as appropriate, only when it is probable that future economic benefits associated with the item will flow to the Company and the cost of the item can be measured reliably. All other repairs and maintenance are charged to profit or loss during the financial period in which they are incurred.

(i) Depreciation and Amortisation

The depreciable amount of all fixed assets including buildings is calculated using the straight line method, over their estimated useful lives to the economic entity commencing from the time the asset is held ready for use. The straight line depreciation rate used for technical equipment is 33%.

The assets' residual values and useful lives are reviewed, and adjusted if appropriate, at each reporting date. An asset's carrying amount is written down immediately to its recoverable amount if the asset's carrying amount is greater than its estimated recoverable amount. Gains and losses on disposals are determined by comparing proceeds with the carrying amount. These gains and losses are included in the statement of profit or loss.

(j) Impairment of Assets

At each reporting date, the Company reviews the carrying values of its tangible and intangible assets to determine whether there is any indication that those assets should be impaired. If such an indication exists, the recoverable amount of the asset, being the higher of the asset's fair value less costs to sell and value in use, is compared to the asset's carrying value. Any excess of the asset's carrying value over its recoverable amount is expensed in profit and loss.

Where it is not possible to estimate the recoverable amount of an individual asset, the Company estimates the recoverable amount of the cash-generating unit to which the asset belongs.

For personal use only

(k) Exploration and Evaluation Assets

Exploration and evaluation costs are expensed in the statement of profit or loss, except for the costs of acquiring licenses, which are capitalised.

Once technical feasibility and commercial viability of the area of interest are demonstrable, exploration and evaluation assets attributable to that area are first tested for impairment and then reclassified from exploration and evaluation assets to property and development assets within property, plant, and equipment.

(l) Trade and Other Payables

Liability for trade creditors and other amounts are carried at amortised cost, which is the fair value of the consideration to be paid in the future for goods and services received, whether or not billed.

(m) Borrowings

The Company has no borrowings.

(n) Employee Benefits

The Company has no employees with the directors and CFO employed as contractors.

(o) Provisions

Provisions are recognised when the Company has a present obligation (legal or constructive) as a result of a past event, it is probable that an outflow of resources embodying economic benefits will be required to settle the obligation and a reliable estimate can be made of the amount of the obligation. Provisions are measured at the present value of the expected liabilities. Provisions for employee entitlements are not required as all services to the Company are provided under fee contract. A provision for rehabilitation has not been recognised as the exploration work does not create any ongoing ground disturbance.

(p) Contributed Equity

Ordinary shares are classified as equity. Incremental costs directly attributable to the issue of new shares or options are shown in equity as a deduction, net of tax, from the proceeds.

For personal use only

(q) Income Tax

Deferred tax assets are recognised for all deductible temporary differences, carry-forward of unused tax assets and unused tax losses, to the extent that it is probable that taxable profit will be available against which the deductible temporary differences, and the carry-forward of unused tax assets and unused tax losses can be utilised, except:

- Where the deferred tax asset relating to the deductible temporary difference arises from the initial recognition of an asset or liability in a transaction that is not a business combination and, at the time of the transaction, affects neither the accounting profit nor taxable profit or loss; and
- In respect of deductible temporary differences associated with investments in subsidiaries, associates and interests in joint ventures, deferred tax assets are only recognised to the extent that it is probable that the temporary differences will reverse in the foreseeable future and taxable profit will be available against which the temporary differences can be utilised.

The carrying amount of deferred tax assets is reviewed at each reporting date and reduced to the extent that it is no longer probable that sufficient taxable profit will be available to allow all or part of the deferred tax asset to be utilised.

Unrecognised deferred tax assets are reassessed at each reporting date and are recognised to the extent that it has become probable that future taxable profit will allow the deferred tax asset to be recovered.

Deferred tax assets and liabilities are measured at the tax rates that are expected to apply to the financial period when the asset is realised or the liability is settled, based on tax rates (and tax laws) that have been enacted or substantively enacted at the reporting date.

Income taxes relating to items recognised directly in equity are recognised in equity.
Deferred tax assets and deferred tax liabilities are offset only if a legally enforceable right exists to set off current tax assets against current tax liabilities and the deferred tax assets and liabilities relate to the same taxable entity and the same tax authority.

For personal use only

(r) Goods and Services Tax ('GST')

Revenues, expenses and assets are recognised net of the amount of GST except:

- Where the GST incurred on a purchase of goods and services is not recoverable from the taxation authority, in which case the GST is recognised as part of the cost of acquisition of the asset or as part of the expense item as applicable; and
- Receivables and payables are stated with the amount of GST included.

The net amount of GST recoverable from, or payable to, the taxation authority is included as part of receivables or payables in the statement of financial position.

Cash flows are included in the statement of cash flows on a gross basis and the GST component of cash flows arising from investing and financing activities, which is recoverable from, or payable to, the taxation authority, are classified as operating cash flows.

Commitments and contingencies are disclosed net of the amount of GST recoverable from, or payable to, the taxation authority.

(s) Earnings Per Share ('EPS')

Basic EPS is calculated by dividing the net profit/(loss) attributable to members of the Company for the reporting period, after excluding any costs of servicing equity, by the weighted average number of ordinary shares of the Company, adjusted for any bonus issue.

Diluted EPS is calculated by dividing the basic EPS earnings/(loss), adjusted by the after tax effect of financing costs associated with dilutive potential ordinary shares and the effect on revenues and expenses of conversion to ordinary shares associated with dilutive potential ordinary shares, by the weighted average number of ordinary shares and dilutive ordinary shares adjusted for any bonus issue.

New Accounting Standards for Application in Future Periods

Australian Accounting Standards and Interpretations that have recently been issued or amended but are not yet mandatory, have not been early adopted by the Company for the annual reporting period ended 30 June 2026. The Company has not yet assessed the impact of these new or amended Accounting Standards and Interpretations.

For personal use only

(t) Critical Accounting Estimates and Judgements

The Directors evaluate estimates and judgements incorporated into the financial statements based on historical knowledge and best available current information. Estimates assume a reasonable expectation of future events and are based on current trends and economic data, obtained both externally and within the Company.

The judgements, estimates and assumptions that have the most significant effect on the amounts recognised in the financial statements, or that have a significant risk of causing a material adjustment to the carrying amounts of assets and liabilities within the next financial year, are as follows:

Share-based payments — The Company measures the cost of options and performance rights granted to Directors and key management personnel by reference to their fair value at grant date, determined using the Black-Scholes or Monte Carlo simulation methods. These valuations require estimates of share price volatility, the risk-free interest rate, expected life, and, for performance rights, the probability and timing of vesting conditions being met. Refer to Note 11.

Carrying value of exploration and evaluation assets — The Company assesses capitalised exploration tenement acquisition costs for indicators of impairment at each reporting date in accordance with AASB 6. This requires judgement as to the Company's continued right to explore, whether further exploration is planned, and whether results to date support recovery of the carrying amount through development or sale. Refer to Note 8.

Going concern — As set out in Note 2(b), the Directors have exercised judgement in assessing the Company's ability to continue as a going concern, including the timing and likely success of future capital raisings.

Recognition of deferred tax assets — The Company has not recognised a deferred tax asset for unused tax losses, as it is not yet probable that sufficient future taxable profit will be available to utilise them. Refer to Note 4.

(u) Share-Based Payment Transactions

The Company measures the cost of equity-settled transactions by reference to the fair value of the equity instruments at the date at which they are granted. The fair value is determined by using the Black-Scholes model or the Monte Carlo Simulations taking into account the terms and conditions upon which the instruments were granted. The accounting estimates and assumptions relating to equity-settled share-based payments would have no impact on the carrying amounts of assets and liabilities within the next annual reporting period but may impact profit or loss and equity. Refer to note 11 for further information.

For personal use only

Note 3. Segment Information

The Company has identified its operating segments based on the internal reports that are used by the Board (the chief operating decision makers) in assessing performance and in determining the allocation of resources.

The Board as a whole will regularly review the identified segments in order to allocate resources to the segment and to assess its performance. The Board considers that it has only operated in one segment, being mineral exploration.

Note 4. Income Tax Expense

Major components of income tax expense are:

	2026 $	2025 $
Income tax expense reported in the statement of profit or loss and other comprehensive income	-	-

A reconciliation of income tax expense applicable to accounting loss before income tax at the statutory income tax rate to income tax expense at the Company's effective income tax rate is as follows:

Loss before income tax	(2,298,347)	(1,272,832)
Prima facie tax calculated at 25% (2025:25%)	(574,587)	(318,208)
Tax effect of amounts not deductible in calculating taxable income		
- Non-deductible expenses	1,530	50,578
- IPO listing expenses temporary difference	-	54,714
- Deductible equity raising costs temporary difference	(41,433)	(35,470)
- Depreciation rates temporary difference	763	-
- Current year tax losses not recognised	613,727	248,386
Income tax attributable to entity	-	-

For personal use only

Availability of Tax Losses

The availability of the tax losses for future years is uncertain and will be dependent on the Company satisfying strict requirements with respect to continuity of ownership and the same business test imposed by income tax legislation.

The recoupment of available tax losses as at 30 June 2026 is contingent upon the following:

(a) the Company deriving future assessable income of a nature and of an amount sufficient to enable the benefit from the losses to be realised;

(b) the conditions for deductibility imposed by income tax legislation continuing to be complied with; and

(c) there being no changes in income tax legislation which would adversely affect the Company from realising the benefit from the losses.

Given the Company is currently in a loss making position, a deferred tax asset has not been recognised with regard to unused tax losses, as it has not been determined that the Company will generate sufficient taxable profit against which the unused tax losses can be utilised.

Note 5. Cash and Cash Equivalents

	2026 $	2025 $
Cash at bank	271,593	449,766
Cash Deposits	2,500,000	3,508,722
Cash at bank and in hand	**2,771,593**	**3,958,488**

Cash at bank earns interest at floating rates based on daily at call bank and longer term deposit rates.

Reconciliation from net loss after tax to net cash flows from operation:

	2026 $	2025 $
Net loss for the year	**(2,298,347)**	**(1,272,832)**
Cash flows not in loss:		
Listing expenses in equity raise costs	-	(137,761)
Non-cash flows in loss:		
Share based payments	115,442	202,000
Depreciation	5,338	-
Changes in assets and liabilities:		
(Increase)/decrease in prepayments	(325)	(7,305)
(Increase)/decrease in trade and other receivables	56,479	(103,996)
Increase/(decrease) in trade and other payables	(29,173)	95,644
Net cash used in operating activities	**(2,150,586)**	**(1,224,250)**

For personal use only

Note 6. Trade and Other Receivables

	2026 $	2025 $
Interest receivable	16,912	57,270
Loyalty Funds	-	79,247
GST receivable	33,890	49,199
	50,802	**185,716**

Note 7. Property, Plant and Equipment

	2026 $	2025 $
Plant and Equipment – at cost	27,454	-
Less: Accumulated depreciation	(5,338)	-
Net book value	**22,116**	**-**

Note 8. Exploration Assets

	2026 $	2025 $
Exploration and evaluation assets		
Balance at the beginning of the year	960,000	-
Exploration tenements acquired during the year	15,850	960,000
Carrying value at the end of the year	**975,850**	**960,000**

Exploration and evaluation costs are expensed in the statement of profit or loss, except for the costs of acquiring licenses, which are capitalised. During the year $1,755,518 (2025: $651,773) were expensed.

Once technical feasibility and commercial viability of the area of interest are demonstrable, exploration and evaluation assets attributable to that area are first tested for impairment and then reclassified from exploration and evaluation assets to property and development assets within property, plant, and equipment.

For personal use only

Note 9. Trade and Other Payables

	2026	2025
	$	$
Trade payables	22,248	13,324
Accruals	59,027	161,472
	81,275	**174,796**

Trade creditors are expected to be paid on 30-day terms. All trade creditors are unsecured and non- interest bearing.

Note 10. Issued Capital

	30-Jun-26		30-Jun-25	
Ordinary shares	**No.**	**$**	**No.**	**$**
Issued and fully paid		6,900,682		5,824,181
	No.	$	No.	$
Movement in ordinary shares on issue				
On issue at 1 July 2024	41,250,000	5,824,181	2,000,000	20,000
Issue of Placement shares	6,150,000	1,230,000		
Issue of founder shares			4,200,000	42,000
Issue of seed shares			5,050,000	505,000
Issue of vendor shares (non-cash)			5,000,000	1,000,000
Issue of IPO shares			25,000,000	5,000,000
Share issue costs	-	(153,499)	-	(742,819)
On issue at 30 June 2026	**47,400,000**	**6,900,682**	**41,250,000**	**5,824,181**

Shares under Option

At 30 June 2026, the Company had the following shares under option on issue:

Options	Number	Expiry Date	Exercise Price
Listed options (MHMO)	10,312,500	30-Jun-28	$0.25
Unlisted options	9,625,000	18-Dec-27	$0.30
Unlisted options	500,000	Various	Various
Unlisted options	250,000	11-Mar-29	$0.27
Unlisted options	500,000	16-Mar-29	$0.30
Total	**21,187,500**		

For personal use only

Note 11. Reserves

	2026	2025
	$	$
Balance at the beginning of the year	497,125	-
Share based payment (loyalty option) reserve (1)	10,000	93,125
Share based payment (performance right) reserve (2)	63,350	-
Share based payment (incentive option) reserve (3)	31,635	-
Share based payment (performance right) reserve (4)	8,868	-
Share based payment (incentive option) reserve (5)	11,589	-
Share based payment (broker option) reserve (5)	45,408	404,000
Carrying value at the end of the year	**667,975**	**497,125**

(1) During the period, the Company received $10,000 cash consideration from three Directors for the issue of 1,000,000 loyalty options to those Directors, the loyalty options are exercisable at 25 cents each on or before 30 June 2028.

(2) On 13 November 2025, the Company granted 2,000,000 performance rights to three Directors in accordance with Resolution 7 of the AGM. The performance rights were issued for no consideration, have zero exercise price and expire on 27 November 2028. Vesting is subject to meeting a performance hurdle of 15 days VWAP above 40 cents per share. The fair value of the performance rights at date granted was estimated at $325,800 which will be recognised as a share based employee expense over the 36-month life of the rights. The fair value was calculated using the Monte Carlo simulation method with the following assumptions; risk free rate 3.6%, share price at valuation date 19 cents, share price volatility 110.00%, target price 40 cents.

(3) During the period, the Company issued Tranche 1 of incentive options to the Managing Director in accordance with Resolution 6 of the AGM. The incentive options vest immediately at issue and have an exercise price of 45% above 10 day VWAP at any time over their three year life. The fair value of the 100,000 incentive options at date granted was estimated at $11,650 or 11.65 cents each. The fair value was calculated using the Black Scholes method with the following assumptions; risk free rate 3.6%, share price at valuation date 19 cents, share price volatility 110%, target price 27.55 cents. During the period the Company issued Tranches 2 and 3. The fair value of Tranches 2 and 3 was estimated at $45,680, calculated using the Monte Carlo simulation method with the following assumptions; risk free rate 3.6%, share price at valuation date 19 cents and share price volatility 110.0%.

(4) On 15 January 2026, the Company granted 350,000 performance rights to the CFO & Company Secretary under the Company's Employee Securities Incentive Plan. The performance rights were issued for no consideration, have zero exercise price and expire on 27 November 2028. Vesting is subject to meeting a performance hurdle of 15 days VWAP above 40 cents per share. The fair value of the performance rights at the grant date was estimated at $45,605 which will be recognised as a share based employee expense over the 36-month life of the rights. The fair value was calculated using the Monte Carlo simulation method with the following assumptions; risk free rate 3.85%, share price at valuation date 16 cents, share price volatility 110.00%, target price 40 cents.

For personal use only

(5) On 11 March 2026, the Company granted 250,000 incentive options to a key contractor under the Company's Employee Securities Incentive Plan. The options have a three-year life and were issued in two Tranches of 125,000 incentive options. The Tranche 1 incentive options will vest on 11 September 2026, and the Tranche 2 incentive options will vest on 11 September 2027. The exercise price of Tranches 1 & 2 will be 27.0 cents being 50% above the 10 day VWAP immediately prior to the issue date. The fair value was estimated at $26,075 and calculated using the Monte Carlo simulation method with the following assumptions; risk free rate 3.85%, share price at valuation date 17.5 cents and share price volatility 110.0%.

(6) On 18 March, the Company issued 500,000 lead manager options in accordance with Resolution 2 (a) and (b) of the GM. The options have a term of three years and a strike price of 30.0 cents . The options were valued using a Black-Scholes option valuation model with the following assumptions; risk free rate 3.85%, share price at valuation date 16 cents and share price volatility 110.0%.

Note 12. Related Party Disclosures

(a) Remuneration of Key Management Personnel

	2026 $	2025 $
Short-term contracted fee	532,903	313,589
Share Based payment[1]	428,735	202,000
	961,638	**515,589**

(1) Refer Note 11 for the terms & inputs for the director options and performance rights.

(b) Related Party Transactions

In the opinion of the directors, there were no related party transactions during the year other than those disclosed above.

Note 13. Auditor's Remuneration

	2026 $	2025 $
Remuneration of the auditor for:		
Auditing the financial statements	21,000	10,600
Preparation of an Independent Assurance Report	-	12,000
Half yearly review	14,000	10,000
	35,000	**32,600**

For personal use only

Note 14. Loss Per Share

	2026	2025
	$	$
Basic and diluted loss per share (cents)	(5.08)	(4.82)
Loss used to calculate basic and diluted loss per share	(2,298,347)	(1,272,832)
Weighted average number of ordinary shares outstanding during the period used in calculating basic and diluted loss per share	(45,237,363)	(26,395,467)

Note 15. Financial Risk Management Objectives and Policies

The Company's principal financial instruments comprise receivables, payables and cash which arise directly from its operations.

The Board of Directors has overall responsibility for the establishment and oversight of the risk management framework. Management monitors and manages the financial risks relating to the operations of the Company through regular reviews of the risks.

The main risks arising from the Company's financial instruments are interest rate risk, liquidity risk, and credit risk. The Board reviews and agrees policies for managing each of these risks and they are summarised below.

Risk Exposures and Responses

Interest rate risk

Interest rate risk arises from the possibility that changes in interest rates will affect future cash flows or the fair value of financial instruments. The Company's exposure to market risk for changes to interest rate risk relates primarily to its earnings on cash.

Interest rate sensitivity analysis

The Company has no material interest rate risk.

Credit risk

Credit risk refers to the risk that a counterparty will default on its contractual obligations resulting in a financial loss to the Company. The Company's potential concentration of credit risk consists mainly of cash balances with banks. The Company's short term cash surpluses are placed with banks that have investment grade ratings. The maximum credit risk exposure relating to the financial assets is represented by the carrying value as at the reporting date. The Company considers the credit standing of counterparties when making deposits to manage the credit risk.

Liquidity risk

The responsibility with liquidity risk management rests with the Board of Directors. The Company manages liquidity risk by monitoring forecast cash flows and ensuring that adequate working capital is maintained. The Company's policy is to ensure that it has sufficient cash reserves to carry out its planned exploration activities over the next 12 months.

Fair values

Fair values of financial assets and liabilities are equivalent to carrying values due to their short terms to maturity.

For personal use only

Note 16. Commitments

The Company's minimum expenditure commitments in relation to its tenements are as follows:

	2026 $	2025 $
Within 1 year [1]	167,073	238,333
Between 2 and 5 years [1], [2]	439,635	166,667
More than 5 years [1], [2]	37,379	41,667
	644,087	**446,667**

(1) As the following tenements (EL 6837, EL 8290 and EL 8654) are due to be renewed in 2026, the expenditure commitments for 1 year, 2 to 5 years and more than 5 years for these tenements will not be known until after renewal.

(2) As the following tenements (EL 9874 and EL 9875) expire in March 2029 the full expenditure commitment for 2 to 5 years and more than 5 years for these tenements will not be known until after renewal.

The Group has no other capital or expenditure commitments as at reporting date.

Note 17. Contingent Liabilities

The Company has no contingent liabilities as at 30 June 2026 (2025: Nil).

Note 18. Controlled Entities

The consolidated financial statements incorporate the assets, liabilities and the results of the following subsidiary in accordance with the accounting policy described in Note 2:

		Percentage Owned (%)	
Controlled Entity	**Country of Incorporation**	**2026**	**2025**
Fisher Resources Pty Ltd	Australia	100	100

For personal use only

Note 19. Parent Entity Disclosures

	2026	2025
Financial Position	**$**	**$**
Assets		
Current assets	2,830,026	4,151,509
Fixed assets	22,116	-
Non-current assets	1,000,000	1,059,000
Total assets	3,852,142	5,210,509
Liabilities		
Current liabilities	81,275	174,796
Total liabilities	81,275	174,796
Net assets	**3,770,867**	**5,035,713**
Equity		
Issued capital	6,900,682	5,824,181
Reserves	667,975	497,125
Accumulated losses	(3,797,790)	(1,285,593)
Total equity	**3,770,867**	**5,035,713**

	2026	2025
	$	**$**
Financial performance		
Loss for the year	(2,445,892)	(620,260)
Total comprehensive loss for the year	**(2,445,892)**	**(620,260)**

For personal use only

Note 20. Events After the Reporting Date

Events after Reporting Date

Phase 3 — Resource Definition Drilling

On 17 August 2026, the Company commenced the Phase 3 drilling program with up to 3,000m of RC drilling. The program is expected to run for approximately six weeks and will test southern and western extensions of the known mineralised envelope (up to 200m south of current drilling) and a CSAMT-defined resistive target along the MS2 corridor (Figure 9), following up on intercepts including 66m at 2.4g/t Au from 24m, 10m at 12.1 g/t Au from surface, 6m at 17.9 g/t Au from 55m, 21m at 4.8 g/t Au from 70m and 22.5m at 4.3 g/t Au from 66m. The program is designed to deliver the data required to support the Company's maiden JORC Mineral Resource Estimate, targeted by the end of calendar 2026.

Private Share Placement

On 18 August 2026 the Company announced it had raised $1.82 million, with no broker fees, through a private placement, with a lead order from Ronin Metals Holdings Pty Ltd ("**Ronin Metals**"), the fund of respected Western Australian gold discovery specialist Simon Lawson and former Spartan executives Craig Jones and David Coyne, becoming a new major shareholder of the Company.

The Company issued 11,850,000 fully paid ordinary shares at $0.145 each, raising $1.72 million, with $1.03 million coming from cornerstone resource investor Ronin Metals and $0.69 million from existing shareholders.

The Board also has committed to subscribe for an aggregate of 689,655 shares ($0.1 million) on the same terms as other participants in the Placement, with the Director Securities subject to shareholder approval at a general meeting expected to be held in October 2026.

Note 21. Consolidated Entity Disclosure Statement

Consolidated entity disclosure statement as at 30 June 2026

Name of entity	Type of entity	Trustee, partner or participant in JV	% of share capital	Country of incorporation	Australian resident or foreign resident	Foreign jurisdiction(s) of foreign residents
Mount Hope Mining Ltd	Body corporate	N/A	100	Australia	Australian	N/A
Fisher Resources Pty Ltd	Body corporate	N/A	100	Australia	Australian	N/A

DECLARATIONS & AUDIT

Directors' Declaration 53
Independent Auditor's Report 54

For personal use only

For personal use only

Directors' Declaration

In accordance with a resolution of the directors of Mount Hope Mining Limited, I state that:

1. In the opinion of the directors:

   (a) the financial statements and notes are in accordance with the *Corporations Act 2001*, including:

      (i) giving a true and fair view of the consolidated Entity's financial position as at 30 June 2026 and of its performance for the year ended on that date.

      (ii) complying with Australian Accounting Standards, International Financial Reporting Standards as issued by the International Accounting Standards Board and *Corporations Regulations 2001*.

   (b) there are reasonable grounds to believe that the Company will be able to pay its debts as and when they become due and payable.

   (c) the attached Consolidated Entity Disclosure Statement is true and correct.

2. This declaration has been made after receiving the declarations required to be made to the directors in accordance with section 295A of the *Corporations Act 2001*.

Signed in accordance with a resolution of the Board of Directors.

Ben Phillips
Non-Executive Chairman
Dated this 2nd day of September 2026

HALL CHADWICK

For personal use only

INDEPENDENT AUDITOR'S REPORT
TO THE MEMBERS OF MOUNT HOPE MINING LIMITED

Report on the Audit of the Financial Report

Opinion

We have audited the financial report of Mount Hope Mining Limited ("the Company") and its subsidiaries ("the Consolidated Entity"), which comprises the consolidated statement of financial position as at 30 June 2026, the consolidated statement of profit or loss and other comprehensive income, the consolidated statement of changes in equity and the consolidated statement of cash flows for the year then ended, and notes to the financial statements, including material accounting policy information, the consolidated entity disclosure statement and the directors' declaration.

In our opinion:

a. the accompanying financial report of the Consolidated Entity is in accordance with the *Corporations Act 2001*, including:

   (i) giving a true and fair view of the Consolidated Entity's financial position as at 30 June 2026 and of its financial performance for the year then ended; and

   (ii) complying with Australian Accounting Standards and the Corporations Regulations 2001.

Basis for Opinion

We conducted our audit in accordance with Australian Auditing Standards. Our responsibilities under those standards are further described in the *Auditor's Responsibilities for the Audit of the Financial Report* section of our report. We are independent of the Consolidated Entity in accordance with the auditor independence requirements of the *Corporations Act 2001* and the ethical requirements of the Accounting Professional and Ethical Standards Board's *APES 110 Code of Ethics for Professional Accountants (including Independence Standards)* (the Code) that are relevant to our audit of the financial report in Australia. We have also fulfilled our other ethical responsibilities in accordance with the Code.

We believe that the audit evidence we have obtained is sufficient and appropriate to provide a basis for our opinion.

Independent Member of PrimeGlobal The Association of Advisory and Accounting Firms

PERTH • SYDNEY • MELBOURNE • BRISBANE • ADELAIDE • DARWIN
Hall Chadwick WA Audit Pty Ltd ABN 33 121 222 802
Liability limited by a scheme approved under Professional Standards Legislation.
Hall Chadwick Association is a national group of independent Chartered Accountants and Business Advisory firms.
hallchadwickwa.com.au

PO Box 1288 Subiaco WA 6904
283 Rokeby Rd Subiaco WA 6008
T: +61 8 9426 0666

For personal use only

Key Audit Matters

Key audit matters are those matters that, in our professional judgement, were of most significance in our audit of the financial report of the current period. These matters were addressed in the context of our audit of the financial report as a whole, and in forming our opinion thereon, and we do not provide a separate opinion on these matters.

Key Audit Matter	How our audit addressed the Key Audit Matter

As disclosed in note 8 to the financial statements as at balance date, the Consolidated Entity had an exploration and evaluation asset balance of $975,850 and incurred exploration expenditure of $1,755,518 during the year.
 	
Exploration and evaluation expenditure is a key audit matter due to:
 	
• The significance of the balance to the Consolidated Entity's financial position and the expense to the statement of profit or loss and other comprehensive income; and
 	
• The level of judgement required in evaluating management's application of the requirements of AASB 6 Exploration for and Evaluation of Mineral Resources ("AASB 6"). AASB 6 is an industry specific accounting standard requiring the application of significant judgements, estimates and industry knowledge.
	Our audit procedures included but were not limited to:
	
	• Assessed management's determination of its areas of interest for consistency with the definition in AASB 6. This involved analysing the tenements in which the Consolidated Entity holds an interest and the exploration programs planned for those tenements;
	
	• For each area of interest, we assessed the Consolidated Entity's rights to tenure by corroborating on a sample basis to government registries and evaluating agreements in place with other parties as applicable;
	
	• We considered the activities in each area of interest to date and assessed the planned future activities for each area of interest by evaluating budgets for each area of interest;
	
	• We tested the exploration expenditure for the year by evaluating a sample of recorded expenditure for consistency to underlying records, the Consolidated Entity's accounting policy and the requirements of AASB 6;
	
	• We assessed each area of interest for one or more of the following circumstances that may indicate impairment of the exploration and evaluation asset;
	
	  ○ the licenses for the right to explore expiring in the near future or are not expected to be renewed;
	
	  ○ substantive expenditure for further exploration in the specific area is neither budgeted or planned;

HALL CHADWICK

For personal use only

Key Audit Matter	How our audit addressed the Key Audit Matter
	○ decision or intent by the Consolidated Entity to discontinue activities in the specific area of interest due to lack of commercially viable quantities of resources; and ○ data indicating that, although a development in the specific area is likely to proceed, the carrying amount of the exploration asset is unlikely to be recovered in full from successful development or sale • Examination of the disclosures made in the financial report.

Other Information

The directors are responsible for the other information. The other information comprises the information included in the Consolidated Entity's annual report for the year ended 30 June 2026, but does not include the financial report and our auditor's report thereon.

Our opinion on the financial report does not cover the other information and accordingly we do not express any form of assurance conclusion thereon, with the exception of the remuneration report and our related assurance opinion.

In connection with our audit of the financial report, our responsibility is to read the other information and, in doing so, consider whether the other information is materially inconsistent with the financial report or our knowledge obtained in the audit or otherwise appears to be materially misstated.

If, based on the work we have performed, we conclude that there is a material misstatement of this other information, we are required to report that fact. We have nothing to report in this regard.

Responsibilities of the Directors for the Financial Report

The directors of the Company are responsible for the preparation of the financial report that gives a true and fair view in accordance with Australian Accounting Standards and the *Corporations Act 2001* and for such internal control as the directors determine is necessary to enable the preparation of the financial report that gives a true and fair view and is free from material misstatement, whether due to fraud or error, and the consolidated entity disclosure statement that is true and correct and is free of misstatement, whether due to fraud or error.

For personal use only

In preparing the financial report, the directors are responsible for assessing the Consolidated Entity's ability to continue as a going concern, disclosing, as applicable, matters related to going concern and using the going concern basis of accounting unless the directors either intend to liquidate the Consolidated Entity or to cease operations, or has no realistic alternative but to do so.

Auditor's Responsibilities for the Audit of the Financial Report

Our objectives are to obtain reasonable assurance about whether the financial report as a whole is free from material misstatement, whether due to fraud or error, and to issue an auditor's report that includes our opinion. Reasonable assurance is a high level of assurance, but is not a guarantee that an audit conducted in accordance with the Australian Auditing Standards will always detect a material misstatement when it exists. Misstatements can arise from fraud or error and are considered material if, individually or in the aggregate, they could reasonably be expected to influence the economic decisions of users taken on the basis of this financial report.

As part of an audit in accordance with the Australian Auditing Standards, we exercise professional judgement and maintain professional scepticism throughout the audit. We also:

- Identify and assess the risks of material misstatement of the financial report, whether due to fraud or error, design and perform audit procedures responsive to those risks, and obtain audit evidence that is sufficient and appropriate to provide a basis for our opinion. The risk of not detecting a material misstatement resulting from fraud is higher than for one resulting from error, as fraud may involve collusion, forgery, intentional omissions, misrepresentations, or the override of internal control.
- Obtain an understanding of internal control relevant to the audit in order to design audit procedures that are appropriate in the circumstances, but not for the purpose of expressing an opinion on the effectiveness of the Consolidated Entity's internal control.
- Evaluate the appropriateness of accounting policies used and the reasonableness of accounting estimates and related disclosures made by the directors.
- Conclude on the appropriateness of the directors' use of the going concern basis of accounting and, based on the audit evidence obtained, whether a material uncertainty exists related to events or conditions that may cast significant doubt on the Consolidated Entity's ability to continue as a going concern. If we conclude that a material uncertainty exists, we are required to draw attention in our auditor's report to the related disclosures in the financial report or, if such disclosures are inadequate, to modify our opinion. Our conclusions are based on the audit evidence obtained up to the date of our auditor's report. However, future events or conditions may cause the Consolidated Entity to cease to continue as a going concern.
- Evaluate the overall presentation, structure and content of the financial report, including the disclosures, and whether the financial report represents the underlying transactions and events in a manner that achieves fair presentation.
- Obtain sufficient appropriate audit evidence regarding the financial information of the entities or business activities within the Consolidated Entity to express an opinion on the financial report. We are responsible for the direction, supervision and performance of the Consolidated Entity audit. We remain solely responsible for our audit opinion.

HALL CHADWICK

For personal use only

We communicate with the directors regarding, among other matters, the planned scope and timing of the audit and significant audit findings, including any significant deficiencies in internal control that we identify during our audit.

We also provide the directors with a statement that we have complied with relevant ethical requirements regarding independence, and to communicate with them all relationships and other matters that may reasonably be thought to bear on our independence, and where applicable, related safeguards.

From the matters communicated with the directors, we determine those matters that were of most significance in the audit of the financial report of the current period and are therefore the key audit matters. We describe these matters in our auditor's report unless law or regulation precludes public disclosure about the matter or when, in extremely rare circumstances, we determine that a matter should not be communicated in our report because the adverse consequences of doing so would reasonably be expected to outweigh the public interest benefits of such communication.

Report on the Remuneration Report

Opinion on the Remuneration Report

We have audited the Remuneration Report included in the directors' report for the year ended 30 June 2026.

In our opinion, the Remuneration Report of Company, for the year ended 30 June 2026, complies with section 300A of the *Corporations Act 2001*.

Responsibilities

The directors of the Company are responsible for the preparation and presentation of the remuneration report in accordance with s 300A of the *Corporations Act 2001*. Our responsibility is to express an opinion on the remuneration report, based on our audit conducted in accordance with Australian Auditing Standards.

Hall Chadwick

HALL CHADWICK WA AUDIT PTY LTD

D M BELL FCA
Director

Dated this 2nd day of September 2026
Perth, Western Australia

For personal use only

This page has been left blank deliberately.

ADDITIONAL INFORMATION

Schedule of Interests in Exploration Tenements 61
ASX Additional Information.....61

For personal use only

For personal use only

Schedule of Interests in Exploration Tenements

Tenement No	State	Project	Status	Company Interest %
EL 6837	NSW	Mt Solitary	Granted	100
EL 8058	NSW	Main Road	Granted	100
EL 8290	NSW	Broken Range	Granted	100
EL 8654	NSW	Ambone	Granted	100
EL 9800	NSW	McGraw	Granted	100
EL 9874	NSW	Woorara	Granted	100
EL 9875	NSW	Thule	Granted	100
EL 9906	NSW	East Rookery	Granted	100

ASX Additional Information

Additional information required by the Australian Securities Exchange Ltd (ASX) and not shown elsewhere in this report is as follows. The information is current as at 27 August 2026.

(a) Distribution of Shareholders

Range of Shares Held	Number of Shareholders	Number of Shares
1 - 1,000	15	1,855
1,001 - 5,000	82	264,499
5,001 - 10,000	66	563,995
10,000 - 100,000	224	9,628,826
100,000 and over	92	48,790,825
Total	**479**	**59,250,000**

The number of holders with an unmarketable parcel of shares is 30, with a total of 29,719, amounting to 0.05% of Issued Capital.

For personal use only

(b) Top 20 Shareholders

	Shareholder	Number of Shares	%
1	RONIN METALS HOLDINGS PTY LTD	7,110,000	12.00%
2	UNICO SILVER LIMITED	5,000,000	8.44%
3	Ratatat Investments Pty Ltd	2,850,000	4.81%
4	INSTANT EXPERT PTY LIMITED <THE P JURKOVIC FAMILY A/C>	2,250,000	3.80%
5	CITICORP NOMINEES PTY LIMITED	1,950,000	3.29%
6	CLAYDON SERVICES PTY LTD <KILEY FAMILY A/C>	1,500,000	2.53%
7	ARMS CAPITAL PTY LTD	1,438,646	2.43%
8	MR DANIEL ANTHONY BENEDETTI	1,372,744	2.32%
9	PURESTEEL HOLDINGS PTY LTD <RATTIGAN SUPER FUND A/C>	1,200,000	2.03%
10	Loktor Holdings Pty Ltd	1,055,000	1.78%
11	POINTCIANA PTY LTD <IVANHOE INVESTMENTS A/C>	1,004,828	1.70%
12	NETWEALTH INVESTMENTS LIMITED <WRAP SERVICES A/C>	929,072	1.57%
13	MR FRANCIS MATHESON GRUBB	911,471	1.54%
14	XAGUS PTY LTD	850,000	1.43%
15	JAF CAPITAL PTY LTD	820,000	1.38%
16	MR DOMINIC VIRGARA	775,000	1.31%
17	STEVEN ANDREW MARTIN <88 INVESTMENT A/C>	760,000	1.28%
18	MR SIMON LAWSON	688,553	1.16%
19	MR ERIC CHARLES LEONARD RAE	600,000	1.01%
20	MR FARIS SALIM CASSIM	524,867	0.89%
	Total	**33,590,181**	**56.69%**
	Total issued capital - selected security class(es)	**59,250,000**	**100.00%**

Distribution of Listed Option holders

Range of Options Held	Number of Option holders	Number of Options
1 - 1,000	9	3,459
1,001 - 5,000	32	93,807
5,001 - 10,000	32	209,565
10,000 - 100,000	87	2,476,209
100,000 and over	23	7,529,460
Totals	**183**	**10,312,500**

The number of holders with an unmarketable parcel of options is 47, with a total 130,266, amounting to 1.26% of Issued Capital.

For personal use only

Top 20 Listed Option holders

	Holder Name	Number of Options	%
1	Ratatat Investments Pty Ltd	1,477,944	14.33%
2	ARMS CAPITAL PTY LTD	807,221	7.83%
3	CLAYDON SERVICES PTY LTD <KILEY FAMILY A/C>	708,333	6.87%
4	Bob Alfred Pty Ltd	452,084	4.38%
5	MR PAUL JOSEPH MASSARA	450,000	4.36%
6	NEWPORT PRIVATE WEALTH P/L <SENECA SMALL COMPANIES A/C>	352,477	3.42%
7	TODD WILLIAMS <T WILLIAMS INVESTMENTS A/C>	333,333	3.23%
8	NETWEALTH INVESTMENTS LIMITED <WRAP SERVICES A/C>	291,250	2.82%
9	POINTCIANA PTY LTD <IVANHOE INVESTMENTS A/C>	281,250	2.73%
10	Steven Andrew Martin	263,750	2.56%
11	XAGUS PTY LTD	250,000	2.42%
11	INSTANT EXPERT PTY LIMITED <THE P JURKOVIC FAMILY A/C>	250,000	2.42%
12	CERTANE CT PTY LTD <BC1>	240,672	2.33%
13	MR NICHOLAS KUZIS	228,541	2.22%
14	Loktor Holdings Pty Ltd	213,750	2.07%
15	MR PETER JOHN RATTIGAN	204,257	1.98%
16	Stata Investment Holdings PLC	190,000	1.84%
17	MR DOMINIC VIRGARA	150,000	1.45%
18	HALLION NOMINEES PTY LTD <HALLION INVESTMENT A/C>	132,776	1.29%
19	MR NICHOLAS PAUL KUZIS	131,459	1.27%
20	MR FARIS SALIM CASSIM	112,500	1.09%
	Total	**7,521,597**	**72.94%**
	Total issued capital	**10,312,500**	**100.00%**

(c) Substantial Shareholder (Holding not less than 5%)

Shareholder	Number of Shares	%
RONIN METALS HOLDINGS PTY LTD	7,110,000	12.00
UNICO SILVER LIMITED	5,000,000	8.44%

For personal use only

(d) Voting Rights

The voting rights attached to each class of equity security are as follows:
Ordinary shares:

- Each ordinary share is entitled to one vote when a poll is called, otherwise each member present at a meeting or by proxy has one vote on a show of hands.

(e) Restricted Securities

The Company has the following restricted securities on issue as at 27 August 2026: -

- 6,090,000 fully paid ordinary shares – escrowed to 18 December 2026; being 24 months from the date of commencement of Official Quotation, and
- 7,045,000 unlisted options – escrowed to 18 December 2026, being 24 months from the date of commencement of Official Quotation.

(f) Unquoted Securities

The Company has the following unquoted securities on issue as at 27 August 2026:

Options	Number	Expiry Date	Exercise Price
Unlisted options	9,625,000	18-Dec-27	$0.30
Performance Rights	2,350,000	12-Nov-28	N/A
Unlisted Options	500,000	Various dates	Various prices
Unlisted options	250,000	11-Mar -29	$0.27
Unlisted options	500,000	16-Mar-29	$0.30
Total	**13,225,000**		

(g) On-Market Buy Back

There is no current on-market buy back of ordinary shares.

For personal use only

This page has been left blank deliberately.

For personal use only

Mount Hope Mining Limited

E | info@mounthopemining.com.au
W | www.mounthopemining.com.au
P | +61 491 848 247

ASX:MHM