For personal use only

aurum resources

04 September 2026

Aurum adds more high-grade gold at Boundiali's BST1 deposit

Aurum Resources (**ASX: AUE**, "**Aurum**" or "**the Company**") is pleased to announce the latest gold intercepts from an ongoing 100,000m diamond drilling program at its 3.22Moz Boundiali Gold Project[1] in Côte d'Ivoire. Aurum received assay results from 22 diamond drill (DD) holes at the BST1 deposit, totalling 5,774.15m, completed as a mix of infill and extensional drilling located on the BST tenement (100% interest).

Key drill intercepts from the latest drilling include[2]:

BST1 (22Mt @ 0.8 g/t Au for 570koz)

- **5.63m @ 31.79 g/t Au** from 32m inc **2.63m @ 67.60 g/t Au** (BSDD0097)
- **3.07m @ 17.20 g/t Au** from 201.93m inc **0.50m @ 104.13 g/t Au** (BSDD0104)
- **2m @ 18.71 g/t Au** from 149m (BSDD0108)
- **4.50m @ 6.65 g/t Au** from 222m inc **3.50m @ 8.42 g/t Au** (BSDD0119)
- **30m @ 0.96 g/t Au** from 174m inc **6m @ 2.05 g/t Au** (BSDD0119)
- **10m @ 2.42 g/t Au** from 185m inc **5.10m @ 4.33 g/t Au** (BSDD0116)
- **20m @ 1.16 g/t Au** from 169m inc **2m @ 6.80 g/t Au** (BSDD0113)
- **9.50m @ 2.25 g/t Au** from 211m inc **2m @ 7.35 g/t Au** (BSDD0116)
- **6.88m @ 3.05 g/t Au** from 0m inc **1.50m @ 13.05 g/t Au** (BSDD0104)
- **17m @ 1.20 g/t Au** from 343m inc **4m @ 3.41 g/t Au** (BSDD0114).

Highlights:

- **Resource growth potential:** Drilling confirms gold mineralisation down dip outside the current MRE at BST1; gold system remains open.
- **130,000m drilling planned for CY2026:** 16 Aurum-owned diamond drill rigs operating to drive resource growth both at **Boundiali** (100,000m) and **Napié** (30,000m drilling to start Q4 CY2026).
- **Next Boundiali MRE update** is targeted for early Q4 CY2026 (drilling cut-off end September 2026).
- **Boundiali Definitive Feasibility Study** (DFS) expected late CY2026.
- Aurum has **4.4Moz gold combined group resources** including flagship **3.22Moz Boundiali Gold Project** and **1.16Moz Napié Gold Project**[3].
- Aurum is well-funded for continued exploration success with **A$54.6M** cash (30 June 2026 unaudited).

Aurum's Managing Director Dr Caigen Wang said: "*These 22 holes form part of the ongoing 100,000m CY2026 Boundiali program, targeting resource growth and higher confidence ahead of the next Boundiali MRE update. These holes have intersected shallow, high-grade mineralisation, including **5.63m @ 31.79 g/t Au** from 32m (BSDD0097). The shear-hosted gold mineralisation at **BST1** shows thick, wide zones with multiple intersections downhole, and as demonstrated in our PFS[4], this style of mineralisation is amenable to open pit mining. We see similar wide zones along the same trend on the BD tenement (**BDT1** and **BDT2**) to the north.*

*With 16 Aurum-owned diamond rigs active across Boundiali, these results will feed directly into our next major resource update, with drilling cut-off targeted for the end of Q3 CY2026 and results early in Q4 CY2026. Drilling at **BST1** is designed*

[1] "Boundiali 3.22 Moz gold - Indicated up 24% to 1.70 Moz" released to the Australian Securities Exchange on 14 May 2026 and available to view on www.asx.com.au
[2] Refer to tables accompanying this report for collar location information and assay results for the new drilling
[3] "Napie Grows to 1.2Moz Au and Aurum reaches 4.2Moz Au" released to the Australian Securities Exchange on 10 April 2026 and available to view on www.asx.com.au
[4] "Boundiali PFS and Maiden Ore Reserve delivered" released to the Australian Securities Exchange on 11 June 2026 and available to view on www.asx.com.au

to materially increase the Indicated Resource (currently 6.9Mt @ 0.9 g/t Au for 190koz) in the next update, which will in turn feed the DFS due late this year.

Our balance sheet remains strong, with A$54.6M cash, enabling us to advance drilling, studies and permitting in parallel. We have made excellent progress this year: achieved environmental approval for a 6Mtpa open pit gold mine in May, followed by delivery of the PFS and Maiden Ore Reserve in June, followed quickly with the appointment of experienced key professionals to our development team.

We now have a clear pathway to grant of the Mining Licences and completion of the DFS later this year, in line with our goal of finalising funding and breaking ground early in 2027 to develop a large-scale open pit gold mine in Côte d'Ivoire, targeting first production in H1 2028.

Boundiali continues to grow in both scale and confidence, and today's results reinforce that trajectory. We look forward to reporting further progress on Boundiali exploration and development through the remainder of 2026 and into 2027."

New drilling at BST1 – Boundiali Gold Project[5]

Aurum has received assay results[6] from 22 diamond drill (DD) holes totalling 5,774.15m, completed as a mix of infill and extensional drilling at **BST1** deposit located on the **BST** tenement (100% interest).

These results are from an ongoing 100,000m Boundiali drilling program (CY2026) aimed at improving resource confidence as well as increasing resources. Aurum will incorporate results into the next MRE update, with drilling cut-off expected at the end of Q3 CY2026 with reporting early in Q4 CY2026.

Details of drill collar locations, assay results and intercepts[7] for the new drilling at Boundiali are provided in Table 1 and Table 2. Plans showing location of the Boundiali Gold Project are presented in **Figure 1** and **Figure 2** and project details in **Figure 3**. A detailed plan showing the latest assay results is presented in **Figure 4** and an example cross section of the latest results is presented in **Figure 5**.

Drilling has returned numerous high-grade gold intersections with most holes reporting multiple zones of gold mineralisation downhole; better results include:

BST1

- **5.63m @ 31.79 g/t Au** from 32m inc **2.63m @ 67.60 g/t Au** (BSDD0097)
- **3.07m @ 17.20 g/t Au** from 201.93m inc **0.50m @ 104.13 g/t Au** (BSDD0104)
- **2m @ 18.71 g/t Au** from 149m (BSDD0108)
- **4.50m @ 6.65 g/t Au** from 222m inc **3.50m @ 8.42 g/t Au** (BSDD0119)
- **30m @ 0.96 g/t Au** from 174m inc **6m @ 2.05 g/t Au** (BSDD0119)
- **10m @ 2.42 g/t Au** from 185m inc **5.10m @ 4.33 g/t Au** (BSDD0116)
- **20m @ 1.16 g/t Au** from 169m inc **2m @ 6.80 g/t Au** (BSDD0113)
- **9.50m @ 2.25 g/t Au** from 211m inc **2m @ 7.35 g/t Au** (BSDD0116)
- **6.88m @ 3.05 g/t Au** from 0m inc **1.50m @ 13.05 g/t Au** (BSDD0104)
- **17m @ 1.20 g/t Au** from 343m inc **4m @ 3.41 g/t Au** (BSDD0114).

These new results are in addition to previous exploration drilling at **BST1** that returned[8]:

- **20m @ 10.45 g/t Au** from 38m (BRC0004S BIS)
- **30m @ 8.30 g/t Au** from 39m (NDC007)
- **28m @ 4.04 g/t Au** from 3m and **6m @ 3.29 g/t Au** from 47m (BRC003)

[5] Refer to About Aurum's Boundiali Gold Project
[6] Refer to Table 1 for collar information and Table 2 for full assay results for the new drilling
[7] All intercepts are reported as downhole lengths using a 0.2 g/t Au cut-off grade with up to 3m consecutive internal dilution and no top cut applied
[8] Predictive Discovery ASX announcements dated 23 June 2016, 25 July 2016, 8 August 2016, 17 May 2017, 29 May 2017, 5 Sep 2017, 27 May 2019 and Turaco Gold's ASX Announcements dated 12 November 2021, 17 June 2022

For personal use only

For personal use only

- **9m @ 7.90 g/t Au** from 99m (BRC006)
- **27m @ 2.42 g/t Au** from 27m (BRC175).

The **BST1** gold deposit, located 19km to the south of **BDT1** on the Nyangboue shear zone, is hosted in a sedimentary package comprising alternating sandstones and shales with minor intraformational conglomerates. Broad zones of lower grade disseminated mineralisation envelope higher grade zones, which are in some instances associated with quartz veining with visible gold. Extensive sulphide and carbonate alteration occurs with higher grade zones being associated with structurally controlled zones of quartz veining. Oxidation extends to approximately 50m vertical depth; the sedimentary protolith is soft and friable.

Gold mineralisation at **BST1** remains open along strike and at depth. True widths for these shallow gold intercepts are estimated at about 60% - 85% of reported downhole lengths. Assay results from these holes will feed the next major Boundiali Mineral Resource update, and follow-up drilling to test the gold mineralisation identified outside the current resource is being planned.

Aurum's drill rigs continue drill activities on the **BM** and **BST tenements**; drilling at Boundiali has so far only targeted the most obvious outcropping anomalies. Aurum believes there remains a high potential for blind discoveries, providing a clear pathway for continued resource growth in CY2026 and beyond.

Next Steps

Aurum will continue to use its strong balance sheet and self-owned drill rig fleet to drive multi-rig drilling activity throughout CY2026 focussed on rapid resource conversion, resource growth and economic de-risking.

1. Boundiali: Moving to Development

- **Drilling (100,000m):** 16 diamond rigs to test strike and depth extensions across **BD, BM, and BST** tenements.
- **Resource Update:** Next major MRE update is targeted for early Q4 CY2026 (drill cut-off end September 2026).
- **DFS Delivery:** Results from 2026 drilling will be incorporated in a **DFS** expected in late 2026.

2. Napié: Scaling the Resource

- **Resource Expansion:** A **30,000m diamond drilling** program is planned to grow the 1.16Moz gold resource.
- **Drilling Efficiency**: Aurum is building an exploration camp close to the Napié gold deposits to reduce operating costs and improve access efficiency.

3. Regional Exploration & Discovery

- **Pipeline Generation:** Scout drilling is planned for the **BD, BM, and BST** tenements to test new targets identified via soil anomalies and geological mapping across the 75km of N-S mineralised corridor.
- **Early-Stage Growth:** Aurum is advancing its **Encore JV**[9] and **Major Star Plus**[10] partnership projects to identify new gold systems in the region.

This update has been authorised by the Board of Aurum Resources Limited.

ENDS

FORWARD-LOOKING STATEMENTS

This ASX release contains forward-looking statements about Aurum Resources Limited's exploration activities, drilling programs, Mineral Resource Estimates, Ore Reserves, the Pre-Feasibility Study and potential Definitive Feasibility Study,

[9] ASX release dated 27 May 2025, Aurum secures strategic Joint Venture to expand Boundiali Gold Project, summarised in "About" section
[10] ASX release dated 1 September 2025, Aurum expands footprint of Boundiali and Napié Gold Projects, summarised in "About" section

For personal use only

project development timelines, and the potential for first gold production. Forward-looking statements are identified by words such as "target", "expected", "planned", "potential", "anticipated", "goal" and similar expressions. These statements are based on the Company's current expectations, assumptions, and estimates as at the date of this release, and are subject to risks and uncertainties that could cause actual results to differ materially from those expressed or implied. Key risks include, but are not limited to: exploration and drilling outcomes; resource and reserve estimation uncertainty; commodity price fluctuations, including the gold price; currency exchange rate movements; the ability to obtain and maintain required regulatory, environmental, and mining approvals; operational and project execution risks; capital and financing risks; geopolitical and sovereign risks associated with operations in Côte d'Ivoire; and broader economic and market conditions. The Ore Reserve and PFS outcomes referred to in this release were prepared in accordance with the JORC Code 2012 and the assumptions underlying those studies are summarised in the relevant ASX announcements (ASX:AUE, 11 June 2026). Those assumptions remain subject to change as the project advances toward a Definitive Feasibility Study and as new information becomes available. Investors and potential investors are cautioned not to place undue reliance on forward-looking statements, which reflect the Company's views only as at the date of this release. The Company undertakes no obligation to update forward-looking statements, whether as a result of new information, future events, or otherwise, except to the extent required by applicable law or ASX Listing Rules.

COMPETENT PERSON'S STATEMENT

The information in this release that relates to Exploration Targets and Exploration Results is based on information compiled by Mr Mark Strizek, a Competent Person who is a Member of The Australasian Institute of Mining and Metallurgy. Mr Strizek has been a Non-Executive Director of the Company since 1 February 2024 and joined as an Executive Director on 1 June 2024. Mr Strizek holds shares in Aurum Resources Limited and holds options and performance rights that have been approved by shareholders of the Company. Mr Strizek has sufficient experience relevant to the style of mineralisation and type of deposit under consideration, and to the activity being undertaken, to qualify as a Competent Person as defined in the 2012 edition of the "Australasian Code for Reporting of Exploration Results, Mineral Resources and Ore Reserves". Mr Strizek consents to the inclusion in this announcement of the matters based on his information in the form and context in which it appears. Additionally, Mr Strizek confirms that the Company is not aware of any new information or data that materially affects the information contained in the ASX releases referred to in this release.

COMPLIANCE STATEMENT

The information in this release that relates to Boundiali Mineral Resources is extracted from the announcement "Boundiali 3.22 Moz gold - Indicated up 24% to 1.70 Moz" released to the Australian Securities Exchange on 14 May 2026 and available to view on www.asx.com.au. The Company confirms that it is not aware of any new information or data that materially affects the information included in the original market announcement and, in the case of estimates of Mineral Resources, that all material assumptions and technical parameters underpinning the estimates in the relevant market announcement continue to apply and have not materially changed. The Company confirms that the form and context in which the Competent Person's findings are presented have not been materially modified from the original market announcement. The information in this release that relates to Boundiali Ore Reserves is extracted from the announcement "Boundiali PFS and Maiden Ore Reserve delivered" released to the Australian Securities Exchange on 11 June 2026 and available to view on www.asx.com.au. The Company confirms that it is not aware of any new information or data that materially affects the information included in the original market announcement and, in the case of estimates of Ore Reserves, that all material assumptions and technical parameters underpinning the estimates in the relevant market announcement continue to apply and have not materially changed. The Company confirms that the form and context in which the Competent Person's findings are presented have not been materially modified from the original market announcement. The information in this report that relates to Napié Mineral Resources is extracted from the announcement "Napie Grows to 1.2Moz Au and Aurum reaches 4.2Moz Au" released to the Australian Securities Exchange on 10 April 2026 and available to view on www.asx.com.au. The Company confirms that it is not aware of any new information or data that materially affects the information included in the original market announcement and, in the case of estimates of Mineral Resources, that all material assumptions and technical parameters underpinning the estimates in the relevant market announcement continue to apply and have not materially changed. The Company

confirms that the form and context in which the Competent Person's findings are presented have not been materially modified from the original market announcement.

PREVIOUSLY REPORTED INFORMATION

This report contains information extracted from ASX market announcements reported in accordance with the 2012 edition of the "Australasian Code for Reporting of Exploration Results, Mineral Resources and Ore Reserves" ("2012 JORC Code") and available for viewing at www.asx.com.au and includes results reported previously and published on ASX platform:

17 Aug 2026, Gold extended at Boundiali BST1 deposit and BST2 prospect (ASX:AUE)
7 Aug 2026, Aurum hits 0.72m @ 367g/t gold at Boundiali BMT3 (ASX:AUE)
28 Jul 2026, Quarterly Activities/Appendix 5B Cash Flow Report (ASX:AUE)
24 Jul 2026, Aurum extends BDT2 gold beyond current resource (ASX:AUE)
29 Jun 2026, Aurum hits 1.7m @ 70.35 g/t gold from 276.5m at BDT2 (ASX:AUE)
17 Jun 2026, AUE adds key personnel to strengthen Boundiali development (ASX:AUE)
11 Jun 2026, Boundiali PFS and Maiden Ore Reserve delivered (ASX:AUE)
25 May 2026, Aurum Receives Environmental Approvals for Boundiali (ASX:AUE)
14 May 2026, Boundiali 3.22 Moz gold - Indicated up 24% to 1.70 Moz (ASX:AUE)
7 May 2026, Aurum hits thick gold intersections at BDT2 (ASX:AUE)
28 Apr 2026, Quarterly Activities/Appendix 5B Cash Flow Report (ASX:AUE)
21 Apr 2026, Aurum hits multiple thick gold intersections at BDT2 (ASX:AUE)
16 Apr 2026, Boundiali BST1 depth extension 220m below current MRE (ASX:AUE)
10 Apr 2026, Napie Grows to 1.2Moz Au and Aurum reaches 4.2Moz Au (ASX:AUE)
23 Mar 2026, Aurum raises $28.8M via Strategic Placement (ASX:AUE)
13 Mar 2026, Half Yearly Report and Accounts (ASX:AUE)
5 Mar 2026, Aurum Hits High-Grade Gold at Napie, Cote d'Ivoire (ASX:AUE)
23 Feb 2026, Boundiali Resource Grows to 3Moz - Indicated Up 49% (ASX:AUE)
16 Feb 2026, Boundiali extends strike and depth at BDT3 and BST1 (ASX:AUE)
5 Feb 2026, High-Grade Extensions at BD Deposits for Resource Growth (ASX:AUE)
28 Jan 2026, Further high-grade intercepts at BMT3 in Boundiali (ASX:AUE)
14 Jan 2026, Boundiali Gold Project produces more good drilling results (ASX:AUE)
7 Jan 2026, Aurum advances Boundiali development with 3 ML Applications (ASX:AUE)
19 Dec 2025, More high grade gold intercepts at BMT3 in Boundiali (ASX:AUE)
11 Dec 2025, Drilling at Napie Extends Gold Mineralisation to 400m Depth (ASX:AUE)
28 Nov 2025, Aurum completes $22.98M Montage share sale (ASX:AUE)
18 Nov 2025, Aurum hits 3.10m @ 70.78 g/t gold from 112.90m at Boundiali (ASX:AUE)
07 Nov 2025, Aurum hits 5m @ 11.07 g/t gold from outside BDT2 resources (ASX:AUE)
06 Nov 2025, Addendum to the 2025 Annual Report (ASX:AUE)
30 Oct 2025, Quarterly Activities/Appendix 5B Cash Flow Report (ASX:AUE)
27 Oct 2025, Aurum hits 0.8m @ 350 g/t gold at Boundiali Gold Project (ASX:AUE)
06 Oct 2025, Boundiali indicated gold resources grows by 53% in two month (ASX:AUE)
29 Sep 2025, Aurum hits 1m @ 152.35 g/t gold from 96m at Boundiali (ASX:AUE)
10 Sep 2025, Aurum hits 17m @ 9.38 g/t gold from 236m at Napie (ASX:AUE)
01 Sep 2025, Aurum expands footprint of Boundiali and Napie Gold Projects (ASX:AUE)
05 Aug 2025, Boundiali Gold Project Resource grows ~50% to 2.41Moz (ASX: AUE)
29 Jul 2025, Encouraging Drilling Results at BD & BST (ASX:AUE)
25 Jul 2025, Aurum hits 1.43m at 234.35 g/t gold from 107m at BMT3 (ASX:AUE)
23 Jul 2025, Quarterly Activities/Appendix 5B Cash Flow Report (ASX:AUE)
15 Jul 2025, 100 million share placement to strategic investors completed (ASX:AUE)
27 Jun 2025, Aurum commenced 30,000m diamond drilling at Napié (ASX:AUE)
17 Jun 2025, AUE hits 66m @ 1.07g/t gold from 33m @ Boundiali BD tenement (ASX:AUE)
27 May 25, AUE expands Boundiali Gold Project exploration ground (ASX:AUE)
21 May 25, AUE hits 34m @ 2.32g/t gold from 56m @ Boundiali BD tenement (ASX:AUE)
13 May 25, Assay Results at Boundiali BM Tenement (Amended) (ASX:AUE)
13 May 25, Aurum hits 73.10 g/t gold at Boundiali BM tenement (ASX:AUE)
07 May 2025, Aurum to raise $35.6 million from strategic investment (ASX:AUE)
16 Apr 2025, AUE hits 89m @ 2.42 g/t gold at 1.59Moz Boundiali Project (ASX:AUE)
08 Apr 2025, AUE to start diamond drilling at Boundiali South tenement (ASX:AUE)
31 Mar 2025, AUE to commence environmental study - Boundiali Gold Project (ASX:AUE)
27 Mar 2025, Aurum hits 83m@4.87 g/t Au at 1.59Moz Boundiali Project (ASX:AUE)
19 Mar 2025, Hits 4m at 54.64 g/t Au outside 1.59Moz Boundiali MRE area (ASX:AUE)
14 Mar 2025, Half Yearly Report and Accounts (ASX:AUE)
7 Mar 25, Investor Presentation March 2025 (ASX:AUE)
6 Mar 25, AUE Completes Acquisition of Mako Gold Limited (ASX:AUE)
27 Feb 25, 12m at 22.02g/t from 145m outside 1.59Moz Boundiali MRE area (ASX:AUE)
21 Feb 2025, 8m at 8.23g/t from 65m outside 1.59Moz Boundiali MRE area (ASX:AUE)
4 Feb 2025, Napié Project Listing Rule 5.6 Disclosure (Amended) (ASX:AUE)
3 Feb 2025, Mako Takeover Offer Closes (ASX:AUE)
31 Jan 2025, Drill Collar Table Addendum (ASX:AUE)
31 Jan 2025, Change in substantial holding for MKG (ASX:AUE)
31 Jan 2025, Quarterly Activities/Appendix 5B Cash Flow Report (ASX:AUE)
30 Jan 2025, Aurum hits 150 g/t gold at Boundiali, Côte d'Ivoire (ASX:AUE)
29 Jan 2025, MKG - Suspension of Trading and Delisting From ASX (ASX:AUE)
24 Jan 2025, Compulsory Acquisition Notice Mako Takeover (ASX:AUE)
24 Jan 2025, Non-Binding MoU with SANY Heavy Equipment Co (ASX:AUE)
23 Jan 2025, Change in substantial holding for MKG (ASX:AUE)
9 Jan 2025, Best and Final offer for Mako Gold Limited (ASX:AUE)
31 Dec 2024, Boundiali Project Maiden Resource delivers 1.6 Moz (amended) (ASX:AUE)
30 Dec 2024, Boundiali Gold Project Maiden Resource delivers 1.6 Moz (ASX:AUE)
24 Dec 2024, Change in substantial holding for MKG (ASX:AUE)
23 Dec 2024, AUE achieves in excess of 95% gold recoveries from Boundiali (ASX:AUE)
18 Dec 2024, Aurum hits 277 g/t gold at Boundiali BM Target 3
13 Dec 2024, Change of Directors and Addition of Joint Company Secretary (ASX:AUE & ASX:MKG)
6 Dec 2024, AUE receives firm commitments for A$10 million placement (ASX:AUE)
29 Nov 2024, Aurum earns 80% interest in Boundiali BM tenement (ASX:AUE)
28 Nov 2024, AUE appoints Mr. Steve Zaninovich as Non-Executive Director (ASX:AUE)
22 Nov 2024, AUE Declares Takeover Offer for all MKG Shares Unconditional (ASX:AUE)
15 Nov 2024, Supplementary Bidders Statement (ASX:AUE)
11 Nov 2024, Aurum hits 36 g/t gold at BM T1 of 2.5km strike (ASX:AUE)
30 Oct 2024, Bidders Statement (ASX:AUE)
16 Oct 2024, Recommended Takeover of Mako Gold By Aurum Resources (ASX:AUE)
09 Sep 2024, Aurum earns 51% interest in Boundiali BM tenement (ASX:AUE)
05 Sep 2024, AUE hits 40m at 1.03 g/t gold at Boundiali BD Target 1 (ASX:AUE)
03 Sep 2024, Boundiali South Exploration Licence Renewed (ASX:AUE)
07 Aug 2024, Aurum to advance met studies for Boundiali Gold Project (ASX:AUE)
22 July 2024, Prelim metallurgical tests deliver up to 99% gold recovery (ASX:AUE)
17 June 2024, Aurum hits 69m at 1.05 g/t gold at Boundiali BD Target 1 (ASX:AUE)
28 May 2024, AUE hits 163 g/t gold in 12m @ 14.56 g/t gold at BD Target 1 (ASX:AUE)
24 May 2024, Aurum hits 74m @ 1.0 g/t gold at Boundiali BD Target 2 (ASX:AUE)
15 May 2024, Aurum expands Boundiali Gold Project footprint (ASX:AUE)
10 May 2024, AUE hits 90m @ 1.16 g/t gold at Boundiali BD Target 1 (ASX:AUE)
01 May 2024, Aurum Appoints Country Manager in Côte d'Ivoire (ASX:AUE)
23 April 2024, AUE drilling hits up to 45 g/t gold at Boundiali BD Target 2 (ASX:AUE)
19 March 2024, AUE signs binding term sheet for 100% of Boundiali South (ASX:AUE)
12 March 2024, AUE hits 73m at 2.15g/t Inc. 1m at 72g/t gold at Boundiali (ASX:AUE)
01 March 2024, Aurum hits 4m at 22 g/t gold in Boundiali diamond drilling (ASX:AUE)
22 Jan 2024, Aurum hits shallow, wide gold intercepts at Boundiali, Côte d'Ivoire (ASX: AUE)
21 December 2023, Rapid Drilling at Boundiali Gold Project (ASX.AUE)
21 November 2023, AUE Acquisition Presentation (ASX.AUE)
21 June 2021, Notice of General Meeting/Proxy Form (MSR.ASX)
21 May 2021, PlusOr to Acquire 6194 sq kms Ground Position in Côte d'Ivoire (MSR.ASX)
22 August 2019, Boundiali RC Drill Results Continue to Impress (PDI.ASX)
15 July 2019, RC, Trench Results Grow Boundiali Potential In Côte D'Ivoire (PDI.ASX)
27 May 2019, New Drill Results Strengthen Boundiali Project Côte D'Ivoire (PDI.ASX)
16 January 2019, PDI-Toro JV Sharpens Focus with Major Drilling Program (PDI.ASX)
26 Nov 2018, Boundiali North - Large Coherent Gold Anomalies in 14km Zone (PDI.ASX)

The Company confirms that it is not aware of any new information or data that materially affects the information included in the previous announcements.

For personal use only

For personal use only

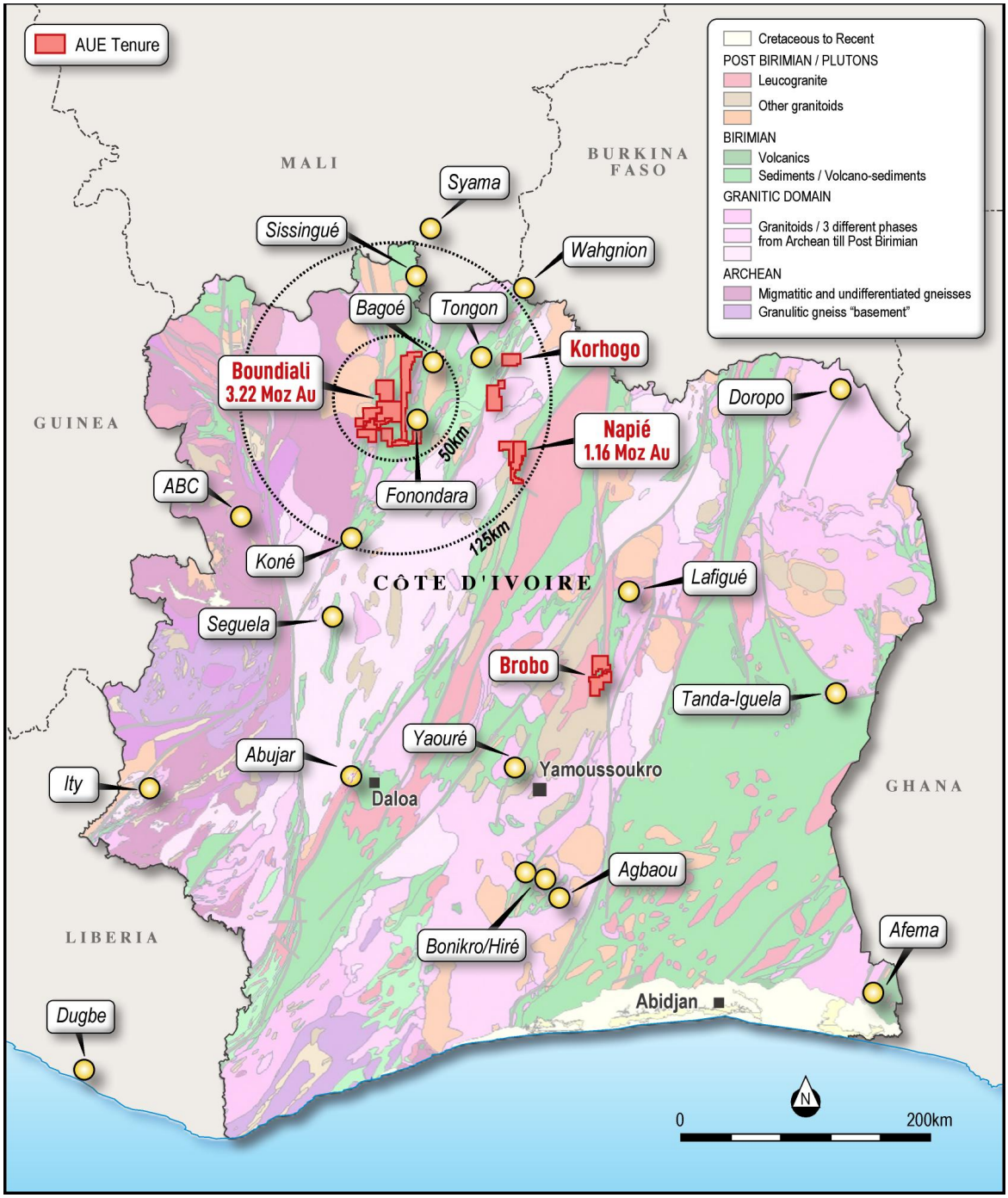

Figure 1: Location of Aurum's projects in Côte d'Ivoire

For personal use only

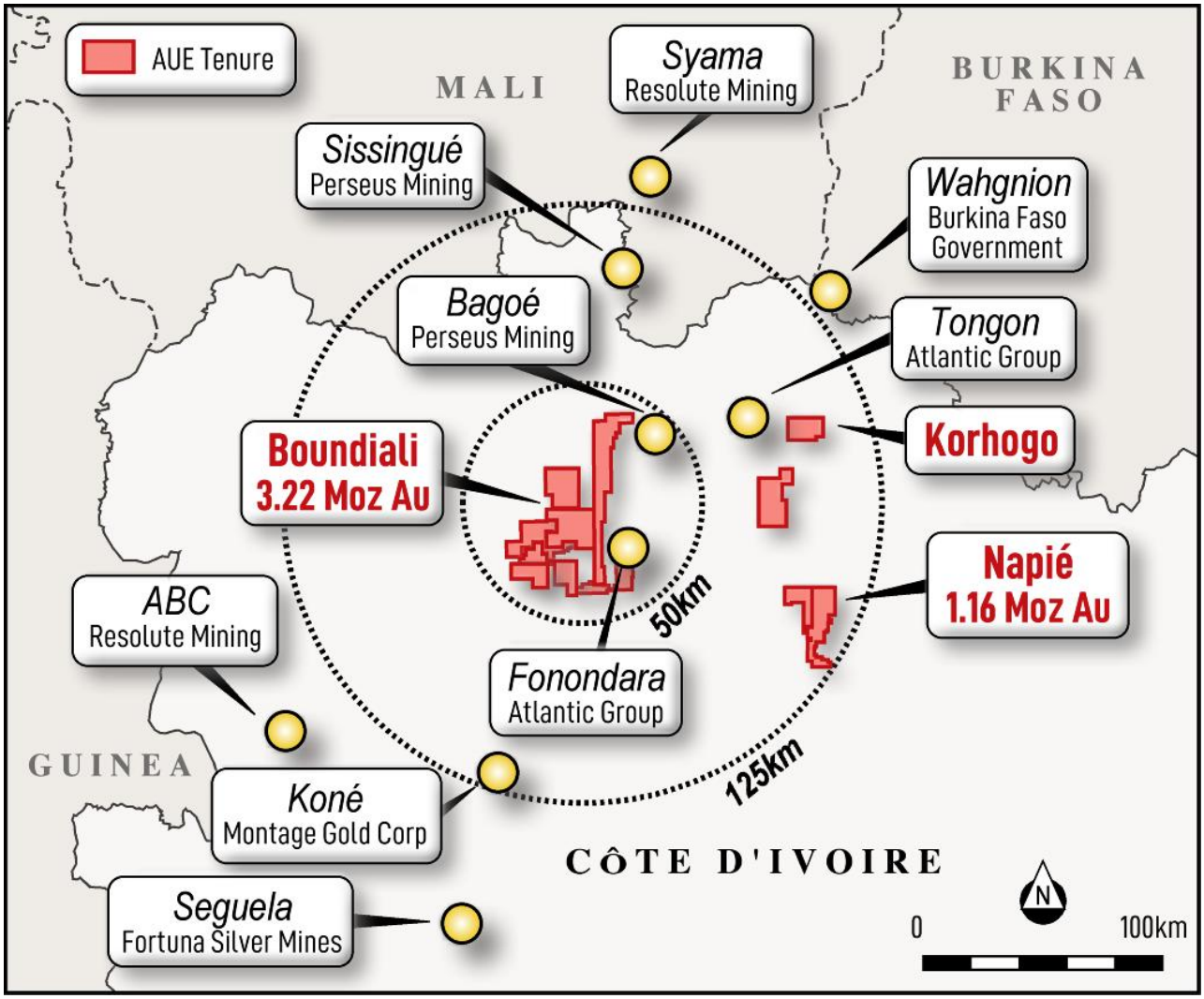

Figure 2: Location of Aurum's Boundiali and Napié gold projects in Côte d'Ivoire

For personal use only

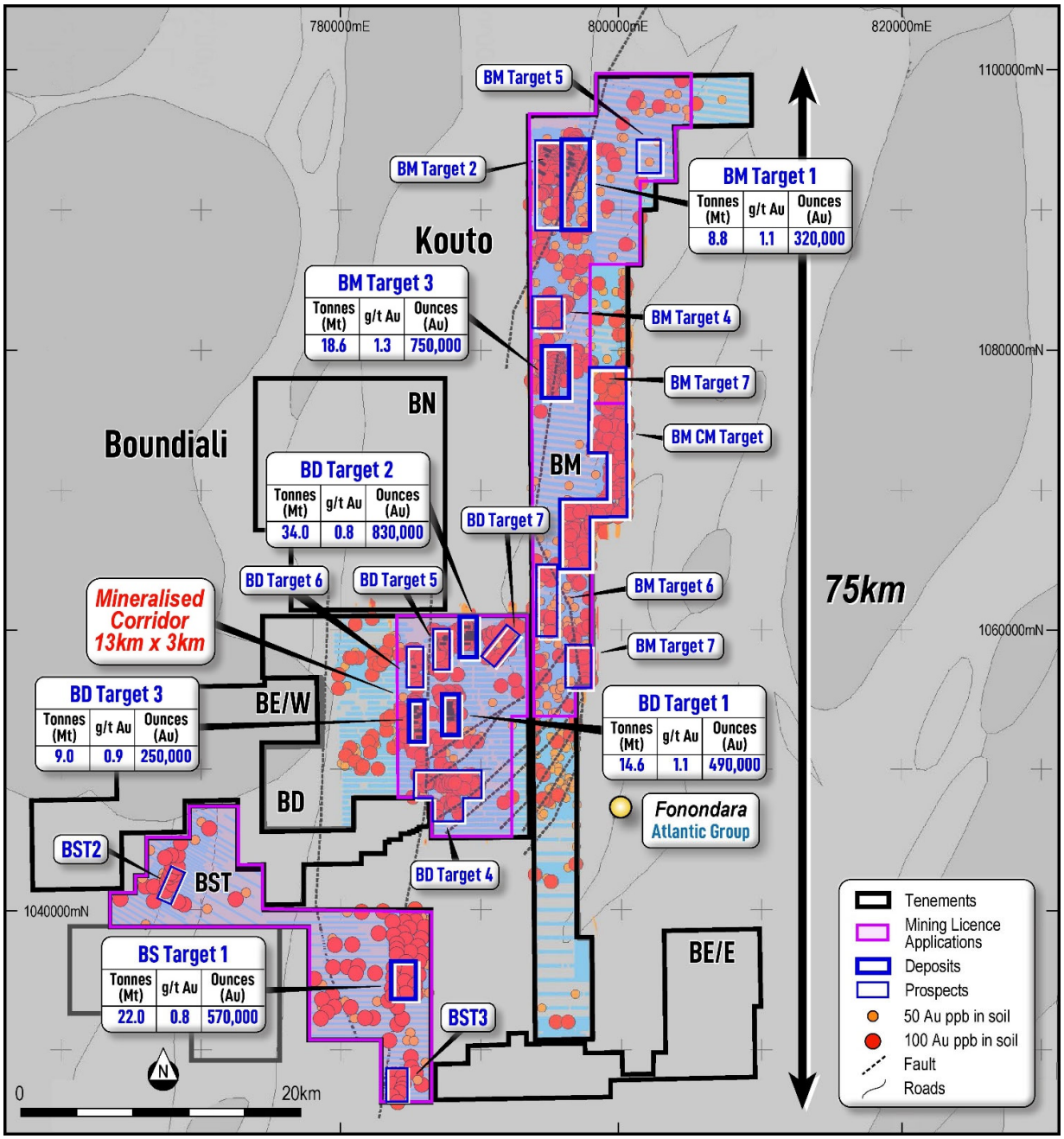

Figure 3: Aurum's Boundiali Gold Project

For personal use only

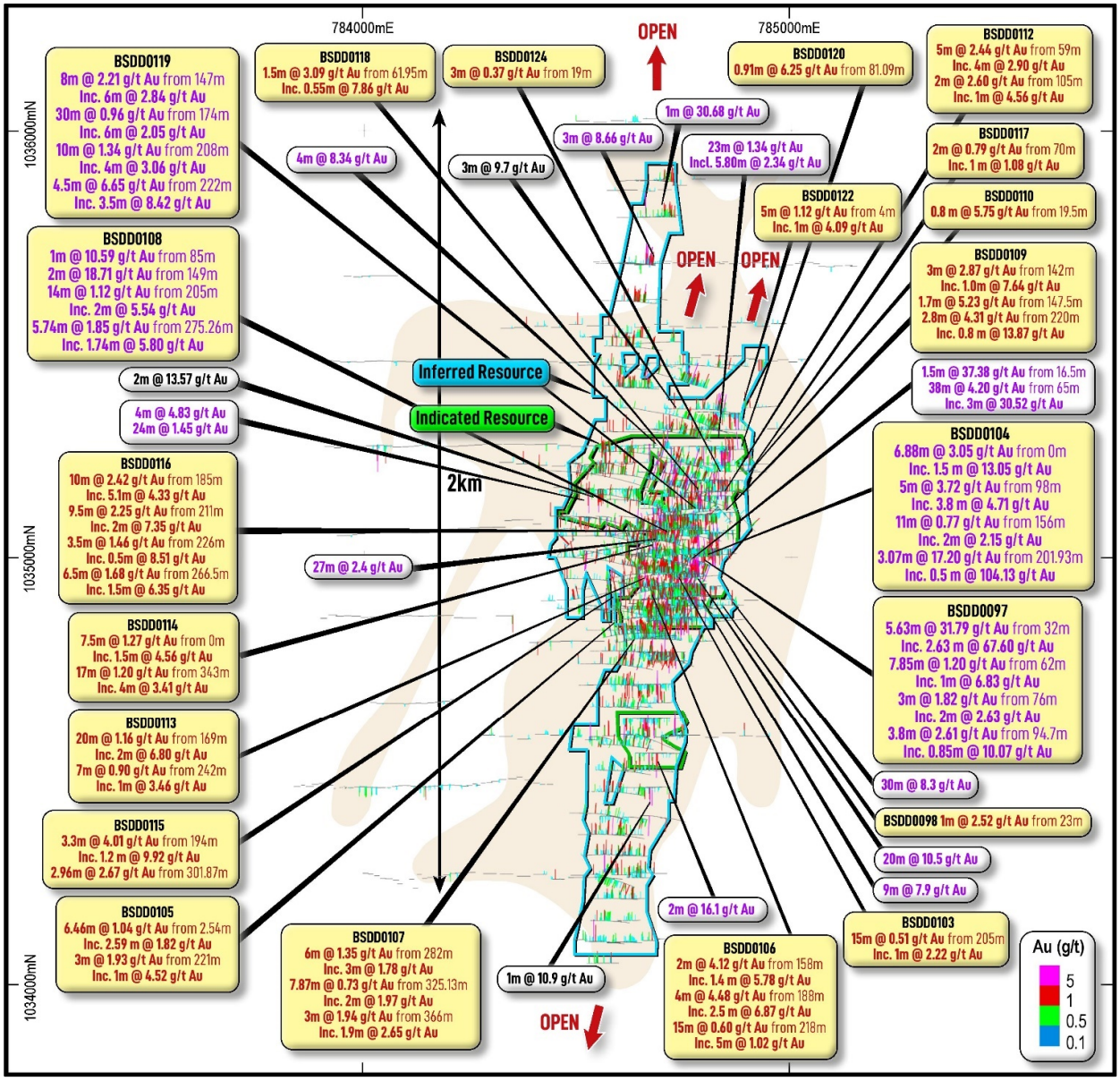

Figure 4: Plan view showing new drill results (yellow) for the BST1[11]

[11] Only showing selected new intercepts, full list of new intercepts included in assay results table

For personal use only

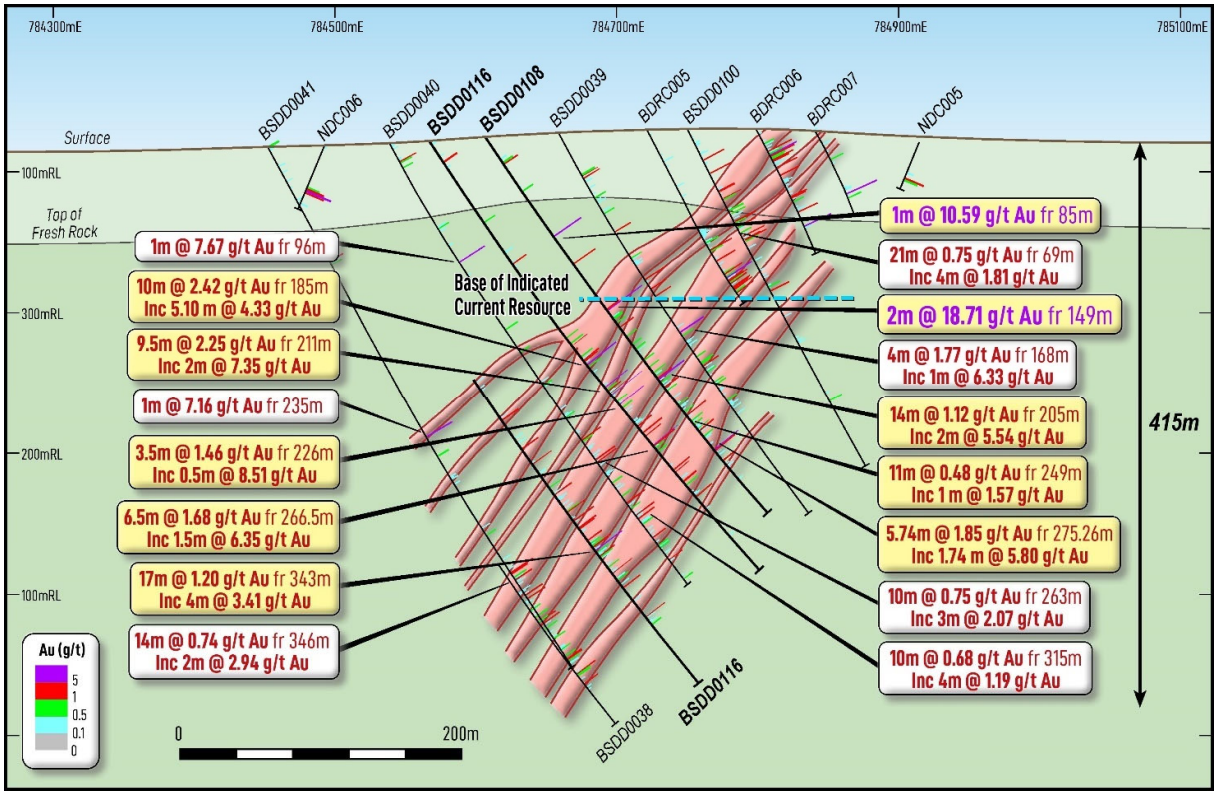

Figure 5: Cross Section looking north (+/-25m) showing new drill results (yellow) for BST1[12]

[12] Only showing new intercepts greater than 5 gold gram metres, full list of new intercepts included in assay results table

For personal use only

Table 1: Drill collar information for new holes drilled at Boundiali (BST1)

Hole ID	UTM East Zone 29N	UTM North Zone 29N	Elevation (m)	Depth (m)	Azi deg	Dip deg	Deposit	Type
BSDD0097	784,768	1,035,000	428	215.70	87	-60	BST1	DD
BSDD0098	784,808	1,034,900	418	98.10	90	-55		
BSDD0103	784,608	1,034,948	430	317.70	81	-55		
BSDD0104	784,684	1,035,000	427	255.30	84	-62		
BSDD0105	784,568	1,034,850	418	316.05	84	-63		
BSDD0106	784,568	1,034,900	424	330.30	81	-58		
BSDD0107	784,508	1,034,800	413	477.75	78	-65		
BSDD0108	784,607	1,035,050	424	335.15	81	-55		
BSDD0109	784,739	1,035,100	421	243.55	84	-60		
BSDD0110	784,889	1,035,200	416	93.60	90	-55		
BSDD0112	784,789	1,035,150	418	214.05	84	-57		
BSDD0113	784,568	1,034,950	429	364.80	81	-58		
BSDD0114	784,488	1,035,000	421	471.45	78	-56		
BSDD0115	784,488	1,034,901	430	393.60	81	-58		
BSDD0116	784,568	1,035,050	420	383.45	81	-55		
BSDD0117	784,848	1,035,200	416	132.90	87	-55		
BSDD0118	784,744	1,035,150	418	257.70	84	-57		
BSDD0119	784,661	1,035,099	421	303.70	81	-56		
BSDD0120	784,835	1,035,250	416	158.45	87	-60		
BSDD0121	784,929	1,035,301	415	101.55	90	-55		
BSDD0122	784,889	1,035,350	414	145.90	87	-55		
BSDD0124	784,810	1,035,200	416	163.40	87	-56		
22 holes				**5,774.15m**			**Total**	

For personal use only

Table 2: Significant assay results for new holes drilled at Boundiali (BST1)[13]

Deposit	Hole ID	From	To	Interval	Au (ppm)	Sig Int > 0.2 g/t Au	m*g/t Au (gpm)	Sig Int >1 g/t Au
BST1	BSDD0097	0.00	1.50	1.50	0.145			
BST1	BSDD0097	1.50	3.00	1.50	0.339	4.50m @ 0.26 g/t Au	1.2	
BST1	BSDD0097	3.00	4.50	1.50	0.279			
BST1	BSDD0097	4.50	5.00	0.50	0.115			
BST1	BSDD0097	5.00	6.00	1.00	0.203			
BST1	BSDD0097	6.00	6.96	0.96	0.198			
BST1	BSDD0097	7.95	9.00	1.05	**2.962**	**1.05m @ 2.96 g/t Au**	**3.1**	**1.05m @ 2.96 g/t Au**
BST1	BSDD0097	9.00	10.10	1.10	0.131			
BST1	BSDD0097	11.14	12.00	0.86	0.137			
BST1	BSDD0097	19.00	20.00	1.00	0.147			
BST1	BSDD0097	20.00	21.00	1.00	0.357	1.00m @ 0.36 g/t Au	0.4	
BST1	BSDD0097	22.50	24.00	1.50	0.408	1.50m @ 0.41 g/t Au	0.6	
BST1	BSDD0097	30.79	32.00	1.21	0.163			
BST1	BSDD0097	32.00	33.00	1.00	0.646	**5.63m @ 31.79 g/t Au**	**179.0**	
BST1	BSDD0097	33.00	34.00	1.00	0.151			
BST1	BSDD0097	34.00	35.50	1.50	**15.328**			**2.63m @ 67.60 g/t Au**
BST1	BSDD0097	35.50	36.63	1.13	**136.986**			
BST1	BSDD0097	36.63	37.63	1.00	0.377			
BST1	BSDD0097	39.86	41.16	1.30	0.847	1.30m @ 0.85 g/t Au	1.1	
BST1	BSDD0097	42.47	43.00	0.53	0.145			
BST1	BSDD0097	43.00	44.20	1.20	0.529	1.20m @ 0.53 g/t Au	0.6	
BST1	BSDD0097	45.77	47.00	1.23	0.463	2.23m @ 0.42 g/t Au	0.9	
BST1	BSDD0097	47.00	48.00	1.00	0.369			
BST1	BSDD0097	56.05	57.00	0.95	**1.251**	1.95m @ 0.72 g/t Au	1.4	**0.95m @ 1.25 g/t Au**
BST1	BSDD0097	57.00	58.00	1.00	0.209			
BST1	BSDD0097	59.00	59.59	0.59	0.135			
BST1	BSDD0097	62.00	63.00	1.00	**6.829**	**7.85m @ 1.20 g/t Au**	**9.4**	**1.00m @ 6.83 g/t Au**
BST1	BSDD0097	63.00	64.00	1.00	0.495			
BST1	BSDD0097	64.00	65.00	1.00	0.127			
BST1	BSDD0097	65.00	66.00	1.00	0.450			
BST1	BSDD0097	66.00	67.00	1.00	0.517			
BST1	BSDD0097	67.00	68.00	1.00	0.028			
BST1	BSDD0097	68.00	69.00	1.00	0.538			
BST1	BSDD0097	69.00	69.85	0.85	0.548			
BST1	BSDD0097	76.00	77.00	1.00	0.200	**3.00m @ 1.82 g/t Au**	**5.5**	
BST1	BSDD0097	77.00	78.00	1.00	**3.525**			**2.00m @ 2.63 g/t Au**
BST1	BSDD0097	78.00	79.00	1.00	**1.742**			
BST1	BSDD0097	80.00	81.00	1.00	0.112			
BST1	BSDD0097	87.00	88.00	1.00	**2.463**	**2.00m @ 1.56 g/t Au**	**3.1**	**1.00m @ 2.46 g/t Au**
BST1	BSDD0097	88.00	89.00	1.00	0.666			
BST1	BSDD0097	91.00	92.00	1.00	0.111			
BST1	BSDD0097	92.00	93.00	1.00	0.119			
BST1	BSDD0097	94.70	95.55	0.85	**10.068**	**3.80m @ 2.61 g/t Au**	**9.9**	**0.85m @ 10.07 g/t Au**
BST1	BSDD0097	95.55	97.00	1.45	0.327			
BST1	BSDD0097	97.00	98.00	1.00	0.008			
BST1	BSDD0097	98.00	98.50	0.50	**1.774**			**0.50m @ 1.77 g/t Au**
BST1	BSDD0097	98.50	99.00	0.50	0.104			
BST1	BSDD0097	112.00	113.26	1.26	0.181			

[13] 0.2 g/t Au cut off used with up to 3m consecutive internal dilution and no top cut applied

For personal use only

Deposit	Hole ID	From	To	Interval	Au (ppm)	Sig Int > 0.2 g/t Au	m*g/t Au (gpm)	Sig Int >1 g/t Au
BST1	BSDD0097	114.00	115.00	1.00	0.309	1.00m @ 0.31 g/t Au	0.3	
BST1	BSDD0097	116.00	117.00	1.00	0.198			
BST1	BSDD0097	118.00	119.00	1.00	**1.121**	**5.00m @ 0.98 g/t Au**	**4.9**	**1.00m @ 1.12 g/t Au**
BST1	BSDD0097	119.00	120.00	1.00	0.860			
BST1	BSDD0097	120.00	121.00	1.00	0.077			
BST1	BSDD0097	121.00	122.00	1.00	0.008			
BST1	BSDD0097	122.00	123.00	1.00	**2.829**			**1.00m @ 2.83 g/t Au**
BST1	BSDD0097	129.00	130.00	1.00	0.180			
BST1	BSDD0097	130.00	131.00	1.00	**1.391**	1.00m @ 1.39 g/t Au	1.4	**1.00m @ 1.39 g/t Au**
BST1	BSDD0097	133.00	134.00	1.00	0.191			
BST1	BSDD0097	134.00	135.00	1.00	0.114			
BST1	BSDD0097	138.00	139.00	1.00	0.113			
BST1	BSDD0097	139.00	140.00	1.00	0.103			
BST1	BSDD0097	140.00	141.00	1.00	0.486	1.00m @ 0.49 g/t Au	0.5	
BST1	BSDD0097	143.00	144.00	1.00	0.103			
BST1	BSDD0097	147.00	148.00	1.00	0.215	1.00m @ 0.21 g/t Au	0.2	
BST1	BSDD0097	148.00	149.00	1.00	0.110			
BST1	BSDD0098	0.00	0.57	0.57	0.237	0.57m @ 0.24 g/t Au	0.1	
BST1	BSDD0098	2.11	3.00	0.89	0.221	0.89m @ 0.22 g/t Au	0.2	
BST1	BSDD0098	3.00	3.68	0.68	0.158			
BST1	BSDD0098	22.00	23.00	1.00	0.171			
BST1	BSDD0098	23.00	24.00	1.00	**2.515**	**1.00m @ 2.52 g/t Au**	**2.5**	**1.00m @ 2.52 g/t Au**
BST1	BSDD0098	34.50	36.00	1.50	0.159			
BST1	BSDD0098	37.50	39.00	1.50	0.121			
BST1	BSDD0098	72.00	73.00	1.00	0.173			
BST1	BSDD0098	73.00	74.00	1.00	0.122			
BST1	BSDD0098	74.00	75.00	1.00	0.209	1.00m @ 0.21 g/t Au	0.2	
BST1	BSDD0098	76.00	77.00	1.00	0.126			
BST1	BSDD0098	78.00	79.00	1.00	0.109			
BST1	BSDD0103	0.00	1.10	1.10	0.120			
BST1	BSDD0103	65.00	66.00	1.00	0.760	4.00m @ 0.51 g/t Au	2.1	
BST1	BSDD0103	66.00	67.00	1.00	0.150			
BST1	BSDD0103	67.00	68.00	1.00	0.050			
BST1	BSDD0103	68.00	69.00	1.00	**1.090**			**1.00m @ 1.09 g/t Au**
BST1	BSDD0103	69.00	70.00	1.00	0.170			
BST1	BSDD0103	91.00	92.00	1.00	0.110			
BST1	BSDD0103	118.00	119.00	1.00	0.150			
BST1	BSDD0103	121.00	122.00	1.00	0.270	3.00m @ 0.53 g/t Au	1.6	
BST1	BSDD0103	122.00	123.00	1.00	0.250			
BST1	BSDD0103	123.00	124.00	1.00	**1.080**			**1.00m @ 1.08 g/t Au**
BST1	BSDD0103	128.00	129.00	1.00	**1.790**	3.00m @ 0.77 g/t Au	2.3	**1.00m @ 1.79 g/t Au**
BST1	BSDD0103	129.00	130.00	1.00	0.100			
BST1	BSDD0103	130.00	131.00	1.00	0.410			
BST1	BSDD0103	131.00	132.00	1.00	0.120			
BST1	BSDD0103	134.00	135.00	1.00	0.380	3.40m @ 0.38 g/t Au	1.3	
BST1	BSDD0103	135.00	136.00	1.00	0.540			
BST1	BSDD0103	136.00	137.40	1.40	0.260			
BST1	BSDD0103	146.35	147.00	0.65	**1.980**	0.65m @ 1.98 g/t Au	1.3	**0.65m @ 1.98 g/t Au**
BST1	BSDD0103	148.00	149.00	1.00	0.150			
BST1	BSDD0103	150.00	151.00	1.00	0.220	1.00m @ 0.22 g/t Au	0.2	
BST1	BSDD0103	153.00	154.00	1.00	0.310	6.00m @ 0.28 g/t Au	1.7	
BST1	BSDD0103	154.00	155.00	1.00	0.010			
BST1	BSDD0103	155.00	156.00	1.00	0.490			
BST1	BSDD0103	156.00	157.00	1.00	0.010			
BST1	BSDD0103	157.00	158.00	1.00	0.610			

For personal use only

Deposit	Hole ID	From	To	Interval	Au (ppm)	Sig Int > 0.2 g/t Au	m*g/t Au (gpm)	Sig Int >1 g/t Au
BST1	BSDD0103	158.00	159.00	1.00	0.240			
BST1	BSDD0103	159.00	160.00	1.00	0.190			
BST1	BSDD0103	161.00	162.00	1.00	0.120			
BST1	BSDD0103	162.00	163.00	1.00	0.230	**12.00m @ 0.39 g/t Au**	**4.6**	
BST1	BSDD0103	163.00	164.00	1.00	0.360			
BST1	BSDD0103	164.00	165.00	1.00	0.380			
BST1	BSDD0103	165.00	166.00	1.00	0.620			
BST1	BSDD0103	166.00	167.00	1.00	0.110			
BST1	BSDD0103	167.00	168.00	1.00	0.280			
BST1	BSDD0103	168.00	169.00	1.00	0.010			
BST1	BSDD0103	169.00	170.00	1.00	0.810			
BST1	BSDD0103	170.00	171.00	1.00	0.100			
BST1	BSDD0103	171.00	172.00	1.00	0.890			
BST1	BSDD0103	172.00	173.00	1.00	0.410			
BST1	BSDD0103	173.00	174.00	1.00	0.440			
BST1	BSDD0103	177.00	178.00	1.00	0.270	**6.79m @ 0.52 g/t Au**	**3.6**	
BST1	BSDD0103	178.00	179.00	1.00	0.010			
BST1	BSDD0103	179.00	180.00	1.00	0.170			
BST1	BSDD0103	180.00	181.00	1.00	**1.550**			**1.00m @ 1.55 g/t Au**
BST1	BSDD0103	181.00	182.00	1.00	0.290			
BST1	BSDD0103	182.00	183.00	1.00	0.400			
BST1	BSDD0103	183.00	183.79	0.79	**1.100**			**0.79m @ 1.10 g/t Au**
BST1	BSDD0103	190.66	192.00	1.34	0.220	1.34m @ 0.22 g/t Au	0.3	
BST1	BSDD0103	193.00	194.00	1.00	0.140			
BST1	BSDD0103	196.00	197.00	1.00	0.470	**3.00m @ 1.25 g/t Au**	**3.8**	
BST1	BSDD0103	197.00	198.00	1.00	**1.300**			**2.00m @ 1.64 g/t Au**
BST1	BSDD0103	198.00	199.00	1.00	**1.980**			
BST1	BSDD0103	201.00	202.00	1.00	0.170			
BST1	BSDD0103	202.00	203.00	1.00	0.250	1.00m @ 0.25 g/t Au	0.3	
BST1	BSDD0103	203.00	204.00	1.00	0.120			
BST1	BSDD0103	204.00	205.00	1.00	0.150			
BST1	BSDD0103	205.00	206.00	1.00	0.200	**15.00m @ 0.51 g/t Au**	**7.7**	
BST1	BSDD0103	206.00	207.00	1.00	0.060			
BST1	BSDD0103	207.00	208.00	1.00	0.310			
BST1	BSDD0103	208.00	209.00	1.00	**2.220**			**1.00m @ 2.22 g/t Au**
BST1	BSDD0103	209.00	210.00	1.00	0.540			
BST1	BSDD0103	210.00	211.00	1.00	0.090			
BST1	BSDD0103	211.00	212.00	1.00	0.010			
BST1	BSDD0103	212.00	213.00	1.00	0.570			
BST1	BSDD0103	213.00	214.00	1.00	0.280			
BST1	BSDD0103	214.00	215.00	1.00	0.280			
BST1	BSDD0103	215.00	216.00	1.00	0.010			
BST1	BSDD0103	216.00	217.00	1.00	0.640			
BST1	BSDD0103	217.00	218.00	1.00	0.330			
BST1	BSDD0103	218.00	219.00	1.00	0.870			
BST1	BSDD0103	219.00	220.00	1.00	**1.280**			**1.00m @ 1.28 g/t Au**
BST1	BSDD0103	220.00	221.00	1.00	0.100			
BST1	BSDD0103	221.00	222.00	1.00	0.120			
BST1	BSDD0103	225.00	226.00	1.00	0.140			
BST1	BSDD0103	226.00	227.00	1.00	0.620	4.00m @ 0.57 g/t Au	2.3	
BST1	BSDD0103	227.00	228.00	1.00	0.560			
BST1	BSDD0103	228.00	229.00	1.00	0.870			
BST1	BSDD0103	229.00	230.00	1.00	0.230			
BST1	BSDD0103	236.00	237.00	1.00	0.450	4.67m @ 0.46 g/t Au	2.1	
BST1	BSDD0103	237.00	238.00	1.00	0.010			

aurum resources

For personal use only

Deposit	Hole ID	From	To	Interval	Au (ppm)	Sig Int > 0.2 g/t Au	m*g/t Au (gpm)	Sig Int >1 g/t Au
BST1	BSDD0103	238.00	239.00	1.00	0.200			
BST1	BSDD0103	239.00	240.00	1.00	0.710			
BST1	BSDD0103	240.00	240.67	0.67	**1.160**			**0.67m @ 1.16 g/t Au**
BST1	BSDD0104	0.00	1.50	1.50	0.400			
BST1	BSDD0104	1.50	3.00	1.50	**13.050**			**1.50m @ 13.05 g/t Au**
BST1	BSDD0104	3.00	4.50	1.50	0.230	**6.88m @ 3.05 g/t Au**	**21.0**	
BST1	BSDD0104	4.50	6.00	1.50	0.140			
BST1	BSDD0104	6.00	6.88	0.88	0.320			
BST1	BSDD0104	12.50	13.50	1.00	0.210	1.00m @ 0.21 g/t Au	0.2	
BST1	BSDD0104	18.50	19.50	1.00	0.140			
BST1	BSDD0104	21.40	22.90	1.50	0.510	1.50m @ 0.51 g/t Au	0.8	
BST1	BSDD0104	24.00	25.00	1.00	0.390	1.00m @ 0.39 g/t Au	0.4	
BST1	BSDD0104	25.00	26.50	1.50	0.110			
BST1	BSDD0104	36.00	37.00	1.00	0.310	1.00m @ 0.31 g/t Au	0.3	
BST1	BSDD0104	39.00	40.10	1.10	0.300	1.10m @ 0.30 g/t Au	0.3	
BST1	BSDD0104	40.10	40.65	0.55	0.120			
BST1	BSDD0104	40.65	42.00	1.35	0.140			
BST1	BSDD0104	43.00	44.00	1.00	**1.820**			**1.00m @ 1.82 g/t Au**
BST1	BSDD0104	44.00	45.00	1.00	0.330	**4.00m @ 0.88 g/t Au**	**3.5**	
BST1	BSDD0104	45.00	46.00	1.00	0.760			
BST1	BSDD0104	46.00	47.00	1.00	0.610			
BST1	BSDD0104	48.00	49.00	1.00	0.140			
BST1	BSDD0104	49.00	50.00	1.00	0.140			
BST1	BSDD0104	50.00	51.00	1.00	**1.160**			**1.00m @ 1.16 g/t Au**
BST1	BSDD0104	51.00	52.00	1.00	0.010	3.00m @ 0.49 g/t Au	1.5	
BST1	BSDD0104	52.00	53.00	1.00	0.310			
BST1	BSDD0104	56.00	57.00	1.00	0.500	1.00m @ 0.50 g/t Au	0.5	
BST1	BSDD0104	57.00	58.00	1.00	0.190			
BST1	BSDD0104	58.00	59.00	1.00	0.180			
BST1	BSDD0104	59.00	60.00	1.00	0.120			
BST1	BSDD0104	60.00	61.00	1.00	**2.550**			**1.00m @ 2.55 g/t Au**
BST1	BSDD0104	61.00	62.00	1.00	0.770			
BST1	BSDD0104	62.00	62.95	0.95	0.010	**5.00m @ 0.78 g/t Au**	**3.9**	
BST1	BSDD0104	62.95	64.00	1.05	0.030			
BST1	BSDD0104	64.00	65.00	1.00	0.540			
BST1	BSDD0104	68.00	69.00	1.00	0.120			
BST1	BSDD0104	70.00	71.00	1.00	0.330			
BST1	BSDD0104	71.00	72.00	1.00	0.780	3.64m @ 0.65 g/t Au	2.4	
BST1	BSDD0104	72.00	73.00	1.00	0.970			
BST1	BSDD0104	73.00	73.64	0.64	0.430			
BST1	BSDD0104	73.64	75.00	1.36	0.130			
BST1	BSDD0104	77.00	78.00	1.00	0.100			
BST1	BSDD0104	82.00	83.00	1.00	0.140			
BST1	BSDD0104	83.00	84.05	1.05	0.380	1.05m @ 0.38 g/t Au	0.4	
BST1	BSDD0104	88.61	90.00	1.39	0.480			
BST1	BSDD0104	90.00	91.00	1.00	**2.010**			**1.00m @ 2.01 g/t Au**
BST1	BSDD0104	91.00	92.00	1.00	0.160	**4.92m @ 0.75 g/t Au**	**3.7**	
BST1	BSDD0104	92.00	93.00	1.00	0.060			
BST1	BSDD0104	93.00	93.53	0.53	**1.500**			**0.53m @ 1.50 g/t Au**
BST1	BSDD0104	93.53	94.50	0.97	0.150			
BST1	BSDD0104	94.50	95.00	0.50	0.130			
BST1	BSDD0104	98.00	99.00	1.00	**1.070**			
BST1	BSDD0104	99.00	100.00	1.00	0.990	**5.00m @ 3.72 g/t Au**	**18.6**	**3.80m @ 4.71 g/t Au**
BST1	BSDD0104	100.00	101.30	1.30	**3.590**			
BST1	BSDD0104	101.30	101.80	0.50	**22.370**			

Deposit	Hole ID	From	To	Interval	Au (ppm)	Sig Int > 0.2 g/t Au	m*g/t Au (gpm)	Sig Int >1 g/t Au
BST1	BSDD0104	101.80	103.00	1.20	0.580			
BST1	BSDD0104	104.00	105.00	1.00	0.120			
BST1	BSDD0104	106.00	107.00	1.00	0.390			
BST1	BSDD0104	107.00	108.00	1.00	0.920			
BST1	BSDD0104	108.00	109.00	1.00	0.120			
BST1	BSDD0104	109.00	110.00	1.00	0.700			
BST1	BSDD0104	110.00	111.00	1.00	0.090			
BST1	BSDD0104	111.00	112.00	1.00	0.140	**11.03m @ 0.38 g/t Au**	**4.2**	
BST1	BSDD0104	112.00	113.00	1.00	0.470			
BST1	BSDD0104	113.00	114.00	1.00	0.260			
BST1	BSDD0104	114.00	115.00	1.00	0.010			
BST1	BSDD0104	115.00	116.00	1.00	0.210			
BST1	BSDD0104	116.00	117.03	1.03	0.880			
BST1	BSDD0104	125.00	126.00	1.00	0.130			
BST1	BSDD0104	127.00	128.00	1.00	0.150			
BST1	BSDD0104	128.00	128.55	0.55	0.480	0.55m @ 0.48 g/t Au	0.3	
BST1	BSDD0104	130.00	131.00	1.00	0.120			
BST1	BSDD0104	131.00	132.40	1.40	0.410			
BST1	BSDD0104	132.40	133.00	0.60	0.010			
BST1	BSDD0104	133.00	134.00	1.00	0.270	**4.00m @ 0.72 g/t Au**	**2.9**	
BST1	BSDD0104	134.00	134.50	0.50	**3.820**			**0.50m @ 3.82 g/t Au**
BST1	BSDD0104	134.50	135.00	0.50	0.280			
BST1	BSDD0104	137.00	138.00	1.00	0.120			
BST1	BSDD0104	138.00	139.00	1.00	0.900			
BST1	BSDD0104	139.00	140.48	1.48	0.190			
BST1	BSDD0104	140.48	141.00	0.52	0.160			
BST1	BSDD0104	141.00	142.00	1.00	0.290			
BST1	BSDD0104	142.00	143.40	1.40	0.020	**9.00m @ 0.29 g/t Au**	**2.6**	
BST1	BSDD0104	143.40	144.00	0.60	0.860			
BST1	BSDD0104	144.00	145.00	1.00	0.050			
BST1	BSDD0104	145.00	146.00	1.00	0.190			
BST1	BSDD0104	146.00	147.00	1.00	0.300			
BST1	BSDD0104	151.00	152.00	1.00	0.410			
BST1	BSDD0104	152.00	153.00	1.00	0.040	3.00m @ 0.22 g/t Au	0.7	
BST1	BSDD0104	153.00	154.00	1.00	0.220			
BST1	BSDD0104	154.00	155.00	1.00	0.110			
BST1	BSDD0104	156.00	157.00	1.00	0.380			
BST1	BSDD0104	157.00	158.00	1.00	0.010			
BST1	BSDD0104	158.00	159.00	1.00	0.180			
BST1	BSDD0104	159.00	160.00	1.00	**2.480**			**1.00m @ 2.48 g/t Au**
BST1	BSDD0104	160.00	161.00	1.00	0.160			
BST1	BSDD0104	161.00	162.00	1.00	0.650	**11.00m @ 0.77 g/t Au**	**8.5**	
BST1	BSDD0104	162.00	163.00	1.00	0.050			
BST1	BSDD0104	163.00	164.00	1.00	**1.150**			**2.00m @ 2.15 g/t Au**
BST1	BSDD0104	164.00	165.00	1.00	**3.160**			
BST1	BSDD0104	165.00	166.00	1.00	0.030			
BST1	BSDD0104	166.00	167.00	1.00	0.200			
BST1	BSDD0104	170.00	171.00	1.00	0.110			
BST1	BSDD0104	171.00	172.10	1.10	0.100			
BST1	BSDD0104	179.00	179.77	0.77	0.140			
BST1	BSDD0104	179.77	181.00	1.23	0.110			
BST1	BSDD0104	181.00	182.00	1.00	0.260	1.00m @ 0.26 g/t Au	0.3	
BST1	BSDD0104	184.00	185.00	1.00	0.330	1.00m @ 0.33 g/t Au	0.3	
BST1	BSDD0104	185.00	186.00	1.00	0.100			
BST1	BSDD0104	188.00	189.00	1.00	0.460	1.00m @ 0.46 g/t Au	0.5	

For personal use only

For personal use only

Deposit	Hole ID	From	To	Interval	Au (ppm)	Sig Int > 0.2 g/t Au	m*g/t Au (gpm)	Sig Int >1 g/t Au
BST1	BSDD0104	191.00	192.00	1.00	0.100			
BST1	BSDD0104	192.00	193.00	1.00	0.230	1.00m @ 0.23 g/t Au	0.2	
BST1	BSDD0104	198.00	199.00	1.00	0.150			
BST1	BSDD0104	201.93	202.43	0.50	0.820	**3.07m @ 17.20 g/t Au**	**52.8**	
BST1	BSDD0104	202.43	203.00	0.57	0.030			
BST1	BSDD0104	203.00	203.50	0.50	**104.130**			**0.50m @ 104.13 g/t Au**
BST1	BSDD0104	203.50	204.00	0.50	0.030			
BST1	BSDD0104	204.00	205.00	1.00	0.300			
BST1	BSDD0104	214.00	215.00	1.00	0.120			
BST1	BSDD0104	216.00	217.00	1.00	0.130			
BST1	BSDD0104	224.00	225.00	1.00	0.660	1.00m @ 0.66 g/t Au	0.7	
BST1	BSDD0104	229.00	230.00	1.00	0.380	1.00m @ 0.38 g/t Au	0.4	
BST1	BSDD0105	0.00	0.55	0.55	**1.290**	**1.50m @ 2.64 g/t Au**	**4.0**	**1.50m @ 2.64 g/t Au**
BST1	BSDD0105	0.55	1.50	0.95	**3.420**			
BST1	BSDD0105	2.54	3.41	0.87	0.880	**6.46m @ 1.04 g/t Au**	**6.7**	
BST1	BSDD0105	3.41	4.50	1.09	**1.480**			**2.59m @ 1.82 g/t Au**
BST1	BSDD0105	4.50	6.00	1.50	**2.070**			
BST1	BSDD0105	6.00	7.50	1.50	0.050			
BST1	BSDD0105	7.50	9.00	1.50	0.790			
BST1	BSDD0105	9.50	10.50	1.00	0.180			
BST1	BSDD0105	15.00	16.00	1.00	0.110			
BST1	BSDD0105	50.08	51.00	0.92	0.100			
BST1	BSDD0105	63.00	64.00	1.00	0.190			
BST1	BSDD0105	64.00	65.00	1.00	**1.320**	1.00m @ 1.32 g/t Au	1.3	**1.00m @ 1.32 g/t Au**
BST1	BSDD0105	89.00	90.00	1.00	0.850	1.00m @ 0.85 g/t Au	0.9	
BST1	BSDD0105	104.00	105.00	1.00	0.170			
BST1	BSDD0105	108.00	109.00	1.00	0.260	3.00m @ 0.40 g/t Au	1.2	
BST1	BSDD0105	109.00	110.00	1.00	0.010			
BST1	BSDD0105	110.00	111.00	1.00	0.940			
BST1	BSDD0105	114.00	115.00	1.00	0.170			
BST1	BSDD0105	136.00	137.00	1.00	0.100			
BST1	BSDD0105	139.00	140.00	1.00	0.100			
BST1	BSDD0105	150.00	151.00	1.00	0.150			
BST1	BSDD0105	152.00	153.00	1.00	0.410	4.00m @ 0.21 g/t Au	0.8	
BST1	BSDD0105	153.00	154.00	1.00	0.020			
BST1	BSDD0105	154.00	155.00	1.00	0.040			
BST1	BSDD0105	155.00	156.00	1.00	0.370			
BST1	BSDD0105	168.77	170.00	1.23	**1.640**	1.23m @ 1.64 g/t Au	2.0	**1.23m @ 1.64 g/t Au**
BST1	BSDD0105	170.00	171.00	1.00	0.180			
BST1	BSDD0105	176.00	177.00	1.00	0.180			
BST1	BSDD0105	177.00	178.00	1.00	0.310	1.00m @ 0.31 g/t Au	0.3	
BST1	BSDD0105	178.00	179.00	1.00	0.100			
BST1	BSDD0105	179.00	180.00	1.00	0.110			
BST1	BSDD0105	182.00	183.00	1.00	0.110			
BST1	BSDD0105	186.00	187.00	1.00	0.260	1.00m @ 0.26 g/t Au	0.3	
BST1	BSDD0105	187.00	188.00	1.00	0.170			
BST1	BSDD0105	190.00	191.00	1.00	0.530	2.00m @ 0.36 g/t Au	0.7	
BST1	BSDD0105	191.00	192.00	1.00	0.200			
BST1	BSDD0105	196.00	197.00	1.00	0.210	4.00m @ 0.45 g/t Au	1.8	
BST1	BSDD0105	197.00	198.00	1.00	0.490			
BST1	BSDD0105	198.00	199.00	1.00	0.750			
BST1	BSDD0105	199.00	200.00	1.00	0.340			
BST1	BSDD0105	203.00	204.00	1.00	0.700	3.00m @ 0.52 g/t Au	1.6	
BST1	BSDD0105	204.00	205.00	1.00	0.260			
BST1	BSDD0105	205.00	206.00	1.00	0.610			

For personal use only

Deposit	Hole ID	From	To	Interval	Au (ppm)	Sig Int > 0.2 g/t Au	m*g/t Au (gpm)	Sig Int >1 g/t Au
BST1	BSDD0105	209.00	210.00	1.00	0.570	3.00m @ 0.64 g/t Au	1.9	
BST1	BSDD0105	210.00	211.00	1.00	0.120			
BST1	BSDD0105	211.00	212.00	1.00	**1.240**			**1.00m @ 1.24 g/t Au**
BST1	BSDD0105	221.00	222.00	1.00	0.960	**3.00m @ 1.93 g/t Au**	**5.8**	
BST1	BSDD0105	222.00	223.00	1.00	0.310			
BST1	BSDD0105	223.00	224.00	1.00	**4.520**			**1.00m @ 4.52 g/t Au**
BST1	BSDD0105	228.00	229.00	1.00	0.730	2.00m @ 1.09 g/t Au	2.2	
BST1	BSDD0105	229.00	230.00	1.00	**1.450**			**1.00m @ 1.45 g/t Au**
BST1	BSDD0105	237.00	238.00	1.00	0.160			
BST1	BSDD0105	248.00	249.00	1.00	0.470	5.00m @ 0.46 g/t Au	2.3	
BST1	BSDD0105	249.00	250.00	1.00	0.340			
BST1	BSDD0105	250.00	251.00	1.00	0.060			
BST1	BSDD0105	251.00	252.00	1.00	0.030			
BST1	BSDD0105	252.00	253.00	1.00	**1.390**			**1.00m @ 1.39 g/t Au**
BST1	BSDD0105	257.00	258.00	1.00	0.480	1.00m @ 0.48 g/t Au	0.5	
BST1	BSDD0105	266.00	267.00	1.00	0.140			
BST1	BSDD0105	269.00	270.00	1.00	0.100			
BST1	BSDD0105	272.00	273.00	1.00	0.310	**8.00m @ 0.58 g/t Au**	**4.6**	
BST1	BSDD0105	273.00	274.00	1.00	0.690			
BST1	BSDD0105	274.00	275.00	1.00	0.040			
BST1	BSDD0105	275.00	276.00	1.00	0.150			
BST1	BSDD0105	276.00	277.00	1.00	**1.470**			**1.00m @ 1.47 g/t Au**
BST1	BSDD0105	277.00	278.00	1.00	0.510			
BST1	BSDD0105	278.00	279.00	1.00	0.890			
BST1	BSDD0105	279.00	280.00	1.00	0.580			
BST1	BSDD0105	284.00	285.00	1.00	0.530	**6.50m @ 0.47 g/t Au**	**3.0**	
BST1	BSDD0105	285.00	286.00	1.00	0.010			
BST1	BSDD0105	286.00	287.00	1.00	0.010			
BST1	BSDD0105	287.00	288.00	1.00	0.300			
BST1	BSDD0105	288.00	289.00	1.00	0.090			
BST1	BSDD0105	289.00	290.00	1.00	**1.440**			**1.50m @ 1.40 g/t Au**
BST1	BSDD0105	290.00	290.50	0.50	**1.330**			
BST1	BSDD0105	293.00	294.00	1.00	0.760	**6.14m @ 0.64 g/t Au**	**3.9**	
BST1	BSDD0105	294.00	295.00	1.00	0.030			
BST1	BSDD0105	295.00	296.00	1.00	0.180			
BST1	BSDD0105	296.00	297.00	1.00	**2.440**			**1.00m @ 2.44 g/t Au**
BST1	BSDD0105	297.00	298.00	1.00	0.130			
BST1	BSDD0105	298.00	299.14	1.14	0.350			
BST1	BSDD0106	0.00	0.50	0.50	0.250	3.33m @ 0.42 g/t Au	1.4	
BST1	BSDD0106	0.50	1.50	1.00	0.330			
BST1	BSDD0106	1.50	2.00	0.50	0.360			
BST1	BSDD0106	2.00	3.33	1.33	0.580			
BST1	BSDD0106	9.00	10.50	1.50	0.110			
BST1	BSDD0106	40.50	42.00	1.50	0.520	2.59m @ 0.93 g/t Au	2.4	
BST1	BSDD0106	42.00	43.09	1.09	**1.490**			**1.09m @ 1.49 g/t Au**
BST1	BSDD0106	44.44	45.50	1.06	0.600	1.06m @ 0.60 g/t Au	0.6	
BST1	BSDD0106	48.00	49.50	1.50	0.390	1.50m @ 0.39 g/t Au	0.6	
BST1	BSDD0106	72.00	73.00	1.00	0.290	1.00m @ 0.29 g/t Au	0.3	
BST1	BSDD0106	75.00	76.00	1.00	0.100			
BST1	BSDD0106	81.00	82.00	1.00	0.100			
BST1	BSDD0106	100.00	101.00	1.00	**1.800**	1.00m @ 1.80 g/t Au	1.8	**1.00m @ 1.80 g/t Au**
BST1	BSDD0106	118.00	119.00	1.00	0.290	2.65m @ 0.45 g/t Au	1.2	
BST1	BSDD0106	119.00	120.00	1.00	0.010			
BST1	BSDD0106	120.00	120.65	0.65	**1.380**			**0.65m @ 1.38 g/t Au**
BST1	BSDD0106	130.00	131.00	1.00	0.100			

For personal use only

Deposit	Hole ID	From	To	Interval	Au (ppm)	Sig Int > 0.2 g/t Au	m*g/t Au (gpm)	Sig Int >1 g/t Au
BST1	BSDD0106	145.80	147.00	1.20	0.150			
BST1	BSDD0106	154.00	154.98	0.98	0.160			
BST1	BSDD0106	154.98	155.50	0.52	**3.080**	0.52m @ 3.08 g/t Au	1.6	**0.52m @ 3.08 g/t Au**
BST1	BSDD0106	155.50	157.00	1.50	0.130			
BST1	BSDD0106	158.00	159.40	1.40	**5.780**	**2.00m @ 4.12 g/t Au**	**8.2**	**1.40m @ 5.78 g/t Au**
BST1	BSDD0106	159.40	160.00	0.60	0.240			
BST1	BSDD0106	162.50	163.00	0.50	0.640	0.50m @ 0.64 g/t Au	0.3	
BST1	BSDD0106	164.00	165.00	1.00	0.190			
BST1	BSDD0106	169.00	170.00	1.00	0.640	5.50m @ 0.30 g/t Au	1.6	
BST1	BSDD0106	170.00	171.00	1.00	0.070			
BST1	BSDD0106	171.00	172.00	1.00	0.260			
BST1	BSDD0106	172.00	173.00	1.00	0.040			
BST1	BSDD0106	173.00	174.00	1.00	0.100			
BST1	BSDD0106	174.00	174.50	0.50	**1.040**			**0.50m @ 1.04 g/t Au**
BST1	BSDD0106	176.00	177.00	1.00	0.170			
BST1	BSDD0106	179.40	180.00	0.60	0.400	0.60m @ 0.40 g/t Au	0.2	
BST1	BSDD0106	188.00	189.10	1.10	**10.350**	**4.00m @ 4.48 g/t Au**	**17.9**	**2.50m @ 6.87 g/t Au**
BST1	BSDD0106	189.10	190.00	0.90	0.200			
BST1	BSDD0106	190.00	190.50	0.50	**11.230**			
BST1	BSDD0106	190.50	191.00	0.50	0.040			
BST1	BSDD0106	191.00	192.00	1.00	0.710			
BST1	BSDD0106	195.00	196.00	1.00	0.140			
BST1	BSDD0106	197.00	198.00	1.00	0.100			
BST1	BSDD0106	198.00	199.00	1.00	0.730	1.50m @ 0.97 g/t Au	1.5	
BST1	BSDD0106	199.00	199.50	0.50	**1.460**			**0.50m @ 1.46 g/t Au**
BST1	BSDD0106	204.71	206.00	1.29	0.130			
BST1	BSDD0106	208.00	209.00	1.00	**1.920**	**5.75m @ 0.81 g/t Au**	**4.7**	**1.00m @ 1.92 g/t Au**
BST1	BSDD0106	209.00	210.00	1.00	0.100			
BST1	BSDD0106	210.00	211.00	1.00	0.070			
BST1	BSDD0106	211.00	212.00	1.00	0.770			
BST1	BSDD0106	212.00	213.00	1.00	0.750			
BST1	BSDD0106	213.00	213.75	0.75	**1.420**			**0.75m @ 1.42 g/t Au**
BST1	BSDD0106	218.00	219.00	1.00	**1.560**	**15.00m @ 0.60 g/t Au**	**9.0**	**5.00m @ 1.02 g/t Au**
BST1	BSDD0106	219.00	220.00	1.00	0.030			
BST1	BSDD0106	220.00	221.00	1.00	0.060			
BST1	BSDD0106	221.00	222.00	1.00	**2.150**			
BST1	BSDD0106	222.00	223.00	1.00	**1.300**			
BST1	BSDD0106	223.00	224.00	1.00	0.010			
BST1	BSDD0106	224.00	225.00	1.00	0.220			
BST1	BSDD0106	225.00	226.00	1.00	0.460			
BST1	BSDD0106	226.00	227.00	1.00	0.960			
BST1	BSDD0106	227.00	228.00	1.00	0.150			
BST1	BSDD0106	228.00	229.00	1.00	0.050			
BST1	BSDD0106	229.00	230.00	1.00	0.400			
BST1	BSDD0106	230.00	231.00	1.00	0.070			
BST1	BSDD0106	231.00	232.00	1.00	0.060			
BST1	BSDD0106	232.00	233.00	1.00	**1.480**			**1.00m @ 1.48 g/t Au**
BST1	BSDD0106	237.00	238.00	1.00	0.150			
BST1	BSDD0106	241.00	242.00	1.00	0.460	1.00m @ 0.46 g/t Au	0.5	
BST1	BSDD0106	252.06	253.00	0.94	0.130			
BST1	BSDD0106	253.00	254.00	1.00	0.570	**3.00m @ 0.94 g/t Au**	**2.8**	
BST1	BSDD0106	254.00	255.27	1.27	**1.480**			**1.27m @ 1.48 g/t Au**
BST1	BSDD0106	255.27	256.00	0.73	0.500			
BST1	BSDD0106	264.48	265.00	0.52	0.810	1.52m @ 0.42 g/t Au	0.6	
BST1	BSDD0106	265.00	266.00	1.00	0.210			

Deposit	Hole ID	From	To	Interval	Au (ppm)	Sig Int > 0.2 g/t Au	m*g/t Au (gpm)	Sig Int >1 g/t Au
BST1	BSDD0106	274.00	275.00	1.00	0.240	1.00m @ 0.24 g/t Au	0.2	
BST1	BSDD0106	276.00	277.00	1.00	0.150			
BST1	BSDD0106	278.00	279.00	1.00	0.130			
BST1	BSDD0106	280.00	281.00	1.00	0.190			
BST1	BSDD0106	286.00	287.47	1.47	0.610	1.47m @ 0.61 g/t Au	0.9	
BST1	BSDD0106	294.00	295.00	1.00	0.250	4.40m @ 0.28 g/t Au	1.2	
BST1	BSDD0106	295.00	296.00	1.00	0.070			
BST1	BSDD0106	296.00	296.90	0.90	0.060			
BST1	BSDD0106	296.90	297.90	1.00	0.620			
BST1	BSDD0106	297.90	298.40	0.50	0.490			
BST1	BSDD0106	301.00	302.00	1.00	0.100			
BST1	BSDD0106	328.00	329.00	1.00	0.130			
BST1	BSDD0107	127.00	128.00	1.00	0.290	2.00m @ 0.64 g/t Au	1.3	
BST1	BSDD0107	128.00	129.00	1.00	0.990			
BST1	BSDD0107	132.00	133.00	1.00	0.750	1.00m @ 0.75 g/t Au	0.8	
BST1	BSDD0107	137.00	138.00	1.00	0.929	1.00m @ 0.93 g/t Au	0.9	
BST1	BSDD0107	168.00	169.00	1.00	0.112			
BST1	BSDD0107	169.00	170.00	1.00	**2.008**	**3.00m @ 0.83 g/t Au**	**2.5**	**1.00m @ 2.01 g/t Au**
BST1	BSDD0107	170.00	171.00	1.00	0.008			
BST1	BSDD0107	171.00	172.00	1.00	0.486			
BST1	BSDD0107	180.80	182.00	1.20	0.102			
BST1	BSDD0107	187.00	188.00	1.00	0.299	1.00m @ 0.30 g/t Au	0.3	
BST1	BSDD0107	189.00	190.00	1.00	0.260	1.00m @ 0.26 g/t Au	0.3	
BST1	BSDD0107	193.00	193.54	0.54	0.954	0.54m @ 0.95 g/t Au	0.5	
BST1	BSDD0107	200.00	201.00	1.00	0.115			
BST1	BSDD0107	206.00	207.00	1.00	0.904	2.00m @ 0.68 g/t Au	1.4	
BST1	BSDD0107	207.00	208.00	1.00	0.454			
BST1	BSDD0107	213.00	214.00	1.00	**1.131**	2.00m @ 1.22 g/t Au	2.4	**2.00m @ 1.22 g/t Au**
BST1	BSDD0107	214.00	215.00	1.00	**1.308**			
BST1	BSDD0107	224.00	225.00	1.00	0.279	1.00m @ 0.28 g/t Au	0.3	
BST1	BSDD0107	229.00	230.00	1.00	0.299	4.00m @ 0.45 g/t Au	1.8	
BST1	BSDD0107	230.00	231.00	1.00	0.023			
BST1	BSDD0107	231.00	232.00	1.00	0.008			
BST1	BSDD0107	232.00	233.00	1.00	**1.478**			**1.00m @ 1.48 g/t Au**
BST1	BSDD0107	239.00	240.00	1.00	**1.576**	4.00m @ 0.50 g/t Au	2.0	**1.00m @ 1.58 g/t Au**
BST1	BSDD0107	240.00	241.00	1.00	0.008			
BST1	BSDD0107	241.00	242.00	1.00	0.016			
BST1	BSDD0107	242.00	243.00	1.00	0.407			
BST1	BSDD0107	243.00	244.00	1.00	0.147			
BST1	BSDD0107	251.00	252.00	1.00	0.372	**9.00m @ 0.41 g/t Au**	**3.7**	
BST1	BSDD0107	252.00	253.00	1.00	0.235			
BST1	BSDD0107	253.00	254.00	1.00	0.137			
BST1	BSDD0107	254.00	255.00	1.00	0.085			
BST1	BSDD0107	255.00	256.00	1.00	0.653			
BST1	BSDD0107	256.00	257.00	1.00	0.027			
BST1	BSDD0107	257.00	257.70	0.70	0.665			
BST1	BSDD0107	257.70	259.00	1.30	**1.136**			**1.30m @ 1.14 g/t Au**
BST1	BSDD0107	259.00	260.00	1.00	0.222			
BST1	BSDD0107	273.00	274.00	1.00	0.334	2.00m @ 0.29 g/t Au	0.6	
BST1	BSDD0107	274.00	275.00	1.00	0.246			
BST1	BSDD0107	282.00	283.00	1.00	**2.386**	**6.00m @ 1.35 g/t Au**	**8.1**	**1.00m @ 2.39 g/t Au**
BST1	BSDD0107	283.00	284.00	1.00	0.072			
BST1	BSDD0107	284.00	284.77	0.77	**1.119**			**3.00m @ 1.78 g/t Au**
BST1	BSDD0107	284.77	286.00	1.23	0.799			
BST1	BSDD0107	286.00	287.00	1.00	**3.491**			

For personal use only

Deposit	Hole ID	From	To	Interval	Au (ppm)	Sig Int > 0.2 g/t Au	m*g/t Au (gpm)	Sig Int >1 g/t Au
BST1	BSDD0107	287.00	288.00	1.00	0.300			
BST1	BSDD0107	294.00	295.00	1.00	0.427	4.00m @ 0.24 g/t Au	1.0	
BST1	BSDD0107	295.00	296.00	1.00	0.022			
BST1	BSDD0107	296.00	297.00	1.00	0.017			
BST1	BSDD0107	297.00	298.00	1.00	0.503			
BST1	BSDD0107	309.00	310.00	1.00	0.349	1.00m @ 0.35 g/t Au	0.3	
BST1	BSDD0107	325.13	326.00	0.87	0.406	**7.87m @ 0.73 g/t Au**	**5.8**	
BST1	BSDD0107	326.00	327.00	1.00	0.017			
BST1	BSDD0107	327.00	328.00	1.00	0.075			
BST1	BSDD0107	328.00	329.00	1.00	0.471			
BST1	BSDD0107	329.00	330.00	1.00	0.061			
BST1	BSDD0107	330.00	331.00	1.00	**2.709**			**2.00m @ 1.97 g/t Au**
BST1	BSDD0107	331.00	332.00	1.00	**1.221**			
BST1	BSDD0107	332.00	333.00	1.00	0.866			
BST1	BSDD0107	366.00	367.10	1.10	**1.148**	**3.00m @ 1.94 g/t Au**	**5.8**	**1.90m @ 2.65 g/t Au**
BST1	BSDD0107	367.10	367.90	0.80	**4.715**			
BST1	BSDD0107	367.90	369.00	1.10	0.721			
BST1	BSDD0107	384.00	385.00	1.00	0.199			
BST1	BSDD0107	436.00	437.00	1.00	0.129			
BST1	BSDD0107	454.00	455.00	1.00	0.240	1.00m @ 0.24 g/t Au	0.2	
BST1	BSDD0108	0.00	1.00	1.00	0.170			
BST1	BSDD0108	1.00	1.88	0.88	0.120			
BST1	BSDD0108	18.00	19.50	1.50	0.270	1.50m @ 0.27 g/t Au	0.4	
BST1	BSDD0108	21.00	22.50	1.50	0.540	2.60m @ 0.76 g/t Au	2.0	
BST1	BSDD0108	22.50	23.60	1.10	**1.050**			**1.10m @ 1.05 g/t Au**
BST1	BSDD0108	25.50	26.60	1.10	0.120			
BST1	BSDD0108	42.00	43.50	1.50	0.120			
BST1	BSDD0108	45.83	47.00	1.17	0.580	1.17m @ 0.58 g/t Au	0.7	
BST1	BSDD0108	85.00	86.00	1.00	**10.590**	**1.00m @ 10.59 g/t Au**	**10.6**	**1.00m @ 10.59 g/t Au**
BST1	BSDD0108	109.00	110.00	1.00	**4.380**	**1.00m @ 4.38 g/t Au**	**4.4**	**1.00m @ 4.38 g/t Au**
BST1	BSDD0108	149.00	150.25	1.25	**1.030**	**2.00m @ 18.71 g/t Au**	**37.4**	**2.00m @ 18.71 g/t Au**
BST1	BSDD0108	150.25	151.00	0.75	**48.190**			
BST1	BSDD0108	156.00	156.89	0.89	0.390	2.75m @ 0.49 g/t Au	1.4	
BST1	BSDD0108	156.89	158.00	1.11	0.560			
BST1	BSDD0108	158.00	158.75	0.75	0.520			
BST1	BSDD0108	161.00	162.00	1.00	0.560	1.00m @ 0.56 g/t Au	0.6	
BST1	BSDD0108	165.00	166.00	1.00	**1.230**	1.00m @ 1.23 g/t Au	1.2	**1.00m @ 1.23 g/t Au**
BST1	BSDD0108	172.00	173.00	1.00	0.120			
BST1	BSDD0108	173.00	173.90	0.90	0.670	0.90m @ 0.67 g/t Au	0.6	
BST1	BSDD0108	179.00	180.00	1.00	0.130			
BST1	BSDD0108	180.00	181.00	1.00	0.530	1.00m @ 0.53 g/t Au	0.5	
BST1	BSDD0108	184.00	185.00	1.00	0.590	2.50m @ 0.34 g/t Au	0.9	
BST1	BSDD0108	185.00	186.00	1.00	0.020			
BST1	BSDD0108	186.00	186.50	0.50	0.480			
BST1	BSDD0108	186.50	188.00	1.50	0.100			
BST1	BSDD0108	188.00	189.10	1.10	0.140			
BST1	BSDD0108	192.00	193.00	1.00	0.110			
BST1	BSDD0108	194.00	195.00	1.00	0.600	1.00m @ 0.60 g/t Au	0.6	
BST1	BSDD0108	198.50	199.00	0.50	0.110			
BST1	BSDD0108	200.00	201.00	1.00	0.600	1.00m @ 0.60 g/t Au	0.6	
BST1	BSDD0108	203.00	204.00	1.00	0.100			
BST1	BSDD0108	204.00	205.00	1.00	0.120			
BST1	BSDD0108	205.00	206.00	1.00	0.890	**14.00m @ 1.12 g/t Au**	**15.7**	
BST1	BSDD0108	206.00	207.00	1.00	0.030			
BST1	BSDD0108	207.00	208.00	1.00	0.340			

For personal use only

Deposit	Hole ID	From	To	Interval	Au (ppm)	Sig Int > 0.2 g/t Au	m*g/t Au (gpm)	Sig Int >1 g/t Au
BST1	BSDD0108	208.00	208.50	0.50	0.930			
BST1	BSDD0108	208.50	210.00	1.50	0.030			
BST1	BSDD0108	210.00	211.00	1.00	**1.220**			**2.00m @ 5.54 g/t Au**
BST1	BSDD0108	211.00	212.00	1.00	**9.850**			
BST1	BSDD0108	212.00	213.00	1.00	0.250			
BST1	BSDD0108	213.00	214.00	1.00	0.080			
BST1	BSDD0108	214.00	215.00	1.00	0.520			
BST1	BSDD0108	215.00	216.00	1.00	0.260			
BST1	BSDD0108	216.00	217.00	1.00	0.030			
BST1	BSDD0108	217.00	218.00	1.00	0.400			
BST1	BSDD0108	218.00	219.00	1.00	**1.270**			**1.00m @ 1.27 g/t Au**
BST1	BSDD0108	220.00	221.15	1.15	0.190			
BST1	BSDD0108	221.15	222.00	0.85	0.580	0.85m @ 0.58 g/t Au	0.5	
BST1	BSDD0108	226.00	227.00	1.00	0.100			
BST1	BSDD0108	228.00	229.00	1.00	0.430	1.00m @ 0.43 g/t Au	0.4	
BST1	BSDD0108	233.00	234.20	1.20	0.180			
BST1	BSDD0108	234.20	235.00	0.80	0.600			
BST1	BSDD0108	235.00	236.00	1.00	0.060	3.80m @ 0.34 g/t Au	1.3	
BST1	BSDD0108	236.00	237.00	1.00	0.460			
BST1	BSDD0108	237.00	238.00	1.00	0.280			
BST1	BSDD0108	239.00	240.00	1.00	0.190			
BST1	BSDD0108	241.00	242.00	1.00	0.650			
BST1	BSDD0108	242.00	243.00	1.00	0.010			
BST1	BSDD0108	243.00	244.00	1.00	0.060	**5.00m @ 0.79 g/t Au**	**3.9**	
BST1	BSDD0108	244.00	244.90	0.90	**3.310**			**0.90m @ 3.31 g/t Au**
BST1	BSDD0108	244.90	246.00	1.10	0.220			
BST1	BSDD0108	249.00	250.00	1.00	0.820			
BST1	BSDD0108	250.00	251.00	1.00	0.290			
BST1	BSDD0108	251.00	252.00	1.00	0.130			
BST1	BSDD0108	252.00	253.00	1.00	0.500			
BST1	BSDD0108	253.00	254.00	1.00	0.130			
BST1	BSDD0108	254.00	255.00	1.00	0.380	**11.00m @ 0.48 g/t Au**	**5.3**	
BST1	BSDD0108	255.00	256.40	1.40	0.210			
BST1	BSDD0108	256.40	257.00	0.60	0.910			
BST1	BSDD0108	257.00	258.00	1.00	0.220			
BST1	BSDD0108	258.00	259.00	1.00	**1.570**			**1.00m @ 1.57 g/t Au**
BST1	BSDD0108	259.00	260.00	1.00	0.440			
BST1	BSDD0108	263.00	264.00	1.00	0.620			
BST1	BSDD0108	264.00	265.00	1.00	0.390	3.00m @ 0.44 g/t Au	1.3	
BST1	BSDD0108	265.00	266.00	1.00	0.300			
BST1	BSDD0108	270.00	271.00	1.00	0.190			
BST1	BSDD0108	275.26	276.00	0.74	**8.420**			**1.74m @ 5.80 g/t Au**
BST1	BSDD0108	276.00	277.00	1.00	**3.860**			
BST1	BSDD0108	277.00	278.00	1.00	0.040	**5.74m @ 1.85 g/t Au**	**10.6**	
BST1	BSDD0108	278.00	278.70	0.70	0.220			
BST1	BSDD0108	278.70	280.00	1.30	0.020			
BST1	BSDD0108	280.00	281.00	1.00	0.330			
BST1	BSDD0108	285.00	286.00	1.00	**1.150**	1.00m @ 1.15 g/t Au	1.2	**1.00m @ 1.15 g/t Au**
BST1	BSDD0108	286.00	287.00	1.00	0.100			
BST1	BSDD0108	288.00	289.00	1.00	0.190			
BST1	BSDD0108	290.00	291.00	1.00	0.310	1.00m @ 0.31 g/t Au	0.3	
BST1	BSDD0108	291.00	292.00	1.00	0.130			
BST1	BSDD0108	302.00	303.00	1.00	0.210	1.00m @ 0.21 g/t Au	0.2	
BST1	BSDD0109	15.00	16.50	1.50	0.160			
BST1	BSDD0109	47.50	48.45	0.95	0.120			

For personal use only

Deposit	Hole ID	From	To	Interval	Au (ppm)	Sig Int > 0.2 g/t Au	m*g/t Au (gpm)	Sig Int >1 g/t Au
BST1	BSDD0109	57.00	58.50	1.50	0.140			
BST1	BSDD0109	67.92	69.00	1.08	0.100			
BST1	BSDD0109	70.50	72.00	1.50	0.180			
BST1	BSDD0109	77.00	78.00	1.00	0.220	1.00m @ 0.22 g/t Au	0.2	
BST1	BSDD0109	83.00	84.00	1.00	0.150			
BST1	BSDD0109	87.00	88.40	1.40	0.100			
BST1	BSDD0109	89.00	90.00	1.00	0.360	1.00m @ 0.36 g/t Au	0.4	
BST1	BSDD0109	92.00	92.90	0.90	0.110			
BST1	BSDD0109	92.90	94.00	1.10	**1.390**	4.10m @ 0.45 g/t Au	1.8	**1.10m @ 1.39 g/t Au**
BST1	BSDD0109	94.00	95.00	1.00	0.040			
BST1	BSDD0109	95.00	96.00	1.00	0.060			
BST1	BSDD0109	96.00	97.00	1.00	0.200			
BST1	BSDD0109	98.00	99.00	1.00	0.110			
BST1	BSDD0109	105.70	107.00	1.30	0.140			
BST1	BSDD0109	107.00	108.00	1.00	0.170			
BST1	BSDD0109	108.00	109.00	1.00	0.300	1.00m @ 0.30 g/t Au	0.3	
BST1	BSDD0109	109.00	110.00	1.00	0.110			
BST1	BSDD0109	113.00	114.00	1.00	**1.890**	1.00m @ 1.89 g/t Au	1.9	**1.00m @ 1.89 g/t Au**
BST1	BSDD0109	114.00	115.00	1.00	0.120			
BST1	BSDD0109	121.00	122.00	1.00	0.300	2.00m @ 0.48 g/t Au	1.0	
BST1	BSDD0109	122.00	123.00	1.00	0.670			
BST1	BSDD0109	123.00	124.00	1.00	0.170			
BST1	BSDD0109	130.00	131.00	1.00	0.200	1.00m @ 0.20 g/t Au	0.2	
BST1	BSDD0109	132.00	133.00	1.00	0.100			
BST1	BSDD0109	142.00	143.00	1.00	0.740	**3.00m @ 2.87 g/t Au**	**8.6**	
BST1	BSDD0109	143.00	143.97	0.97	0.010			
BST1	BSDD0109	143.97	145.00	1.03	**7.640**			**1.03m @ 7.64 g/t Au**
BST1	BSDD0109	147.50	148.50	1.00	**6.100**	**1.70m @ 5.23 g/t Au**	**8.9**	**1.70m @ 5.23 g/t Au**
BST1	BSDD0109	148.50	149.20	0.70	**3.990**			
BST1	BSDD0109	174.00	175.00	1.00	0.240	1.00m @ 0.24 g/t Au	0.2	
BST1	BSDD0109	178.00	179.00	1.00	0.300	1.00m @ 0.30 g/t Au	0.3	
BST1	BSDD0109	207.00	208.00	1.00	0.110			
BST1	BSDD0109	208.00	209.00	1.00	0.690	1.00m @ 0.69 g/t Au	0.7	
BST1	BSDD0109	218.00	219.00	1.00	0.140			
BST1	BSDD0109	219.00	220.00	1.00	0.100			
BST1	BSDD0109	220.00	221.00	1.00	0.930	**2.80m @ 4.31 g/t Au**	**12.1**	
BST1	BSDD0109	221.00	222.00	1.00	0.030			
BST1	BSDD0109	222.00	222.80	0.80	**13.870**			**0.80m @ 13.87 g/t Au**
BST1	BSDD0109	231.00	232.00	1.00	0.350	1.00m @ 0.35 g/t Au	0.4	
BST1	BSDD0109	232.00	233.00	1.00	0.150			
BST1	BSDD0110	0.00	1.00	1.00	0.200	2.48m @ 0.21 g/t Au	0.5	
BST1	BSDD0110	1.00	2.48	1.48	0.220			
BST1	BSDD0110	12.00	13.00	1.00	0.150			
BST1	BSDD0110	13.00	14.00	1.00	0.230	1.00m @ 0.23 g/t Au	0.2	
BST1	BSDD0110	16.50	18.00	1.50	0.440	1.50m @ 0.44 g/t Au	0.7	
BST1	BSDD0110	19.50	20.30	0.80	**5.750**	**0.80m @ 5.75 g/t Au**	**4.6**	**0.80m @ 5.75 g/t Au**
BST1	BSDD0110	25.00	26.00	1.00	0.220	1.00m @ 0.22 g/t Au	0.2	
BST1	BSDD0110	59.00	60.00	1.00	0.110			
BST1	BSDD0112	1.10	1.80	0.70	**1.060**	0.70m @ 1.06 g/t Au	0.7	**0.70m @ 1.06 g/t Au**
BST1	BSDD0112	10.50	12.00	1.50	0.120			
BST1	BSDD0112	15.00	16.50	1.50	0.900	1.50m @ 0.90 g/t Au	1.4	
BST1	BSDD0112	28.35	29.00	0.65	0.110			
BST1	BSDD0112	40.00	40.97	0.97	0.200	0.97m @ 0.20 g/t Au	0.2	
BST1	BSDD0112	55.00	56.00	1.00	0.110			
BST1	BSDD0112	59.00	60.00	1.00	**6.960**	**5.00m @ 2.44 g/t Au**	**12.2**	**4.00m @ 2.90 g/t Au**

For personal use only

For personal use only

Deposit	Hole ID	From	To	Interval	Au (ppm)	Sig Int > 0.2 g/t Au	m*g/t Au (gpm)	Sig Int >1 g/t Au
BST1	BSDD0112	60.00	61.00	1.00	**1.070**			
BST1	BSDD0112	61.00	62.00	1.00	0.520			
BST1	BSDD0112	62.00	63.00	1.00	**3.060**			
BST1	BSDD0112	63.00	64.00	1.00	0.610			
BST1	BSDD0112	66.93	68.00	1.07	0.110			
BST1	BSDD0112	78.00	79.00	1.00	0.120			
BST1	BSDD0112	87.00	88.00	1.00	0.560	1.00m @ 0.56 g/t Au	0.6	
BST1	BSDD0112	91.00	92.00	1.00	0.410			
BST1	BSDD0112	92.00	93.00	1.00	0.350	**3.00m @ 1.24 g/t Au**	**3.7**	
BST1	BSDD0112	93.00	94.00	1.00	**2.970**			**1.00m @ 2.97 g/t Au**
BST1	BSDD0112	95.00	96.00	1.00	0.120			
BST1	BSDD0112	105.00	106.00	1.00	0.650	**2.00m @ 2.60 g/t Au**	**5.2**	
BST1	BSDD0112	106.00	107.00	1.00	**4.560**			**1.00m @ 4.56 g/t Au**
BST1	BSDD0112	149.00	150.00	1.00	0.110			
BST1	BSDD0112	150.00	151.00	1.00	0.140			
BST1	BSDD0113	13.50	15.00	1.50	0.459	1.50m @ 0.46 g/t Au	0.7	
BST1	BSDD0113	83.00	84.00	1.00	**4.478**	**1.00m @ 4.48 g/t Au**	**4.5**	**1.00m @ 4.48 g/t Au**
BST1	BSDD0113	117.00	118.00	1.00	**1.048**	1.00m @ 1.05 g/t Au	1.0	**1.00m @ 1.05 g/t Au**
BST1	BSDD0113	132.00	133.00	1.00	**1.575**	1.00m @ 1.57 g/t Au	1.6	**1.00m @ 1.57 g/t Au**
BST1	BSDD0113	146.40	147.50	1.10	0.115			
BST1	BSDD0113	147.50	148.00	0.50	0.267	0.50m @ 0.27 g/t Au	0.1	
BST1	BSDD0113	149.00	150.00	1.00	0.288	1.00m @ 0.29 g/t Au	0.3	
BST1	BSDD0113	158.75	160.00	1.25	0.160			
BST1	BSDD0113	160.00	161.00	1.00	0.760	1.00m @ 0.76 g/t Au	0.8	
BST1	BSDD0113	166.00	167.00	1.00	0.107			
BST1	BSDD0113	169.00	170.00	1.00	**1.626**			
BST1	BSDD0113	170.00	171.00	1.00	0.064			**2.68m @ 1.02 g/t Au**
BST1	BSDD0113	171.00	171.68	0.68	**1.532**			
BST1	BSDD0113	171.68	172.65	0.97	0.205			
BST1	BSDD0113	172.65	174.00	1.35	0.071			
BST1	BSDD0113	174.00	174.62	0.62	**20.329**			
BST1	BSDD0113	174.62	175.50	0.88	0.506			**2.00m @ 6.80 g/t Au**
BST1	BSDD0113	175.50	176.00	0.50	**1.111**			
BST1	BSDD0113	176.00	177.00	1.00	0.008			
BST1	BSDD0113	177.00	178.00	1.00	0.037			
BST1	BSDD0113	178.00	178.80	0.80	**1.236**	**20.00m @ 1.16 g/t Au**	**23.3**	
BST1	BSDD0113	178.80	179.50	0.70	0.028			
BST1	BSDD0113	179.50	180.00	0.50	0.230			**3.00m @ 1.06 g/t Au**
BST1	BSDD0113	180.00	181.00	1.00	**2.063**			
BST1	BSDD0113	181.00	182.00	1.00	0.484			
BST1	BSDD0113	182.00	183.00	1.00	0.342			
BST1	BSDD0113	183.00	184.00	1.00	0.602			
BST1	BSDD0113	184.00	185.00	1.00	0.022			
BST1	BSDD0113	185.00	186.00	1.00	**1.113**			**1.00m @ 1.11 g/t Au**
BST1	BSDD0113	186.00	187.00	1.00	0.008			
BST1	BSDD0113	187.00	187.83	0.83	0.157			
BST1	BSDD0113	187.83	189.00	1.17	0.626			
BST1	BSDD0113	193.50	195.00	1.50	0.125			
BST1	BSDD0113	198.00	199.00	1.00	0.172			
BST1	BSDD0113	205.36	206.50	1.14	0.621	1.14m @ 0.62 g/t Au	0.7	
BST1	BSDD0113	209.50	210.00	0.50	**2.256**			
BST1	BSDD0113	210.00	211.00	1.00	0.080	**2.50m @ 1.11 g/t Au**	**2.8**	**2.50m @ 1.11 g/t Au**
BST1	BSDD0113	211.00	212.00	1.00	**1.556**			
BST1	BSDD0113	216.00	217.00	1.00	0.110			
BST1	BSDD0113	224.00	225.20	1.20	0.354	5.00m @ 0.34 g/t Au	1.7	

Deposit	Hole ID	From	To	Interval	Au (ppm)	Sig Int > 0.2 g/t Au	m*g/t Au (gpm)	Sig Int >1 g/t Au
BST1	BSDD0113	225.20	226.00	0.80	0.657			
BST1	BSDD0113	226.00	227.00	1.00	0.046			
BST1	BSDD0113	227.00	228.00	1.00	0.405			
BST1	BSDD0113	228.00	229.00	1.00	0.286			
BST1	BSDD0113	234.00	235.00	1.00	0.382	1.00m @ 0.38 g/t Au	0.4	
BST1	BSDD0113	235.00	236.00	1.00	0.131			
BST1	BSDD0113	237.00	238.00	1.00	0.104			
BST1	BSDD0113	238.00	238.90	0.90	**2.677**	0.90m @ 2.68 g/t Au	2.4	**0.90m @ 2.68 g/t Au**
BST1	BSDD0113	242.00	243.00	1.00	**1.540**			**1.00m @ 1.54 g/t Au**
BST1	BSDD0113	243.00	244.00	1.00	0.403			
BST1	BSDD0113	244.00	245.00	1.00	0.049			
BST1	BSDD0113	245.00	246.00	1.00	0.408	**7.00m @ 0.90 g/t Au**	**6.3**	
BST1	BSDD0113	246.00	247.00	1.00	0.371			
BST1	BSDD0113	247.00	248.00	1.00	0.038			
BST1	BSDD0113	248.00	249.00	1.00	**3.460**			**1.00m @ 3.46 g/t Au**
BST1	BSDD0113	252.00	253.00	1.00	**1.309**			**1.00m @ 1.31 g/t Au**
BST1	BSDD0113	253.00	254.00	1.00	0.041			
BST1	BSDD0113	254.00	255.00	1.00	0.050			
BST1	BSDD0113	255.00	256.00	1.00	0.263			
BST1	BSDD0113	256.00	257.00	1.00	0.008			
BST1	BSDD0113	257.00	258.00	1.00	0.255	**11.00m @ 0.39 g/t Au**	**4.3**	
BST1	BSDD0113	258.00	259.00	1.00	0.193			
BST1	BSDD0113	259.00	260.00	1.00	0.539			
BST1	BSDD0113	260.00	261.00	1.00	**1.107**			**1.00m @ 1.11 g/t Au**
BST1	BSDD0113	261.00	262.00	1.00	0.046			
BST1	BSDD0113	262.00	263.00	1.00	0.504			
BST1	BSDD0113	278.00	279.00	1.00	0.333	1.00m @ 0.33 g/t Au	0.3	
BST1	BSDD0113	280.52	282.00	1.48	0.173			
BST1	BSDD0113	282.00	283.00	1.00	0.213			
BST1	BSDD0113	283.00	284.00	1.00	0.022			
BST1	BSDD0113	284.00	285.00	1.00	0.137			
BST1	BSDD0113	285.00	286.00	1.00	**1.186**	**7.00m @ 0.52 g/t Au**	**3.6**	**1.00m @ 1.19 g/t Au**
BST1	BSDD0113	286.00	287.00	1.00	0.214			
BST1	BSDD0113	287.00	288.00	1.00	0.519			
BST1	BSDD0113	288.00	289.00	1.00	**1.326**			**1.00m @ 1.33 g/t Au**
BST1	BSDD0113	294.00	295.00	1.00	0.159			
BST1	BSDD0113	301.00	302.00	1.00	0.611			
BST1	BSDD0113	302.00	303.00	1.00	0.027	4.00m @ 0.29 g/t Au	1.2	
BST1	BSDD0113	303.00	304.00	1.00	0.027			
BST1	BSDD0113	304.00	305.00	1.00	0.501			
BST1	BSDD0113	314.00	315.00	1.00	0.116			
BST1	BSDD0113	315.00	316.00	1.00	0.688	1.00m @ 0.69 g/t Au	0.7	
BST1	BSDD0113	316.00	317.00	1.00	0.146			
BST1	BSDD0113	345.00	346.00	1.00	0.274	1.00m @ 0.27 g/t Au	0.3	
BST1	BSDD0114	0.00	1.50	1.50	0.379			
BST1	BSDD0114	1.50	3.00	1.50	0.217			
BST1	BSDD0114	3.00	4.50	1.50	0.944	**7.50m @ 1.27 g/t Au**	**9.5**	
BST1	BSDD0114	4.50	6.00	1.50	**4.563**			**1.50m @ 4.56 g/t Au**
BST1	BSDD0114	6.00	7.50	1.50	0.260			
BST1	BSDD0114	7.50	9.00	1.50	0.180			
BST1	BSDD0114	22.50	23.60	1.10	0.153			
BST1	BSDD0114	30.00	30.73	0.73	0.165			
BST1	BSDD0114	34.50	35.34	0.84	0.271	0.84m @ 0.27 g/t Au	0.2	
BST1	BSDD0114	36.70	38.00	1.30	0.828	1.30m @ 0.83 g/t Au	1.1	
BST1	BSDD0114	49.50	51.00	1.50	0.349	1.50m @ 0.35 g/t Au	0.5	

For personal use only

For personal use only

Deposit	Hole ID	From	To	Interval	Au (ppm)	Sig Int > 0.2 g/t Au	m*g/t Au (gpm)	Sig Int >1 g/t Au
BST1	BSDD0114	109.00	110.50	1.50	0.122			
BST1	BSDD0114	136.00	137.00	1.00	0.299	1.00m @ 0.30 g/t Au	0.3	
BST1	BSDD0114	143.00	143.70	0.70	0.893	0.70m @ 0.89 g/t Au	0.6	
BST1	BSDD0114	152.30	153.00	0.70	0.171			
BST1	BSDD0114	177.00	177.50	0.50	0.503	0.50m @ 0.50 g/t Au	0.3	
BST1	BSDD0114	183.32	184.00	0.68	0.995	0.68m @ 0.99 g/t Au	0.7	
BST1	BSDD0114	201.72	203.00	1.28	0.354	4.28m @ 0.20 g/t Au	0.9	
BST1	BSDD0114	203.00	204.00	1.00	0.008			
BST1	BSDD0114	204.00	205.00	1.00	0.008			
BST1	BSDD0114	205.00	206.00	1.00	0.401			
BST1	BSDD0114	210.00	211.00	1.00	0.233	1.00m @ 0.23 g/t Au	0.2	
BST1	BSDD0114	212.00	213.00	1.00	0.189			
BST1	BSDD0114	213.00	214.00	1.00	0.108			
BST1	BSDD0114	236.00	237.00	1.00	0.361	3.00m @ 0.69 g/t Au	2.1	
BST1	BSDD0114	237.00	238.00	1.00	0.021			
BST1	BSDD0114	238.00	239.00	1.00	**1.691**			**1.00m @ 1.69 g/t Au**
BST1	BSDD0114	254.00	255.00	1.00	0.405	1.00m @ 0.41 g/t Au	0.4	
BST1	BSDD0114	258.00	259.00	1.00	0.398	1.00m @ 0.40 g/t Au	0.4	
BST1	BSDD0114	263.00	264.00	1.00	**1.688**	1.00m @ 1.69 g/t Au	1.7	**1.00m @ 1.69 g/t Au**
BST1	BSDD0114	275.00	276.41	1.41	0.161			
BST1	BSDD0114	276.41	277.00	0.59	**2.523**	0.59m @ 2.52 g/t Au	1.5	**0.59m @ 2.52 g/t Au**
BST1	BSDD0114	284.00	285.50	1.50	0.292	1.50m @ 0.29 g/t Au	0.4	
BST1	BSDD0114	289.00	290.00	1.00	0.117			
BST1	BSDD0114	297.00	297.70	0.70	0.748	0.70m @ 0.75 g/t Au	0.5	
BST1	BSDD0114	302.00	303.00	1.00	0.439	2.00m @ 1.12 g/t Au	2.2	
BST1	BSDD0114	303.00	304.00	1.00	**1.808**			**1.00m @ 1.81 g/t Au**
BST1	BSDD0114	306.00	307.00	1.00	0.157			
BST1	BSDD0114	307.00	308.00	1.00	0.482	2.00m @ 0.37 g/t Au	0.7	
BST1	BSDD0114	308.00	309.00	1.00	0.252			
BST1	BSDD0114	312.00	312.95	0.95	0.371	0.95m @ 0.37 g/t Au	0.4	
BST1	BSDD0114	315.00	316.00	1.00	0.419	**4.23m @ 0.66 g/t Au**	**2.8**	
BST1	BSDD0114	316.00	317.00	1.00	0.019			
BST1	BSDD0114	317.00	317.59	0.59	0.008			
BST1	BSDD0114	317.59	318.50	0.91	0.887			
BST1	BSDD0114	318.50	319.23	0.73	**2.136**			**0.73m @ 2.14 g/t Au**
BST1	BSDD0114	322.92	324.00	1.08	0.128			
BST1	BSDD0114	324.00	325.00	1.00	0.168			
BST1	BSDD0114	326.00	327.00	1.00	**3.303**	**1.00m @ 3.30 g/t Au**	**3.3**	**1.00m @ 3.30 g/t Au**
BST1	BSDD0114	327.00	328.00	1.00	0.198			
BST1	BSDD0114	331.00	332.00	1.00	0.155			
BST1	BSDD0114	332.00	333.00	1.00	**2.017**	**4.44m @ 0.82 g/t Au**	**3.6**	**2.00m @ 1.67 g/t Au**
BST1	BSDD0114	333.00	334.00	1.00	**1.319**			
BST1	BSDD0114	334.00	335.00	1.00	0.008			
BST1	BSDD0114	335.00	336.44	1.44	0.203			
BST1	BSDD0114	343.00	344.00	1.00	**1.127**	**17.00m @ 1.20 g/t Au**	**20.5**	**1.00m @ 1.13 g/t Au**
BST1	BSDD0114	344.00	345.00	1.00	0.032			
BST1	BSDD0114	345.00	345.50	0.50	0.058			
BST1	BSDD0114	345.50	346.00	0.50	0.360			
BST1	BSDD0114	346.00	347.00	1.00	0.521			
BST1	BSDD0114	347.00	348.00	1.00	0.183			
BST1	BSDD0114	348.00	349.00	1.00	0.709			
BST1	BSDD0114	349.00	350.10	1.10	**2.272**			**4.00m @ 3.41 g/t Au**
BST1	BSDD0114	350.10	351.00	0.90	0.124			
BST1	BSDD0114	351.00	352.00	1.00	0.268			
BST1	BSDD0114	352.00	353.00	1.00	**10.746**			

Deposit	Hole ID	From	To	Interval	Au (ppm)	Sig Int > 0.2 g/t Au	m*g/t Au (gpm)	Sig Int >1 g/t Au
BST1	BSDD0114	353.00	354.00	1.00	0.008			
BST1	BSDD0114	354.00	354.74	0.74	0.746			
BST1	BSDD0114	354.74	356.00	1.26	0.474			
BST1	BSDD0114	356.00	357.00	1.00	0.229			
BST1	BSDD0114	357.00	358.00	1.00	**1.444**			**1.00m @ 1.44 g/t Au**
BST1	BSDD0114	358.00	359.00	1.00	0.839			
BST1	BSDD0114	359.00	360.00	1.00	0.400			
BST1	BSDD0114	365.00	366.00	1.00	0.303	3.00m @ 0.33 g/t Au	1.0	
BST1	BSDD0114	366.00	367.00	1.00	0.008			
BST1	BSDD0114	367.00	368.00	1.00	0.683			
BST1	BSDD0114	369.00	370.00	1.00	0.186			
BST1	BSDD0114	371.00	372.50	1.50	0.277	2.00m @ 1.00 g/t Au	2.0	
BST1	BSDD0114	372.50	373.00	0.50	**3.169**			**0.50m @ 3.17 g/t Au**
BST1	BSDD0114	376.88	378.00	1.12	0.443	2.12m @ 0.56 g/t Au	1.2	
BST1	BSDD0114	378.00	379.00	1.00	0.685			
BST1	BSDD0114	382.00	383.00	1.00	0.411	4.00m @ 0.59 g/t Au	2.4	
BST1	BSDD0114	383.00	384.00	1.00	0.008			
BST1	BSDD0114	384.00	385.00	1.00	0.028			
BST1	BSDD0114	385.00	386.00	1.00	**1.918**			**1.00m @ 1.92 g/t Au**
BST1	BSDD0114	396.76	398.00	1.24	0.356	1.24m @ 0.36 g/t Au	0.4	
BST1	BSDD0114	411.36	412.00	0.64	**2.768**	1.64m @ 1.36 g/t Au	2.2	**0.64m @ 2.77 g/t Au**
BST1	BSDD0114	412.00	413.00	1.00	0.454			
BST1	BSDD0114	415.00	416.00	1.00	0.163			
BST1	BSDD0114	416.00	417.00	1.00	0.320	3.00m @ 0.31 g/t Au	0.9	
BST1	BSDD0114	417.00	418.00	1.00	0.117			
BST1	BSDD0114	418.00	419.00	1.00	0.503			
BST1	BSDD0115	0.00	1.50	1.50	0.120			
BST1	BSDD0115	1.50	3.00	1.50	0.116			
BST1	BSDD0115	3.00	4.50	1.50	0.351	3.00m @ 0.69 g/t Au	2.1	
BST1	BSDD0115	4.50	6.00	1.50	**1.023**			**1.50m @ 1.02 g/t Au**
BST1	BSDD0115	6.00	7.50	1.50	0.173			
BST1	BSDD0115	9.00	10.50	1.50	**1.119**	1.50m @ 1.12 g/t Au	1.7	**1.50m @ 1.12 g/t Au**
BST1	BSDD0115	24.00	25.50	1.50	**1.873**	**6.00m @ 0.60 g/t Au**	**3.6**	**1.50m @ 1.87 g/t Au**
BST1	BSDD0115	25.50	27.00	1.50	0.283			
BST1	BSDD0115	27.00	28.50	1.50	0.008			
BST1	BSDD0115	28.50	30.00	1.50	0.240			
BST1	BSDD0115	89.00	90.00	1.00	0.132			
BST1	BSDD0115	90.00	91.23	1.23	0.137			
BST1	BSDD0115	161.00	162.00	1.00	0.671	1.00m @ 0.67 g/t Au	0.7	
BST1	BSDD0115	166.00	167.00	1.00	**1.796**	**5.03m @ 0.68 g/t Au**	**3.4**	**1.00m @ 1.80 g/t Au**
BST1	BSDD0115	167.00	167.77	0.77	0.008			
BST1	BSDD0115	167.77	169.00	1.23	0.573			
BST1	BSDD0115	169.00	170.00	1.00	0.366			
BST1	BSDD0115	170.00	171.03	1.03	0.525			
BST1	BSDD0115	194.00	195.00	1.00	0.303	**3.30m @ 4.01 g/t Au**	**13.2**	
BST1	BSDD0115	195.00	196.10	1.10	0.945			
BST1	BSDD0115	196.10	196.60	0.50	**20.170**			**1.20m @ 9.92 g/t Au**
BST1	BSDD0115	196.60	197.30	0.70	**2.602**			
BST1	BSDD0115	217.00	218.00	1.00	0.973	1.00m @ 0.97 g/t Au	1.0	
BST1	BSDD0115	235.00	236.00	1.00	**1.879**	1.00m @ 1.88 g/t Au	1.9	**1.00m @ 1.88 g/t Au**
BST1	BSDD0115	236.00	237.00	1.00	0.113			
BST1	BSDD0115	240.00	241.00	1.00	0.125			
BST1	BSDD0115	247.22	248.00	0.78	0.317	2.78m @ 0.25 g/t Au	0.7	
BST1	BSDD0115	248.00	249.00	1.00	0.025			
BST1	BSDD0115	249.00	249.50	0.50	0.008			

For personal use only

Deposit	Hole ID	From	To	Interval	Au (ppm)	Sig Int > 0.2 g/t Au	m*g/t Au (gpm)	Sig Int >1 g/t Au
BST1	BSDD0115	249.50	250.00	0.50	0.865			
BST1	BSDD0115	264.00	265.00	1.00	0.608	2.00m @ 0.74 g/t Au	1.5	
BST1	BSDD0115	265.00	266.00	1.00	0.866			
BST1	BSDD0115	272.00	273.00	1.00	**1.193**	3.00m @ 0.51 g/t Au	1.5	**1.00m @ 1.19 g/t Au**
BST1	BSDD0115	273.00	274.00	1.00	0.021			
BST1	BSDD0115	274.00	275.00	1.00	0.328			
BST1	BSDD0115	279.00	280.19	1.19	0.481	1.19m @ 0.48 g/t Au	0.6	
BST1	BSDD0115	280.19	281.00	0.81	0.130			
BST1	BSDD0115	284.00	285.00	1.00	0.135			
BST1	BSDD0115	286.00	287.00	1.00	0.129			
BST1	BSDD0115	288.00	289.00	1.00	0.887	1.00m @ 0.89 g/t Au	0.9	
BST1	BSDD0115	293.00	294.00	1.00	0.143			
BST1	BSDD0115	294.00	295.00	1.00	0.699	2.46m @ 0.68 g/t Au	1.7	
BST1	BSDD0115	295.00	296.46	1.46	0.662			
BST1	BSDD0115	301.87	302.40	0.53	**10.393**	**2.96m @ 2.67 g/t Au**	**7.9**	**2.96m @ 2.67 g/t Au**
BST1	BSDD0115	302.40	303.50	1.10	0.336			
BST1	BSDD0115	303.50	304.83	1.33	**1.520**			
BST1	BSDD0115	307.84	309.00	1.16	0.429	1.84m @ 0.66 g/t Au	1.2	
BST1	BSDD0115	309.00	309.68	0.68	**1.047**			**0.68m @ 1.05 g/t Au**
BST1	BSDD0115	314.17	315.00	0.83	**1.513**	0.83m @ 1.51 g/t Au	1.3	**0.83m @ 1.51 g/t Au**
BST1	BSDD0115	318.00	319.35	1.35	0.300	3.00m @ 0.26 g/t Au	0.8	
BST1	BSDD0115	319.35	320.00	0.65	0.008			
BST1	BSDD0115	320.00	321.00	1.00	0.356			
BST1	BSDD0115	329.20	330.00	0.80	0.429	0.80m @ 0.43 g/t Au	0.3	
BST1	BSDD0115	335.59	336.33	0.74	**1.567**	3.41m @ 0.68 g/t Au	2.3	**0.74m @ 1.57 g/t Au**
BST1	BSDD0115	336.33	337.00	0.67	0.098			
BST1	BSDD0115	337.00	338.00	1.00	0.032			
BST1	BSDD0115	338.00	339.00	1.00	**1.069**			**1.00m @ 1.07 g/t Au**
BST1	BSDD0115	347.00	348.00	1.00	0.224	3.39m @ 0.25 g/t Au	0.9	
BST1	BSDD0115	348.00	348.63	0.63	0.049			
BST1	BSDD0115	348.63	349.40	0.77	0.148			
BST1	BSDD0115	349.40	350.39	0.99	0.487			
BST1	BSDD0115	354.81	356.00	1.19	0.580	4.50m @ 0.27 g/t Au	1.2	
BST1	BSDD0115	356.00	357.00	1.00	0.023			
BST1	BSDD0115	357.00	358.00	1.00	0.030			
BST1	BSDD0115	358.00	359.31	1.31	0.344			
BST1	BSDD0115	359.31	360.00	0.69	0.110			
BST1	BSDD0115	368.00	369.23	1.23	0.356	1.23m @ 0.36 g/t Au	0.4	
BST1	BSDD0115	382.00	383.00	1.00	0.200	1.00m @ 0.20 g/t Au	0.2	
BST1	BSDD0116	0.00	1.40	1.40	0.287	1.40m @ 0.29 g/t Au	0.4	
BST1	BSDD0116	10.50	11.30	0.80	0.213	0.80m @ 0.21 g/t Au	0.2	
BST1	BSDD0116	15.00	16.50	1.50	**1.075**	1.50m @ 1.07 g/t Au	1.6	**1.50m @ 1.07 g/t Au**
BST1	BSDD0116	19.50	21.00	1.50	0.179			
BST1	BSDD0116	67.00	68.00	1.00	0.693	1.00m @ 0.69 g/t Au	0.7	
BST1	BSDD0116	92.90	94.00	1.10	0.499	1.10m @ 0.50 g/t Au	0.5	
BST1	BSDD0116	94.00	94.50	0.50	0.181			
BST1	BSDD0116	102.00	103.00	1.00	0.265	2.00m @ 0.76 g/t Au	1.5	
BST1	BSDD0116	103.00	104.00	1.00	**1.253**			**1.00m @ 1.25 g/t Au**
BST1	BSDD0116	106.00	107.00	1.00	0.196			
BST1	BSDD0116	168.00	169.00	1.00	0.824	1.00m @ 0.82 g/t Au	0.8	
BST1	BSDD0116	173.00	174.00	1.00	0.936	2.50m @ 0.72 g/t Au	1.8	
BST1	BSDD0116	174.00	175.00	1.00	0.069			
BST1	BSDD0116	175.00	175.50	0.50	**1.582**			**0.50m @ 1.58 g/t Au**
BST1	BSDD0116	185.00	186.00	1.00	0.818	**10.00m @ 2.42 g/t Au**	**24.2**	
BST1	BSDD0116	186.00	187.00	1.00	0.053			

For personal use only

Deposit	Hole ID	From	To	Interval	Au (ppm)	Sig Int > 0.2 g/t Au	m*g/t Au (gpm)	Sig Int >1 g/t Au
BST1	BSDD0116	187.00	187.90	0.90	0.441			
BST1	BSDD0116	187.90	189.00	1.10	**1.620**			
BST1	BSDD0116	189.00	190.00	1.00	**1.042**			
BST1	BSDD0116	190.00	191.00	1.00	0.218			**5.10m @ 4.33 g/t Au**
BST1	BSDD0116	191.00	192.00	1.00	0.036			
BST1	BSDD0116	192.00	193.00	1.00	**19.006**			
BST1	BSDD0116	193.00	194.00	1.00	0.008			
BST1	BSDD0116	194.00	195.00	1.00	0.864			
BST1	BSDD0116	199.00	200.00	1.00	0.212	1.00m @ 0.21 g/t Au	0.2	
BST1	BSDD0116	200.00	201.00	1.00	0.124			
BST1	BSDD0116	202.00	203.00	1.00	0.123			
BST1	BSDD0116	211.00	212.00	1.00	0.203			
BST1	BSDD0116	212.00	212.80	0.80	0.045			
BST1	BSDD0116	212.80	213.50	0.70	**5.907**			**0.70m @ 5.91 g/t Au**
BST1	BSDD0116	213.50	215.00	1.50	0.095			
BST1	BSDD0116	215.00	216.00	1.00	0.601			
BST1	BSDD0116	216.00	217.00	1.00	**1.046**	**9.50m @ 2.25 g/t Au**	**21.3**	**1.00m @ 1.05 g/t Au**
BST1	BSDD0116	217.00	218.00	1.00	0.266			
BST1	BSDD0116	218.00	218.50	0.50	0.406			
BST1	BSDD0116	218.50	219.00	0.50	**2.647**			
BST1	BSDD0116	219.00	220.00	1.00	0.128			**2.00m @ 7.35 g/t Au**
BST1	BSDD0116	220.00	220.50	0.50	**26.514**			
BST1	BSDD0116	220.50	221.00	0.50	0.108			
BST1	BSDD0116	221.00	222.00	1.00	0.165			
BST1	BSDD0116	223.00	224.00	1.00	0.119			
BST1	BSDD0116	226.00	227.00	1.00	0.637			
BST1	BSDD0116	227.00	228.00	1.00	0.026	**3.50m @ 1.46 g/t Au**	**5.1**	
BST1	BSDD0116	228.00	229.00	1.00	0.197			
BST1	BSDD0116	229.00	229.50	0.50	**8.510**			**0.50m @ 8.51 g/t Au**
BST1	BSDD0116	232.00	233.00	1.00	0.610			
BST1	BSDD0116	233.00	234.00	1.00	0.065			
BST1	BSDD0116	234.00	235.00	1.00	0.085	6.00m @ 0.24 g/t Au	1.5	
BST1	BSDD0116	235.00	236.00	1.00	0.380			
BST1	BSDD0116	236.00	237.50	1.50	0.116			
BST1	BSDD0116	237.50	238.00	0.50	0.277			
BST1	BSDD0116	244.00	245.50	1.50	0.233			
BST1	BSDD0116	245.50	246.00	0.50	0.030			
BST1	BSDD0116	246.00	247.50	1.50	0.329	**6.00m @ 0.42 g/t Au**	**2.5**	
BST1	BSDD0116	247.50	248.00	0.50	0.442			
BST1	BSDD0116	248.00	249.00	1.00	0.021			
BST1	BSDD0116	249.00	250.00	1.00	**1.414**			**1.00m @ 1.41 g/t Au**
BST1	BSDD0116	254.00	255.00	1.00	0.132			
BST1	BSDD0116	255.00	256.00	1.00	**3.340**			
BST1	BSDD0116	256.00	257.00	1.00	0.061	**3.80m @ 1.26 g/t Au**	**4.8**	**3.80m @ 1.26 g/t Au**
BST1	BSDD0116	257.00	258.00	1.00	0.017			
BST1	BSDD0116	258.00	258.80	0.80	**1.730**			
BST1	BSDD0116	258.80	260.00	1.20	0.124			
BST1	BSDD0116	266.50	267.00	0.50	**9.133**			**1.50m @ 6.35 g/t Au**
BST1	BSDD0116	267.00	268.00	1.00	**4.963**			
BST1	BSDD0116	268.00	269.00	1.00	0.220			
BST1	BSDD0116	269.00	270.00	1.00	0.530	**6.50m @ 1.68 g/t Au**	**10.9**	
BST1	BSDD0116	270.00	271.00	1.00	0.048			
BST1	BSDD0116	271.00	272.00	1.00	0.048			
BST1	BSDD0116	272.00	273.00	1.00	0.545			
BST1	BSDD0116	284.00	285.00	1.00	0.100			

For personal use only

Deposit	Hole ID	From	To	Interval	Au (ppm)	Sig Int > 0.2 g/t Au	m*g/t Au (gpm)	Sig Int >1 g/t Au
BST1	BSDD0116	285.00	286.00	1.00	0.184			
BST1	BSDD0116	289.00	290.00	1.00	**2.115**	**3.00m @ 1.04 g/t Au**	**3.1**	**3.00m @ 1.04 g/t Au**
BST1	BSDD0116	290.00	291.35	1.35	0.109			
BST1	BSDD0116	291.35	292.00	0.65	**1.320**			
BST1	BSDD0116	297.00	298.00	1.00	0.390	**7.00m @ 0.47 g/t Au**	**3.3**	
BST1	BSDD0116	298.00	299.00	1.00	0.085			
BST1	BSDD0116	299.00	299.60	0.60	0.117			
BST1	BSDD0116	299.60	301.00	1.40	**1.253**			**1.40m @ 1.25 g/t Au**
BST1	BSDD0116	301.00	302.00	1.00	0.021			
BST1	BSDD0116	302.00	303.00	1.00	0.029			
BST1	BSDD0116	303.00	304.00	1.00	0.941			
BST1	BSDD0116	304.00	304.58	0.58	0.172			
BST1	BSDD0116	309.00	310.00	1.00	0.156			
BST1	BSDD0116	311.00	312.00	1.00	0.203	**4.00m @ 0.67 g/t Au**	**2.7**	
BST1	BSDD0116	312.00	313.00	1.00	0.316			
BST1	BSDD0116	313.00	314.00	1.00	0.033			
BST1	BSDD0116	314.00	315.00	1.00	**2.139**			**1.00m @ 2.14 g/t Au**
BST1	BSDD0116	315.00	316.00	1.00	0.131			
BST1	BSDD0116	324.50	325.00	0.50	0.103			
BST1	BSDD0116	325.00	326.00	1.00	0.206	1.00m @ 0.21 g/t Au	0.2	
BST1	BSDD0116	350.00	351.00	1.00	0.245	1.00m @ 0.24 g/t Au	0.2	
BST1	BSDD0117	0.00	0.94	0.94	0.741	0.94m @ 0.74 g/t Au	0.7	
BST1	BSDD0117	2.07	3.00	0.93	0.255	1.93m @ 0.24 g/t Au	0.5	
BST1	BSDD0117	3.00	4.00	1.00	0.224			
BST1	BSDD0117	4.50	6.00	1.50	0.207	4.50m @ 0.34 g/t Au	1.5	
BST1	BSDD0117	6.00	7.00	1.00	0.251			
BST1	BSDD0117	7.00	8.00	1.00	0.147			
BST1	BSDD0117	8.00	9.00	1.00	0.816			
BST1	BSDD0117	10.00	11.00	1.00	0.194			
BST1	BSDD0117	12.00	13.08	1.08	0.913	1.08m @ 0.91 g/t Au	1.0	
BST1	BSDD0117	13.50	15.00	1.50	0.928	1.50m @ 0.93 g/t Au	1.4	
BST1	BSDD0117	22.00	22.80	0.80	0.155			
BST1	BSDD0117	43.00	44.00	1.00	0.660	1.00m @ 0.66 g/t Au	0.7	
BST1	BSDD0117	47.00	48.00	1.00	0.106			
BST1	BSDD0117	70.00	71.00	1.00	0.499	2.00m @ 0.79 g/t Au	1.6	
BST1	BSDD0117	71.00	72.00	1.00	**1.084**			**1.00m @ 1.08 g/t Au**
BST1	BSDD0117	97.00	98.00	1.00	0.134			
BST1	BSDD0117	118.00	119.00	1.00	0.151			
BST1	BSDD0118	0.00	1.50	1.50	0.397	1.50m @ 0.40 g/t Au	0.6	
BST1	BSDD0118	1.50	2.03	0.53	0.162			
BST1	BSDD0118	3.00	4.50	1.50	0.129			
BST1	BSDD0118	4.50	6.00	1.50	0.172			
BST1	BSDD0118	53.47	54.00	0.53	0.123			
BST1	BSDD0118	61.95	62.50	0.55	**7.864**	**1.50m @ 3.09 g/t Au**	**4.6**	**0.55m @ 7.86 g/t Au**
BST1	BSDD0118	62.50	63.45	0.95	0.326			
BST1	BSDD0118	66.00	67.00	1.00	0.119			
BST1	BSDD0118	74.00	75.00	1.00	0.113			
BST1	BSDD0118	100.00	101.00	1.00	0.196			
BST1	BSDD0118	103.00	104.00	1.00	0.144			
BST1	BSDD0118	108.00	109.00	1.00	0.113			
BST1	BSDD0118	113.00	113.94	0.94	0.275	0.94m @ 0.28 g/t Au	0.3	
BST1	BSDD0118	119.00	120.00	1.00	0.798	1.00m @ 0.80 g/t Au	0.8	
BST1	BSDD0118	129.00	130.00	1.00	0.100			
BST1	BSDD0118	135.00	136.00	1.00	0.243	1.00m @ 0.24 g/t Au	0.2	
BST1	BSDD0118	139.00	140.00	1.00	0.462	7.00m @ 0.28 g/t Au	2.0	

For personal use only

Deposit	Hole ID	From	To	Interval	Au (ppm)	Sig Int > 0.2 g/t Au	m*g/t Au (gpm)	Sig Int >1 g/t Au
BST1	BSDD0118	140.00	141.00	1.00	0.195			
BST1	BSDD0118	141.00	142.00	1.00	0.481			
BST1	BSDD0118	142.00	143.00	1.00	0.096			
BST1	BSDD0118	143.00	144.00	1.00	0.221			
BST1	BSDD0118	144.00	145.00	1.00	0.268			
BST1	BSDD0118	145.00	146.00	1.00	0.230			
BST1	BSDD0118	155.00	156.00	1.00	0.132			
BST1	BSDD0118	156.00	157.00	1.00	**1.769**	1.00m @ 1.77 g/t Au	1.8	**1.00m @ 1.77 g/t Au**
BST1	BSDD0118	157.00	158.00	1.00	0.104			
BST1	BSDD0118	167.00	168.00	1.00	0.119			
BST1	BSDD0118	168.00	169.00	1.00	0.124			
BST1	BSDD0118	169.00	170.00	1.00	0.305	1.00m @ 0.30 g/t Au	0.3	
BST1	BSDD0118	179.00	180.00	1.00	**1.244**	**4.00m @ 0.73 g/t Au**	**2.9**	**2.00m @ 1.18 g/t Au**
BST1	BSDD0118	180.00	181.00	1.00	**1.121**			
BST1	BSDD0118	181.00	182.00	1.00	0.306			
BST1	BSDD0118	182.00	183.00	1.00	0.265			
BST1	BSDD0118	188.00	189.00	1.00	0.368	1.00m @ 0.37 g/t Au	0.4	
BST1	BSDD0118	191.05	192.00	0.95	0.229	0.95m @ 0.23 g/t Au	0.2	
BST1	BSDD0118	205.00	206.00	1.00	**2.745**	**1.00m @ 2.75 g/t Au**	**2.7**	**1.00m @ 2.75 g/t Au**
BST1	BSDD0118	207.00	208.00	1.00	0.140			
BST1	BSDD0118	212.00	213.31	1.31	0.662	**8.00m @ 0.37 g/t Au**	**2.9**	
BST1	BSDD0118	213.31	214.00	0.69	0.203			
BST1	BSDD0118	214.00	215.00	1.00	0.044			
BST1	BSDD0118	215.00	216.00	1.00	0.543			
BST1	BSDD0118	216.00	217.00	1.00	0.458			
BST1	BSDD0118	217.00	218.00	1.00	0.578			
BST1	BSDD0118	218.00	219.00	1.00	0.086			
BST1	BSDD0118	219.00	220.00	1.00	0.228			
BST1	BSDD0118	220.00	221.00	1.00	0.119			
BST1	BSDD0118	229.00	230.00	1.00	0.582	1.00m @ 0.58 g/t Au	0.6	
BST1	BSDD0119	0.94	1.50	0.56	0.111			
BST1	BSDD0119	1.50	2.32	0.82	0.226	0.82m @ 0.23 g/t Au	0.2	
BST1	BSDD0119	3.80	4.50	0.70	0.173			
BST1	BSDD0119	33.00	34.50	1.50	0.423	1.50m @ 0.42 g/t Au	0.6	
BST1	BSDD0119	58.50	59.50	1.00	0.112			
BST1	BSDD0119	71.00	72.50	1.50	0.577	**6.00m @ 0.51 g/t Au**	**3.1**	
BST1	BSDD0119	72.50	74.00	1.50	0.475			
BST1	BSDD0119	74.00	75.50	1.50	0.274			
BST1	BSDD0119	75.50	77.00	1.50	0.732			
BST1	BSDD0119	77.00	78.50	1.50	0.194			
BST1	BSDD0119	79.50	80.50	1.00	0.190			
BST1	BSDD0119	88.00	89.00	1.00	0.270	1.00m @ 0.27 g/t Au	0.3	
BST1	BSDD0119	92.00	93.00	1.00	0.742	**5.00m @ 1.61 g/t Au**	**8.0**	
BST1	BSDD0119	93.00	93.60	0.60	0.018			
BST1	BSDD0119	93.60	95.00	1.40	**3.291**			**3.40m @ 2.14 g/t Au**
BST1	BSDD0119	95.00	96.00	1.00	**1.112**			
BST1	BSDD0119	96.00	97.00	1.00	**1.563**			
BST1	BSDD0119	109.00	110.00	1.00	0.394	2.00m @ 0.35 g/t Au	0.7	
BST1	BSDD0119	110.00	111.00	1.00	0.312			
BST1	BSDD0119	115.00	116.00	1.00	0.208	1.00m @ 0.21 g/t Au	0.2	
BST1	BSDD0119	124.00	125.00	1.00	0.244	1.00m @ 0.24 g/t Au	0.2	
BST1	BSDD0119	126.00	127.00	1.00	0.119			
BST1	BSDD0119	127.00	128.00	1.00	0.128			
BST1	BSDD0119	128.00	129.00	1.00	0.568	**16.00m @ 0.60 g/t Au**	**9.5**	
BST1	BSDD0119	129.00	130.00	1.00	0.038			

For personal use only

Deposit	Hole ID	From	To	Interval	Au (ppm)	Sig Int > 0.2 g/t Au	m*g/t Au (gpm)	Sig Int >1 g/t Au
BST1	BSDD0119	130.00	130.90	0.90	0.033			
BST1	BSDD0119	130.90	132.00	1.10	**1.929**			**4.10m @ 1.60 g/t Au**
BST1	BSDD0119	132.00	133.00	1.00	**1.596**			
BST1	BSDD0119	133.00	133.60	0.60	0.144			
BST1	BSDD0119	133.60	135.00	1.40	**1.981**			
BST1	BSDD0119	135.00	136.00	1.00	0.127			
BST1	BSDD0119	136.00	137.00	1.00	0.390			
BST1	BSDD0119	137.00	138.10	1.10	0.093			
BST1	BSDD0119	138.10	139.00	0.90	0.219			
BST1	BSDD0119	139.00	140.00	1.00	0.107			
BST1	BSDD0119	140.00	141.00	1.00	0.613			
BST1	BSDD0119	141.00	142.00	1.00	0.171			
BST1	BSDD0119	142.00	142.70	0.70	0.126			
BST1	BSDD0119	142.70	144.00	1.30	0.400			
BST1	BSDD0119	147.00	148.00	1.00	**1.650**			
BST1	BSDD0119	148.00	148.60	0.60	0.083			
BST1	BSDD0119	148.60	149.20	0.60	**2.359**			**6.00m @ 2.84 g/t Au**
BST1	BSDD0119	149.20	150.00	0.80	**3.473**			
BST1	BSDD0119	150.00	151.00	1.00	**7.602**	**8.00m @ 2.21 g/t Au**	**17.7**	
BST1	BSDD0119	151.00	152.00	1.00	0.863			
BST1	BSDD0119	152.00	153.00	1.00	**2.654**			
BST1	BSDD0119	153.00	154.00	1.00	0.328			
BST1	BSDD0119	154.00	155.00	1.00	0.335			
BST1	BSDD0119	155.00	156.00	1.00	0.125			
BST1	BSDD0119	162.00	163.00	1.00	0.427			
BST1	BSDD0119	163.00	164.00	1.00	0.044			
BST1	BSDD0119	164.00	165.00	1.00	0.151	6.00m @ 0.39 g/t Au	2.3	
BST1	BSDD0119	165.00	166.00	1.00	**1.452**			**1.00m @ 1.45 g/t Au**
BST1	BSDD0119	166.00	167.00	1.00	0.008			
BST1	BSDD0119	167.00	168.00	1.00	0.247			
BST1	BSDD0119	168.00	169.00	1.00	0.130			
BST1	BSDD0119	169.00	170.00	1.00	0.104			
BST1	BSDD0119	174.00	175.00	1.00	0.209			
BST1	BSDD0119	175.00	176.00	1.00	**1.046**			**3.00m @ 2.05 g/t Au**
BST1	BSDD0119	176.00	177.00	1.00	0.903			
BST1	BSDD0119	177.00	178.00	1.00	**4.208**			
BST1	BSDD0119	178.00	179.00	1.00	0.481			
BST1	BSDD0119	179.00	180.00	1.00	0.986			
BST1	BSDD0119	180.00	181.00	1.00	0.397			
BST1	BSDD0119	181.00	182.00	1.00	**1.820**			**1.00m @ 1.82 g/t Au**
BST1	BSDD0119	182.00	183.00	1.00	0.820			
BST1	BSDD0119	183.00	184.00	1.00	0.128			
BST1	BSDD0119	184.00	185.00	1.00	0.643			
BST1	BSDD0119	185.00	186.00	1.00	0.122	**30.00m @ 0.96 g/t Au**	**28.9**	
BST1	BSDD0119	186.00	187.00	1.00	**2.534**			
BST1	BSDD0119	187.00	188.00	1.00	**2.161**			
BST1	BSDD0119	188.00	189.00	1.00	**1.137**			**6.00m @ 2.05 g/t Au**
BST1	BSDD0119	189.00	189.80	0.80	0.680			
BST1	BSDD0119	189.80	191.00	1.20	**1.968**			
BST1	BSDD0119	191.00	192.00	1.00	**3.562**			
BST1	BSDD0119	192.00	193.00	1.00	0.143			
BST1	BSDD0119	193.00	194.00	1.00	0.639			
BST1	BSDD0119	194.00	195.40	1.40	0.385			
BST1	BSDD0119	195.40	196.00	0.60	**1.020**			**0.60m @ 1.02 g/t Au**
BST1	BSDD0119	196.00	196.50	0.50	0.705			

For personal use only

Deposit	Hole ID	From	To	Interval	Au (ppm)	Sig Int > 0.2 g/t Au	m*g/t Au (gpm)	Sig Int >1 g/t Au
BST1	BSDD0119	196.50	198.00	1.50	0.016			
BST1	BSDD0119	198.00	199.00	1.00	0.343			
BST1	BSDD0119	199.00	200.00	1.00	0.217			
BST1	BSDD0119	200.00	201.00	1.00	0.044			
BST1	BSDD0119	201.00	202.00	1.00	0.192			
BST1	BSDD0119	202.00	203.00	1.00	**1.217**			**1.00m @ 1.22 g/t Au**
BST1	BSDD0119	203.00	204.00	1.00	0.499			
BST1	BSDD0119	205.00	206.00	1.00	0.180			
BST1	BSDD0119	206.00	207.00	1.00	0.143			
BST1	BSDD0119	207.00	208.00	1.00	0.142			
BST1	BSDD0119	208.00	209.00	1.00	0.273			
BST1	BSDD0119	209.00	210.00	1.00	0.103			
BST1	BSDD0119	210.00	211.00	1.00	0.156			
BST1	BSDD0119	211.00	212.00	1.00	0.518			
BST1	BSDD0119	212.00	213.00	1.00	0.020	**10.00m @ 1.34 g/t Au**	**13.4**	
BST1	BSDD0119	213.00	214.00	1.00	0.029			
BST1	BSDD0119	214.00	215.00	1.00	**2.590**			
BST1	BSDD0119	215.00	216.00	1.00	0.194			**4.00m @ 3.06 g/t Au**
BST1	BSDD0119	216.00	217.00	1.00	0.445			
BST1	BSDD0119	217.00	218.00	1.00	**9.023**			
BST1	BSDD0119	222.00	223.00	1.00	0.443			
BST1	BSDD0119	223.00	224.30	1.30	**3.188**			
BST1	BSDD0119	224.30	225.50	1.20	0.107	**4.50m @ 6.65 g/t Au**	**29.9**	**3.50m @ 8.42 g/t Au**
BST1	BSDD0119	225.50	226.00	0.50	0.027			
BST1	BSDD0119	226.00	226.50	0.50	**50.392**			
BST1	BSDD0119	226.50	227.50	1.00	0.184			
BST1	BSDD0119	228.50	229.50	1.00	0.146			
BST1	BSDD0119	229.50	230.60	1.10	0.285	1.10m @ 0.28 g/t Au	0.3	
BST1	BSDD0119	240.00	240.60	0.60	**3.151**	0.60m @ 3.15 g/t Au	1.9	**0.60m @ 3.15 g/t Au**
BST1	BSDD0119	246.47	247.00	0.53	0.169			
BST1	BSDD0119	247.00	248.00	1.00	0.179			
BST1	BSDD0119	248.00	248.70	0.70	0.208	0.70m @ 0.21 g/t Au	0.1	
BST1	BSDD0119	251.00	252.00	1.00	0.128			
BST1	BSDD0119	252.00	253.00	1.00	0.375			
BST1	BSDD0119	253.00	254.00	1.00	0.008			
BST1	BSDD0119	254.00	255.00	1.00	0.019			
BST1	BSDD0119	255.00	256.00	1.00	0.311			
BST1	BSDD0119	256.00	257.00	1.00	0.618	9.00m @ 0.25 g/t Au	2.3	
BST1	BSDD0119	257.00	258.00	1.00	0.008			
BST1	BSDD0119	258.00	258.75	0.75	0.008			
BST1	BSDD0119	258.75	260.20	1.45	0.471			
BST1	BSDD0119	260.20	261.00	0.80	0.292			
BST1	BSDD0120	0.00	0.77	0.77	0.283	0.77m @ 0.28 g/t Au	0.2	
BST1	BSDD0120	2.90	4.00	1.10	0.162			
BST1	BSDD0120	6.00	7.00	1.00	0.755	1.00m @ 0.76 g/t Au	0.8	
BST1	BSDD0120	7.00	7.75	0.75	0.118			
BST1	BSDD0120	24.00	24.93	0.93	**3.179**	**0.93m @ 3.18 g/t Au**	**3.0**	**0.93m @ 3.18 g/t Au**
BST1	BSDD0120	33.00	34.00	1.00	0.109			
BST1	BSDD0120	34.00	35.18	1.18	0.415	1.18m @ 0.41 g/t Au	0.5	
BST1	BSDD0120	37.00	38.00	1.00	**1.452**	1.00m @ 1.45 g/t Au	1.5	**1.00m @ 1.45 g/t Au**
BST1	BSDD0120	43.00	44.00	1.00	**1.106**	1.00m @ 1.11 g/t Au	1.1	**1.00m @ 1.11 g/t Au**
BST1	BSDD0120	50.00	51.00	1.00	0.224	1.00m @ 0.22 g/t Au	0.2	
BST1	BSDD0120	54.00	54.72	0.72	**2.165**	0.72m @ 2.17 g/t Au	1.6	**0.72m @ 2.17 g/t Au**
BST1	BSDD0120	60.00	61.00	1.00	**1.516**	1.00m @ 1.52 g/t Au	1.5	**1.00m @ 1.52 g/t Au**
BST1	BSDD0120	69.00	70.00	1.00	0.270	1.00m @ 0.27 g/t Au	0.3	

For personal use only

Deposit	Hole ID	From	To	Interval	Au (ppm)	Sig Int > 0.2 g/t Au	m*g/t Au (gpm)	Sig Int >1 g/t Au
BST1	BSDD0120	81.09	82.00	0.91	**6.255**	**0.91m @ 6.25 g/t Au**	**5.7**	**0.91m @ 6.25 g/t Au**
BST1	BSDD0120	98.00	99.00	1.00	0.261	2.00m @ 0.33 g/t Au	0.7	
BST1	BSDD0120	99.00	100.00	1.00	0.402			
BST1	BSDD0120	145.00	146.00	1.00	0.131			
BST1	BSDD0120	147.00	148.00	1.00	0.469	1.00m @ 0.47 g/t Au	0.5	
BST1	BSDD0120	155.00	156.00	1.00	0.378	1.00m @ 0.38 g/t Au	0.4	
BST1	BSDD0120	157.00	158.45	1.45	0.107			
BST1	BSDD0121	1.03	1.91	0.88	0.100			
BST1	BSDD0121	66.00	67.00	1.00	0.458	1.00m @ 0.46 g/t Au	0.5	
BST1	BSDD0122	2.80	4.00	1.20	0.103			
BST1	BSDD0122	4.00	5.00	1.00	0.287	**5.00m @ 1.12 g/t Au**	**5.6**	
BST1	BSDD0122	5.00	6.00	1.00	0.075			
BST1	BSDD0122	6.00	7.00	1.00	**4.086**			**1.00m @ 4.09 g/t Au**
BST1	BSDD0122	7.00	8.00	1.00	0.617			
BST1	BSDD0122	8.00	9.00	1.00	0.545			
BST1	BSDD0122	13.50	15.00	1.50	0.100			
BST1	BSDD0122	23.74	24.95	1.21	**1.122**	1.21m @ 1.12 g/t Au	1.4	**1.21m @ 1.12 g/t Au**
BST1	BSDD0122	49.00	50.00	1.00	0.316	1.00m @ 0.32 g/t Au	0.3	
BST1	BSDD0122	59.00	60.10	1.10	0.220	1.10m @ 0.22 g/t Au	0.2	
BST1	BSDD0122	76.00	77.00	1.00	0.174			
BST1	BSDD0122	91.00	92.00	1.00	0.135			
BST1	BSDD0124	0.00	1.50	1.50	0.184			
BST1	BSDD0124	1.50	2.15	0.65	0.210	0.65m @ 0.21 g/t Au	0.1	
BST1	BSDD0124	3.00	4.50	1.50	0.256	1.50m @ 0.26 g/t Au	0.4	
BST1	BSDD0124	4.50	6.00	1.50	0.164			
BST1	BSDD0124	6.00	6.99	0.99	0.105			
BST1	BSDD0124	7.50	9.00	1.50	0.134			
BST1	BSDD0124	9.00	10.00	1.00	0.194			
BST1	BSDD0124	10.00	11.11	1.11	0.104			
BST1	BSDD0124	18.00	19.00	1.00	0.179			
BST1	BSDD0124	19.00	20.00	1.00	0.349	3.00m @ 0.37 g/t Au	1.1	
BST1	BSDD0124	20.00	21.00	1.00	0.008			
BST1	BSDD0124	21.00	22.00	1.00	0.759			
BST1	BSDD0124	30.00	31.00	1.00	0.715	1.00m @ 0.71 g/t Au	0.7	
BST1	BSDD0124	34.00	35.00	1.00	0.200	1.00m @ 0.20 g/t Au	0.2	
BST1	BSDD0124	45.00	46.08	1.08	0.484	1.08m @ 0.48 g/t Au	0.5	
BST1	BSDD0124	47.00	48.00	1.00	0.404	1.00m @ 0.40 g/t Au	0.4	
BST1	BSDD0124	49.50	50.00	0.50	0.389	0.50m @ 0.39 g/t Au	0.2	

For personal use only

For personal use only

About Aurum

Aurum Resources (ASX:AUE) is an Australian based gold exploration company focused on discovery and development of major gold projects in Côte d'Ivoire, West Africa. Aurum has 4.38 Moz gold resources coming from two gold projects, the 3.22 Moz Boundiali Gold Project and the 1.16 Moz Napié Gold Project. Aurum has 16 diamond drill rigs allowing it to explore faster and more cost effectively than its peers.

Group Mineral Resources and Reserves

The Mineral Resources and Ore Reserves are reported in accordance with the 2012 Edition of the Australasian Code for Reporting of Exploration Results, Mineral Resources and Ore Reserves (JORC Code). The Mineral Resources are inclusive of the Ore Reserves. All figures are reported on a dry mass basis at 100% equity interest. Rounding may cause minor computational discrepancies. Ore Reserves are not precise calculations.

Table 3: Group Mineral Resources Statement for contained gold based on drilling as at 30 April 2026 (figures may not add up due to appropriate rounding)

Mineral Resources			Indicated			Inferred			Total Resources		
Project	Type	Cut-off	Tonnes (Mt)	Gold grade (g/t)	Gold (Moz)	Tonnes (Mt)	Gold grade (g/t)	Gold (Moz)	Tonnes (Mt)	Gold grade (g/t)	Gold (Moz)
Boundiali	Oxide	0.4 g/t Au above 300m depth and 1.5 g/t below 300m depth	3.1	0.9	0.09	2.3	0.8	0.06	**5.4**	**0.9**	**0.15**
	Transition		3.3	0.9	0.10	2.0	0.8	0.05	**5.1**	**0.9**	**0.15**
	Fresh		48.2	1.0	1.51	48.7	0.9	1.41	**96.9**	**0.9**	**2.92**
	Total		**54.5**	**1.0**	**1.70**	**52.9**	**0.9**	**1.52**	**107.5**	**1.0**	**3.22**
Napié	Oxide	0.3 g/t Au above 300m depth and 1.0 g/t below 300m depth	1.0	1.4	0.04	0.9	1.0	0.03	1.9	1.2	0.07
	Transition		0.8	1.2	0.03	1.3	0.9	0.04	2.1	1.0	0.07
	Fresh		7.1	1.2	0.27	19.0	1.2	0.74	26.1	1.2	1.01
	Total		**8.9**	**1.2**	**0.35**	**21.2**	**1.2**	**0.82**	**30.0**	**1.2**	**1.16**
Total			**63.4**	**1.0**	**2.05**	**74.1**	**1.0**	**2.34**	**137.5**	**1.0**	**4.38**

Table 4: Group Ore Reserve Statement as at 30 April 2026 (figures may not add up due to appropriate rounding)

	Proved			Probable			Total		
Mining Area	Quantity Mt	Au g/t	Au koz	Quantity Mt	Au g/t	Au koz	Quantity Mt	Au g/t	Au koz
BDT1	—	—	—	10.3	1.0	323	10.3	1.0	323
BDT2	—	—	—	17.5	0.6	354	17.5	0.6	354
BMT3	—	—	—	8.8	1.4	383	8.8	1.4	383
BST	—	—	—	5.5	0.8	145	5.5	0.8	145
TOTAL	—	—	—	**42.1**	**0.9**	**1,210**	**42.1**	**0.9**	**1,210**

For personal use only

Boundiali Gold Project (3.22 Moz)

The flagship Boundiali Gold Project is comprised of seven neighbouring exploration tenements and is located within the same greenstone belt as Resolute's large Syama (11.5Moz) gold mine and Perseus' Sissingué (1.4 Moz) gold mine to the north and Montage Gold's 6Moz Koné project located to the south. Atlantic Group's Tongon mine (5.0Moz) is located to the northeast:

BM gold project JV 80% interest - PR0893 ("**BM**"), 400km^2

- Can earn 80-88% interest in future gold production company (Government receives 10% free carry from local partner):
  - 80% if local partner contributes 11% capex
  - 85% if local partner does not contribute capex – they go to 5% free carry
  - 88% if local partner sells us 3% of their interest they go to 2% free carry.

BD gold project JV 80% interest - PR808 ("**BD**"), 260km^2

- Can earn 80-88% interest in future gold production company (Government receives 10% free carry from local partner):
  - 80% if local partner contributes 11% capex
  - 85% if local partner does not contribute capex – they go to 5% free carry
  - 88% if local partner sells us 3% of their interest they go to 2% free carry.

BST gold project 100% interest – Application No. 0781 ("**BST**") 100%, 167.34km^2

- *Application for mining exploitation licence was lodged with the Ministry of Mines, Petroleum and Energy in March 2025*
- 90% interest in future gold production company (Government receives 10% free carry from Aurum interest).

BN gold project JV - PR283 ("**BN**"), 208.87km^2

Aurum is earning interest through carrying out exploration to earn 70% interest in three stages:

- Stage 1: Aurum earns 35% interest by spending USD 1.2 million within 36 months of licence grant
- Stage 2: Aurum earns 51% interest by spending USD 2.5 million within 60 months of licence grant
- Stage 3: Aurum earns 70% interest upon completion of a pre-feasibility study on the tenement
- Diamond drilling conducted by Aurum will be valued at US$140 per meter for expenditure calculations
- Upon grant of a mining exploitation licence, the ownership structure will be: Aurum (70%), GNRR (20%), Ivorian Government (10%).

Encore JV Project

- Applications (No. 1740 and No. 1745) totalling nearly 320km^2 are strategically located between Aurum's existing **BD** and **BST** tenements and south of **BM**, offering growth potential for its Boundiali Gold Project.

For personal use only

- Staged earn-in agreement aligns expenditure with milestones for each permit area:
  - Path to 51% interest: 4,000m diamond drilling
  - Path to 80% interest: Additional 8,000m diamond drilling (total 12,000m) OR US$2.5 million nominal expenditure.

Major Star Plus Partnership Projects

- Application (No. 0791), 114.53km^2 , is strategically located on the immediate south and west of **BST** tenement, offering growth potential for its Boundiali Gold Project
- Application (No. 0793), 99.12km^2 , are structurally located on the immediate west of the Napié gold project, offering growth potential for its Napié Gold Project
- 35% project interest from the Company's ownership of 35% registered share capital of Major Star Plus Sarl.
  - Path to 51% interest in an exploration permit: Either USD1.5 million normal expenditure or 7,000m diamond drilling.
  - Path to 80% interest in an exploration permit: Either USD3.0 million normal expenditure or 15,000m diamond drilling
  - Path to 95% interest in an exploration permit: Completion of Pre-Feasibility Study
  - 85.5~87% interest in a future production mine.

Mako Gold Pty Ltd (1.16Moz)

Wholly owned subsidiary of Aurum and holds the following projects:

- 1.16Moz Napié Gold Project. 90% Mako and African American Investment Fund (AAIF) has a 10% interest in the Napié Project free carried to completion of a feasibility study
- Korhogo Project (100%), significant manganese discovery
- Brobo Project (100%), prospective for lithium/rare earths.

For personal use only

Section 1 of the JORC Code, 2012 Edition – Table 1

Sampling Techniques and Data

Criteria	JORC Code explanation	Commentary
Sampling techniques	• *Nature and quality of sampling (e.g. cut channels, random chips, or specific specialised industry standard measurement tools appropriate to the minerals under investigation, such as down hole gamma sondes, or handheld XRF instruments, etc). These examples should not be taken as limiting the broad meaning of sampling.* • *Include reference to measures taken to ensure sample representivity and the appropriate calibration of any measurement tools or systems used.* • *Aspects of the determination of mineralisation that are Material to the Public Report. In cases where 'industry standard' work has been done this would be relatively simple (eg 'reverse circulation drilling was used to obtain 1 m samples from which 3 kg was pulverised to produce a 30 g charge for fire assay'). In other cases, more explanation may be required, such as where there is coarse gold that has inherent sampling problems. Unusual commodities or mineralisation types (eg submarine nodules) may warrant disclosure of detailed information.*	• *Samples were collected using diamond drilling techniques generally angled at 50° on an azimuth designed to optimally intersect the mineralised zones.* • *Diamond core was logged both for geological and mineralised structures as noted above. The core was then cut in half using a diamond brick cutting saw on 1m intervals. Typically, the core was sampled to geological intervals as defined by the geologist within the even two metre sample intervals utilised. The right-hand side of the core was always submitted for analysis with the left side being stored in trays on site.* • *Sampling and QAQC procedures were carried out to industry standards.* • *Sample preparation and assay was completed by independent international accredited laboratory MSALABS. Following cutting or splitting, the samples were bagged by the Client employees and then sent to the laboratory for preparation. These samples were subsequently sent to MSALABS at Yamoussoukro for analysis via 500g Photon Assay.*
• ***Drilling techniques***	• *Drill type (eg core, reverse circulation, open-hole hammer, rotary air blast, auger, Bangka, sonic, etc) and details (eg core diameter, triple or standard tube, depth of diamond tails, face-sampling bit or other type, whether core is oriented and if so, by what method, etc).*	• *Diamond drilling carried out with mostly NTW and some HQ sized equipment. PQ-size rods and casing were used at the top the holes to stabilise the collars although no samples were taken from the PQ size core.*
• ***Drill sample recovery***	• *Method of recording and assessing core and chip sample recoveries and results assessed.* • *Measures taken to maximise sample recovery and ensure representative nature of the samples.* • *Whether a relationship exists between sample recovery and grade and whether sample bias may have occurred due to preferential loss/gain of fine/coarse material.*	• *Diamond drilling core recoveries ranged between 85% and 100% for all holes with no significant issues noted.*
• ***Logging***	• *Whether core and chip samples have been geologically and geotechnically logged to a level of detail to support appropriate Mineral Resource estimation, mining*	• *All holes were field logged by company geologists. Lithological, alteration and mineralogical nomenclature of the deposit as well as sulphide content were recorded.*

For personal use only

Criteria	JORC Code explanation	Commentary
	studies and metallurgical studies. • *Whether logging is qualitative or quantitative in nature. Core (or costean, channel, etc) photography.* • *The total length and percentage of the relevant intersections logged.*	*Metallurgical, Geotechnical and structural data has been recorded* • *Photography and recovery measurements were carried out by assistants under a geologist's supervision.* • *All drill holes were logged in full.* • *Logging was qualitative and quantitative in nature.*
• ***Sub-sampling techniques and sample preparation***	• *If core, whether cut or sawn and whether quarter, half or all core taken.* • *If non-core, whether riffled, tube sampled, rotary split, etc and whether sampled wet or dry.* • *For all sample types, the nature, quality and appropriateness of the sample preparation technique.* • *Quality control procedures adopted for all sub-sampling stages to maximise representivity of samples.* • *Measures taken to ensure that the sampling is representative of the in-situ material collected, including for instance results for field duplicate/second-half sampling.* • *Whether sample sizes are appropriate to the grain size of the material being sampled.*	• *NTW core cut in half using a core saw. Typically, the core was sampled to major geological intervals as defined by the geologist within the even two metre sample intervals utilised. All samples were collected from the same side of the core.* • *Sample sizes are considered appropriate to correctly represent the moderately nuggetty gold mineralisation based on: the style of mineralisation, the thickness and consistency of the intersections, the sampling methodology and assay value ranges for Au.* • *The entire sample was crushed to 70% passing 2mm.* • *Crushed sample was split to produce 500g sample for analysis and the remaining reject kept for checks.* • *Field QC procedures involved the use of 2 types of certified reference materials (1 in 20) which is certified by Geostats Ltd,* • *Primary DD duplicate: Generated by cutting the remaining half core into a ¼ and sampled.* • *Coarse blank samples: Inserted 1 in every 20 samples* • *Laboratory Internal Duplicates and Standards* • *Sample sizes are considered appropriate to correctly represent the moderately nuggetty gold mineralisation based on: the style of mineralisation, the thickness and consistency of the intersections, the sampling methodology and assay value ranges for gold*
• ***Quality of assay data and laboratory tests***	• *The nature, quality and appropriateness of the assaying and laboratory procedures used and whether the technique is considered partial or total.* • *For geophysical tools, spectrometers, handheld XRF instruments, etc, the parameters used in determining the analysis including instrument make and*	• *The analytical technique used is Chrysos™ PhotonAssay methodology. This uses a high-energy X-ray source that is used to irradiate large mineral samples, typically about 500g compared to the 50g of the fire assay. The X-rays induce short-lived changes in the structure of any gold nuclei present. As the excited gold nuclei return to*

For personal use only

Criteria	JORC Code explanation	Commentary
	model, reading times, calibrations factors applied and their derivation, etc. • *Nature of quality control procedures adopted (eg standards, blanks, duplicates, external laboratory checks) and whether acceptable levels of accuracy (i.e. lack of bias) and precision have been established.*	*their ground state, they emit a characteristic gamma-ray signature, the intensity of which is directly proportional to the concentration of gold. The penetrating nature of Chrysos™ PhotonAssay provides much higher energy than those used in conventional X-ray fluorescence (XRF), which provides a true bulk analysis of the entire sample. Samples are presented into a fully automatic process where samples are irradiated, measured, data collection and reporting.* • *No geophysical tools were used to determine any element concentrations used for this report.* • *Sample preparation checks for fineness were carried out by the laboratory as part of internal procedures to ensure the grind size was being attained. Laboratory QAQC includes the use of internal standards using certified reference material, and pulp replicates. No anomalous assays were noted in information provided to the Client.* • *The QAQC results confirm that acceptable levels of accuracy and precision have been established for the Classifications applied (exploration results only).*
• ***Verification of sampling and assaying***	• *The verification of significant intersections by either independent or alternative company personnel.* • *The use of twinned holes.* • *Documentation of primary data, data entry procedures, data verification, data storage (physical and electronic) protocols.* • *Discuss any adjustment to assay data.*	• *NA* • *No holes have been twinned* • *No adjustment to assay data* • *Logging records were mostly registered in physical format and were input into a digital format. The core photographs, collar coordinates and down the hole surveys were received in digital format.* • *Assay values that were below detection limit were adjusted to equal half of the detection limit value. Un-sampled intervals were assumed to have no mineralisation and they were therefore set to blank in the database, however these are minimal.*
• ***Location of data points***	• *Accuracy and quality of surveys used to locate drill holes (collar and down-hole surveys), trenches, mine workings and other locations used in Mineral Resource estimation.* • *Specification of the grid system used.* • *Quality and adequacy of topographic control.*	• *DD collar positions were initially located using a handheld GPS with a location error of +/3m.* • *The datum employed is WGS84, Zone 29* • *All drill hole locations are then surveyed utilising the differential GPS methods by both company and third-party surveyors.* • *DGPS system utilised is typically within a 10 cm accuracy range which is suitable for the classification applied.*

Criteria	JORC Code explanation	Commentary
• ***Data spacing and distribution***	• *Data spacing for reporting of Exploration Results.* • *Whether the data spacing and distribution is sufficient to establish the degree of geological and grade continuity appropriate for the Mineral Resource and Ore Reserve estimation procedure(s) and classifications applied.* • *Whether sample compositing has been applied.*	• *Drillholes were completed on variable line spacings (from 100m to 50m) and orientations.* • *The drill hole spacing and distribution is considered sufficient to establish the degree of continuity appropriate for the Inferred Mineral Resource estimation procedures.* • *The samples were not composited prior to assay.*
• ***Orientation of data in relation to geological structure***	• *Whether the orientation of sampling achieves unbiased sampling of possible structures and the extent to which this is known, considering the deposit type.* • *If the relationship between the drilling orientation and the orientation of key mineralised structures is considered to have introduced a sampling bias, this should be assessed and reported if material.*	• *Drill holes were drilled approximately at right angles to the anticipated strike of the target geochemical anomaly and orthogonal to the interpreted mineralisation orientation.*
• ***Sample security***	• *The measures taken to ensure sample security.*	• *Chain of custody is managed by the Client's senior site geologists and geotechnicians. Samples are stored in a core shed at site and samples were delivered to the laboratory by client geologists. Client employees have no further involvement in the preparation or analysis of the samples.*
• ***Audits or reviews***	• *The results of any audits or reviews of sampling techniques and data.*	• *Detailed reviews of sampling techniques were carried out on the site visit by RPM in October 2024 and follow up visit in March 2025.*

•

For personal use only

For personal use only

- *Section 2 of the JORC Code, 2012 Edition – Table 1*

Criteria	JORC Code explanation	Commentary
Mineral tenement and land tenure status	*Type, reference name/number, location and ownership including agreements or material issues with third parties such as joint ventures, partnerships, overriding royalties, native title interests, historical sites, wilderness or national park and environmental settings.* *The security of the tenure held at the time of reporting along with any known impediments to obtaining a license to operate in the area.*	*Exploration results are from the Boundiali project area* *PR893 (BM),400km2, holder Minex West Africa, of which Aurum has earnt 80% interest and can earn up to 88% in a mining licence through its fully owned subsidiary Plusor Global Pty Ltd ("Plusor"). Boundiali DS tenement PR808 ("BD"), 260km2, holder DS Resources Joint Venture Company, of which Aurum is 80% share capital owner through its fully owned subsidiary Plusor. BST mining licence application of which Aurum is 100% owner.* *There are no impediments to working in the area.*
Exploration done by other parties	*Acknowledgment and appraisal of exploration by other parties.*	*The exploration results reported in this announcement are from work undertaken by PlusOr a wholly owned subsidiary of Aurum Resources Limited* *The license area is known as a prospective region for gold and recent artisanal workings revealed the presence of primary gold mineralisation in artisanal pits and small-scale underground mining.*
Geology	*Deposit type, geological setting and style of mineralisation.*	*The Boundiali Deposits are located within the Proterozoic Birimian rocks of the Man shield. It is situated on, 100km west of Korhogo in the northern part of the Côte d'Ivoire. They are located in the Bagoué-Syama shear zone within the sedimentary rock with minor associated intrusions of mafic dykes and late-stage granitoids. The various rock units trend NS to NNE similar to the regional metamorphic grade. The regional trend is NE to N.* *The Boundiali deposits resemble typical shear zone deposits of the West African granite-greenstone terrane. The deposits themselves are associated with a major regional shear zone and are developed in a sandstone. Mineralisation may be spatially related to the emplacement of intrusives. The gold mineralisation is mesothermal in origin and occurs as free gold in quartz vein stockworks and zones of silicification, associated with pyrite and chalcopyrite. The gold mineralisation is found in linear zones with the contacts showing evidence of shearing. Free gold is*

For personal use only

• Criteria	• JORC Code explanation	• Commentary
		frequently observed. Alteration is weak to strong depending on the development of the system typically being sericite. • *Two types of deformation are present in the drill cores: ductile deformation and brittle deformation. The gold mineralisation is related to deformed sandstone and graywacke, in shear zones, with sulphides (mainly pyrite and minor chalcopyrite) associated with visible gold. Alteration is characterized by chlorite, sericite, calcite, secondary quartz and disseminated pyrite. This assemblage is well developed in schistose, foliated rocks with presence of quartz veins or veinlets.*
• ***Drill hole information***	• *A summary of all information material to the under-standing of the exploration results including a tabulation of the following information for all Material drill holes:* • *easting and northing of the drill hole collar* • *elevation or RL (Reduced Level – elevation above sea level in metres) of the drill hole collar* • *dip and azimuth of the hole* • *down hole length and interception depth* • *hole length* • *If the exclusion of this information is justified on the basis that the information is not Material and this exclusion does not detract from the understanding of the report, the Competent Person should clearly explain why this is the case.*	• *Complete drill hole data has been provided.* • *Drill hole collar locations are shown in figures in main body of announcement.*
• ***Data aggregation methods***	• *In reporting Exploration Results, weighting averaging techniques, maximum and/or minimum grade truncations (e.g. cutting of high grades) and cut-off grades are usually Material and should be stated.* • *Where aggregate intercepts incorporate short lengths of high-grade results and longer lengths of low-grade results, the procedure used for such aggregation should be stated and some typical examples of such aggregations should be shown in detail.* • *The assumptions used for any reporting of metal equivalent values should be clearly stated.*	• *Assay Intervals are shown in detail. Drilling intervals are predominantly 1m.* • *Metal equivalent values are not being reported.*
• ***Relationship between mineralisation***	• *These relationships are particularly important in the reporting of Exploration Results.*	• *True widths are estimated at approximately 60–85% of reported downhole, based on the interpreted*

For personal use only

• Criteria	• JORC Code explanation	• Commentary
widths and intercept lengths	• *If the geometry of the mineralisation with respect to the drill hole angle is known, its nature should be reported.* • *If it is not known and only the down hole lengths are reported, there should be a clear statement to this effect (e.g. 'down hole length, true width not known').*	*geometry of the mineralised zones.* • *The holes were drilled to test a steeply east dipping foliation in the limited rock exposures seen in the area. The mineralisation lies within what has been interpreted to be a ductile shear zone which would suggest that mineralisation should lie parallel to foliation.*
• **Diagrams**	• *Appropriate maps and sections (with scales) and tabulations of intercepts should be included for any significant discovery being reported. These should include but not be limited to a plan view of drill hole collar locations and appropriate sectional views.*	• *Appropriate diagrams relevant to material results are shown in the body of this announcement.*
• **Balanced Reporting**	• *Accuracy and quality of surveys used to locate drill holes (collar and down-hole surveys), trenches, mine workings and other locations used in Mineral Resource estimation.* • *Where comprehensive reporting of all Exploration Results is not practicable, representative reporting of both low and high grades and/or widths should be practiced to avoid misleading reporting of Exploration Results.*	• *All drill hole and trench collar locations were surveyed utilising handheld GPS methods. Exploration results only being reported.* • *Drilling teams utilised the Reflex EZ-shot instrument to measure deviations in azimuth and inclination angles for all holes; however, vertical holes were not surveyed. The first measurement is taken at 6 m depth, and then at approximately every 30m depth interval and at the end of the hole being reported.*
• **Other substantive exploration data**	• *Other exploration data, if meaningful and material, should be reported including (but not limited to): geological observations; geophysical survey results; geochemical survey results; bulk samples - size and method of treatment; metallurgical test results; bulk density, groundwater, geotechnical and rock characteristics; potential deleterious or contaminating substances.*	• *All relevant exploration data is either reported in this announcement or has been reported previously by Aurum, Randgold or Predictive Discovery and is referred to in the announcement.*
• **Further work**	• *The nature and scale of planned further work (e.g. tests for lateral extensions or depth extensions or large- scale step-out drilling).* • *Diagrams clearly highlighting the areas of possible extensions, including the main geological interpretations and future drilling areas, provided this information is not commercially sensitive.*	• *The Company intends to continue exploration on the project and this work will include auger, aircore, RC and diamond core drilling, along with further geophysical surveys and geochemical sampling programs.* • *Diagrams included in body of report as deemed appropriate by competent person*