For personal use only

LATEST GOLD ASSAYS EXTEND GOLDEN GATE MINERALISATION IN DRILL PROGRAM AT HORSE HEAVEN PROJECT USA

HIGHER GRADE GOLD INTERCEPTS OF 1M @ 14.8 G/T Au INDICATING FEEDER ZONES

HIGHLIGHTS

- **Gold assays returned from a further three holes at Golden Gate South**: Gold assay results from a further three drillholes have been returned from the southern-most section (drill fence) at Golden Gate South within Horse Heaven Project in Idaho USA, comprising HH-GG26-004C, 005C and 006C.
- **Highest gold grades to date on same section as previous wide intercepts of gold mineralisation**: Individual drill samples show the highest gold grades recorded to date in drilling at Horse Heaven in drill holes HH-GG26-004C and 005C, suggesting higher grade "feeder zones" (Figure 1, 2).
    - Best gold intercept downhole: **1.0m @ 14.8 g/t gold (Au)** from 62.1m in HH-GG26-004C;
    - Also high grade interval of: **1.0m @ 7.0 g/t Au** from 58.05m in HH-GG26-005C; with
- **Results confirm a ~600-metre-wide gold mineralised zone at Golden Gate South**: Significant gold mineralisation has been identified in all six diamond core drill holes on the southernmost drill section (drill fence), although less continuous on the western side, extending gold mineralisation to a zone approximately 600 metres wide at Golden Gate South (Figures 1,4). New higher grade feeder zones suggest new areas and targets for gold mineralisation.
    - Most continuous new gold intercept of **10.2 metres @ 1.83 g/t Au** from 58.05m downhole in drill hole HH-GG26-005C;
    - Also gold intercept of **7.2 m @ 2.35 g/t Au** from 58.1m in drillhole HH-GG26-004C;
    - Follows previously reported gold intercept downhole of **305.7m @ 0.64 g/t Au** from surface in drill hole HH-GG26-003 *(see ASX announcement 24 August 2026).*
- **Initial tungsten assays and further gold results awaited to define mineralisation**: Assays pending for 36 drill holes that targeted a combination of both gold and tungsten mineralisation at Golden Gate South.
- **Background gold story developing while advancing critical minerals (tungsten – antimony):** Assays results from the first six drillholes demonstrate a developing gold project, with a new gold discovery, while the tungsten and antimony projects are advancing at Horse Heaven Project.

Resolution Minerals Ltd (**ASX: RML; NASDAQ: RML**) ("**Resolution**" or the "**Company**") reports further gold assays from another three drill holes, revealing the highest gold grades to date in drilling at RML's 100% owned Horse Heaven Antimony-Tungsten-Gold-Silver Project ("Horse Heaven"), Idaho, USA. The results extend the gold mineralised zone to approximately 600-metre-wide at the recent discovery of near-surface gold mineralisation at Golden Gate South (Figure 1, 4).

For personal use only

Assays were received for three drill holes HH-GG26-004C, HH-GG26-005C and HH-GG26-006C, all drilled in the same east-west drill section (drill fence) as previously reported drill holes HH-GG26-001C, 002C and 003C at the southern-most end of Golden Gate South (Table 1).

Highest gold grade intercepts to date in drilling

Individual drill samples show the highest gold grades recorded to date in drilling at Horse Heaven in drill holes HH-GG26-004C and 005C, suggesting higher grade "feeder zones" (Figure 1, 2).

Drill hole HH-GG26-004C: **1.0m @ 14.8 g/t Au** and 12g/t Ag from 62.1m

Drill hole HH-GG26-005C: **1.0m @ 7.0 g/t Au** from 58.05m

Best gold grade intercepts in recent drilling results

Best gold grade intercepts returned from drill holes HH-GG26-004C, 005C and 006C (Figure 1, 2) include:

Drill hole HH-GG26-004C: **9.2 metres @ 0.53 g/t Au** from 18.3 downhole;

7.2 m @ 2.35g/t Au from 58.1m

Including: **1.0m @ 14.8 g/t Au** and 12g/t Ag from 62.1m;

9.9m @ 0.51 g/t Au from 110.3m

Drill hole HH-GG26-005C: **10.2 m @ 1.83 g/t Au** from 58.05m downhole

Including: **3.9 m @ 3.19 g/t Au** from 58.05m downhole;

Including: **1m @ 7.0 g/t Au** from 58.05m

10.8m @ 0.23 g/t Au from 130.6m

2.7m @ 0.66 g/t Au from 147.6m

Drill hole HH-GG26-006C: **3.77 metres @ 1.53 g/t Au** from 298.8m downhole;

Including: **1.29m @ 4.01 g/t Au** from 298.8m.

Results extend gold mineralisation on same drill section

Results extend the gold mineralised zone at Golden Gate South to approximately 600-metres-wide. Significant gold mineralisation has been identified in all six diamond core drill holes on the southernmost drill section (drill fence), although less continuous on the western side (Figures 1,2,4).

Most continuous new gold intercept of 10.2 metres @ 1.83 g/t Au from 58.05m downhole in drill hole HH-GG26-005C and 7.2 m @ 2.35g/t Au from 58.1m downhole in drillhole HH-GG26-004C. This follows previously reported wide zones of gold mineralisation downhole *(see ASX announcement 24 August 2026),* including:

Drill hole HH-GG26-003C: **305.7 metres @ 0.64 g/t Au** from surface;

Including: **17.25m @ 1.19g/t Au** from 264.85m downhole;

Drill hole HH-GG26-002C: **32.6m @ 0.49 g/t Au** from surface; and

87.87 m @ 0.52 g/t Au from 48.97m-136.84 m downhole

Drill hole HH-GG26-001C: **49.5m @ 0.58 g/t Au** from surface.

For personal use only

Craig Lindsay, Resolution's CEO of US Operations, stated: *"The assay results continue to show a wide gold mineralised zone at Golden Gate South, with high grade zones that may indicate something more – and all of this provides additional support to our view that mineralisation extends continuously from Golden Gate South to Golden Gate North. More results should be available soon. The gold story is developing well while we advance the critical minerals of tungsten and antimony in tandem."*

New higher grade feeder zones suggest new areas and targets for gold mineralisation

The higher-grade results are noticeably different in style to the wide gold mineralised zones, which suggests higher grade "feeder zones". Potential exists to locate broad gold mineralised zones adjacent to these feeder zones.

All six drill holes reported to date were designed to test the southern extension of the Golden Gate Shear Zone, which at this location is developed within sheared and faulted Cretaceous granodiorite of the Idaho Batholith. The different drill orientations were selected to evaluate the geometry and geological controls of the target zone. Gold mineralisation appears to be related to steeply dipping features that splay off the key regional structure, the Golden Gate Shear Zone.

The drill holes often have long low-grade sections in the deeper part of the drill holes. The Company is drill testing new areas. Drilling was designed that each drill hole pierced the maximum width in a drill section to ensure that the entire length was tested for parallel veins adjacent to the key regional structure, the Golden Gate Shear Zone.

Outcomes of the gold mineralisation intersected to date

Assays results from the first six drillholes demonstrate a developing gold project, with a new gold discovery, while the tungsten and antimony projects are advancing at Horse Heaven Project.

Objectives of the 2026 Drill Program

The objective of RML's large 2026 Golden Gate Drill Program was to target and define the scale and extent of tungsten and gold mineralisation at Golden Gate. The 2026 drill program was recently successfully completed, with 42 diamond core holes drilled for 12,236m (40,144 ft) as part of the Horse Heaven Project. The average hole depth is approximately 290m. Golden Gate is located within RML's Horse Heaven Antimony-Tungsten-Gold-Silver Project in Idaho, USA, immediately adjacent to the recently permitted Perpetua Resources' Stibnite Gold Project.

Initial tungsten assays and further gold results awaited to define mineralisation

Assays pending for 36 drill holes that targeted a combination of both gold and tungsten mineralisation at Golden Gate South.

For personal use only

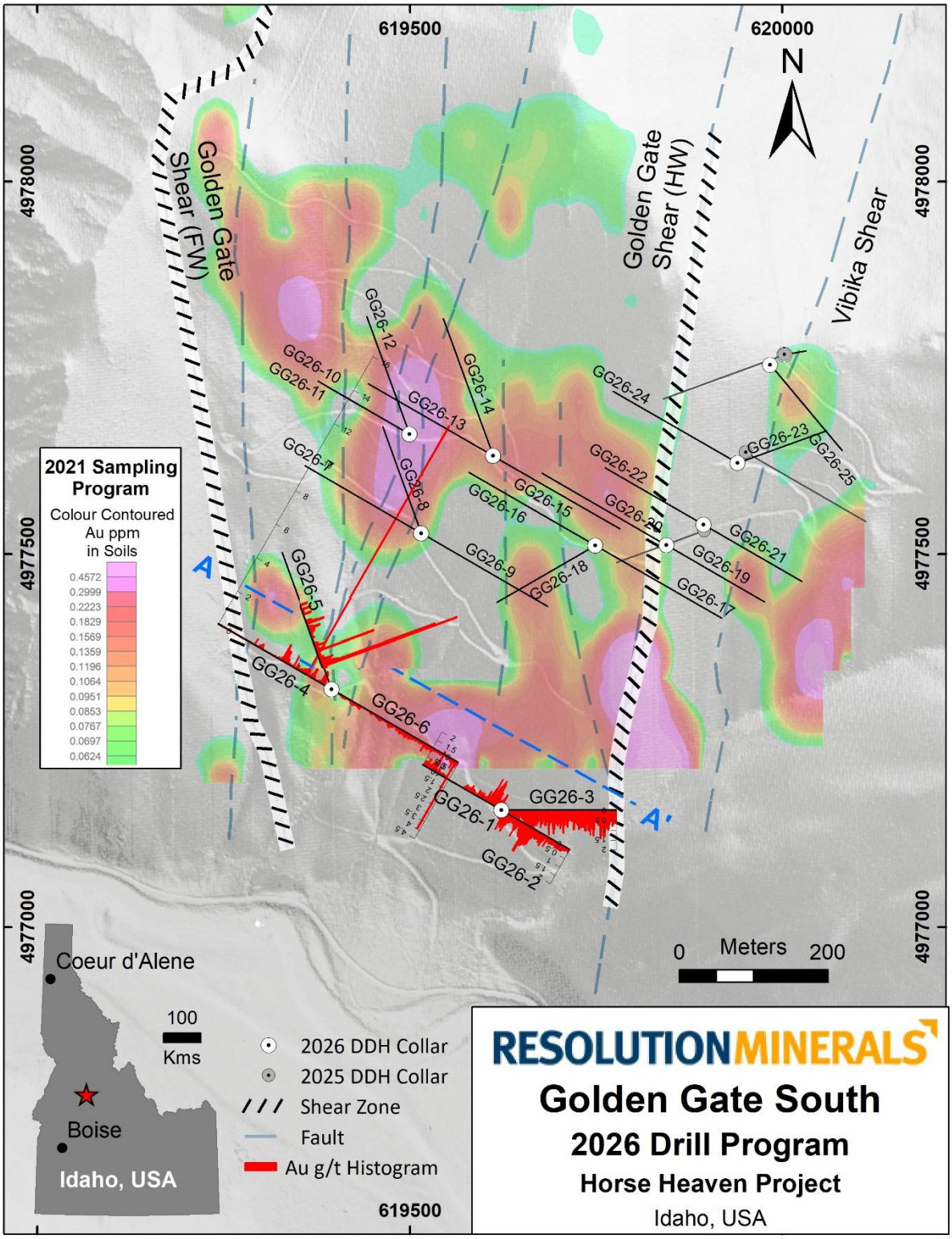

***Figure 1**: Resolution's Golden Gate South – Location of drill holes over coloured gold-in-soil-samples and interpreted mineralisation and alteration with six reported drill hole gold assays as histograms (red) and location of Cross section in Figure 2. Gold-in-soil-samples emphasises the continuity of gold mineralisation between drilled areas (from ASX announcement 11 June 2025).*

For personal use only

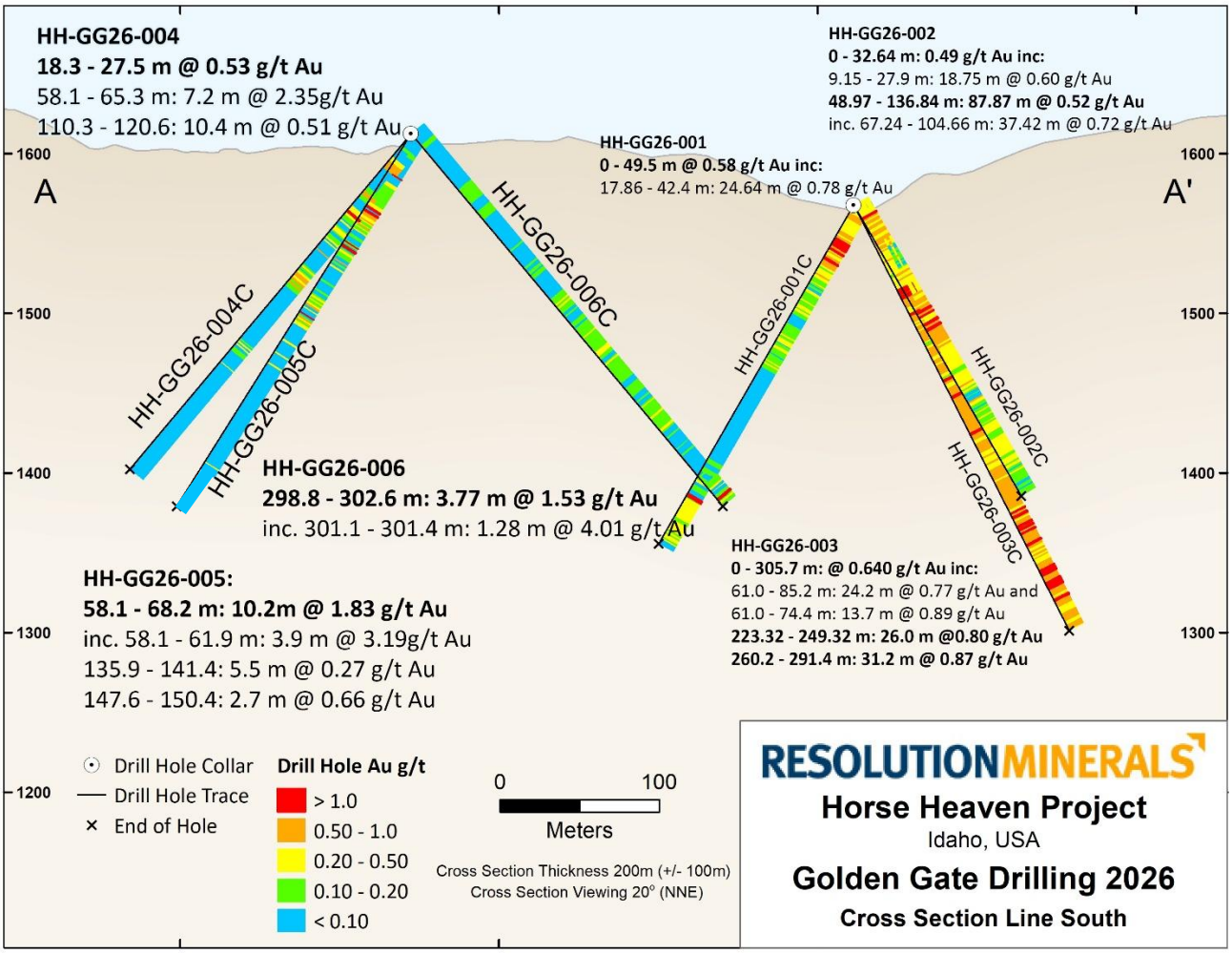

***Figure 2**: Resolution's Golden Gate South – Cross section of six reported drill hole gold assays as colours from blue to red with significant gold intervals.*

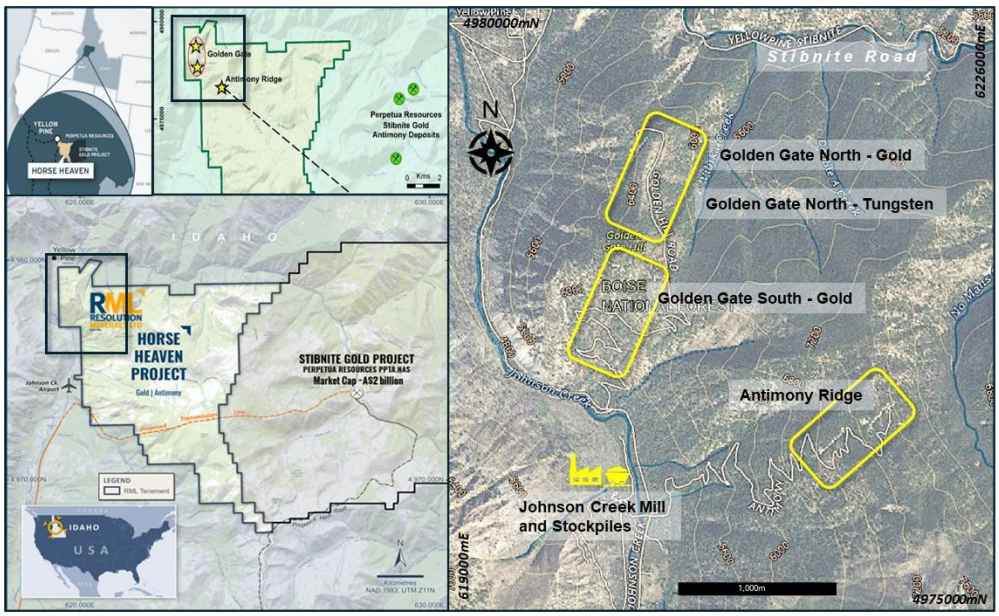

***Figure 3**: Resolution's Horse Heaven Antimony-Tungsten-Gold-Silver Project*

For personal use only

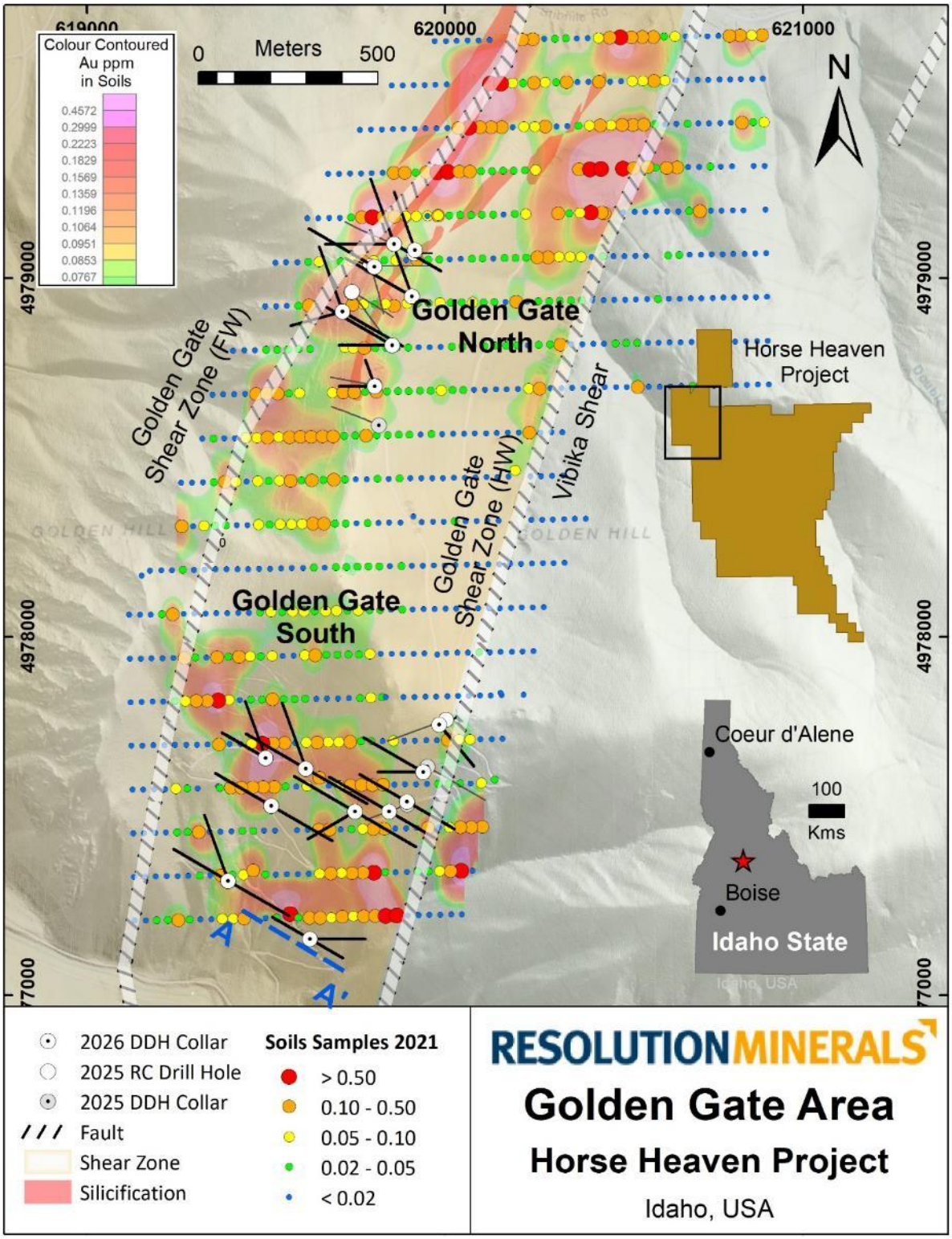

***Figure 4**: Resolution's Golden Gate within the Horse Heaven Project – Coloured gold results in soil samples demonstrate the potentially mineralised package of rocks. Location of drill holes overlain on gold-in-soil-samples with the location of Cross section in Figure 2. Gold-in-soil-samples emphasises the continuity of gold mineralisation between Golden Gate South and Golden Gate North and between drilled areas (from ASX announcement 11 June 2025).*

For personal use only

Authorised for release by the Board of Resolution Minerals Ltd.

For further information, please contact:

Aharon Zaetz
Executive Director
Resolution Minerals Ltd
M: +61 424 743 098
ari@resolutionminerals.com

Jane Morgan
Investor Relations
Jane Morgan Management
M: +61 405 555 618
jm@janemorganmanagement.com.au

Forward Looking Statements

This announcement may contain forward-looking statements. These statements relate to the Company's expectations, beliefs, intentions or strategies regarding the future. These statements can be identified by the use of words like "anticipate", "believe", "intend", "estimate", "expect", "may", "plan", "project", "will", "should", "seek" and similar words or expressions containing same. These forward-looking statements reflect the Company's views and assumptions with respect to future events as of the date of this release and are subject to a variety of unpredictable risks, uncertainties, and other unknowns. Actual and future results and trends could differ materially from those set forth in such statements due to various factors, many of which are beyond our ability to control or predict. These include, but are not limited to, risks or uncertainties associated with the acquisition and divestment of projects, joint venture and other contractual risks, metal prices, exploration, development and operating risks, competition, production risks, sovereign risks, regulatory risks including environmental regulation and liability and potential title disputes, availability and terms of capital and general economic and business conditions.

Given these uncertainties, no one should place undue reliance on any forward-looking statements attributable to the Company, or any of its affiliates or persons acting on its behalf. Subject to any continuing obligations under applicable law, the Company disclaims any obligation or undertaking to disseminate any updates or revisions to any forward-looking statements in this announcement to reflect any change in expectations in relation to any forward-looking statements or any change in events, conditions or circumstances on which any such statement is based.

JORC cross references

The Company confirms it is not aware of any new information or data that materially affects the information cross referenced in this announcement and further to "Agreement to Acquire Major US Antimony Project and Placement" on 11 June 2025, "Drilling to Expand Footprint at Horse Heaven" on 8 September 2025, "Exceptional Rock Chip and Soil Results from Antimony Ridge" on 15 September 2025, "Exceptional Rock Chip and Soil Results Update" on 24 September 2025, "Significant Gold Discovery at Horse Heaven Project" on 28 October 2025, "Significant Gold Discoveries Continue at Golden Gate" on 3 November 2025, "Golden Gate Discovery Grows with Multiple Gold Intercepts" on 2 December 2025, "Further Ultra High Grade Antimony and Silver Results" on 14 January 2026, "New Gold Discovery at Golden Gate South" on 9 February 2026, "Gold & Significant Tungsten Mineralisation in Drilling" on 17 February 2026, "Major Drilling Program Planned to Test Golden Gate Scale" on 18 March 2026, "Exceptional Tungsten Grade Identified in Stockpile Material" on 26 March 2026, "Antimony Ridge Model Shows Extensive Vein Swarms" on 10 April 2026, "Antimony Trioxide Produced from Antimony Ridge" on 14 April 2026, "Tungsten Concentrates Produced from Golden Gate" on 28 April 2026, "Tungsten and Gold Drilling Underway and High Gold Recoveries" on 15 May 2026, and "First 2026 Gold and Tungsten Drilling Proving Encouraging" on 21 May 2026, "Drill Program Progressing Well at Horse Heaven" on 1 July2026 and clarified on 13 July 2026, and "Major Gold Extension Confirmed at Golden Gate" on 24 August 2026 . The Company confirms that the form and context in which the Competent Person's findings are presented have not been materially modified from the original announcements.

For personal use only

Competent Person's Statement

The information in this report that relates to exploration results relating to metallurgy, is based on and fairly represents information reviewed and compiled by Mr Ross Brown BSc (Hons), M AusIMM, Principal Geologist/director of exploration consulting firm, Riviere Minerals Pty. Ltd, who is a Member of the Australasian Institute of Mining and Metallurgy. Mr Brown has sufficient experience, which is relevant to the exploration activities, style of mineralisation and types of deposits under consideration, and to the activity which has been undertaken, to qualify as a Competent Person as defined in the 2012 Edition of the "Australasian Code for Reporting of Exploration Results, Mineral Resources and Ore Reserves". Riviere Minerals is consulting to Resolutions Minerals Limited and consents to the inclusion in this announcement of the matters based on their information in the form and context in which it appears.

Appendix A: Table 1: Reported Drill Hole Locations

Hole ID	Drill Type	Diameter	Drill Hole Location					Elevation (m)	Dip	Az	EOH (m)
			Grid	Datum	Zone	Easting	Northing				
HH-GG26-01C	Core	HQ3	UTM	NAD83	11T	619623.1	4977156.8	1567.9	-60	300	245.06
HH-GG26-02C	Core	HQ3	UTM	NAD83	11T	619623.1	4977156.8	1567.9	-60	120	210.45
HH-GG26-03C	Core	HQ3	UTM	NAD83	11T	619623.1	4977156.8	1567.9	-60	90	308.10
HH-GG26-04C	Core	HQ3	UTM	NAD83	11T	619395.0	4977319.0	1612.6	-50	300	274.50
HH-GG26-05C	Core	HQ3	UTM	NAD83	11T	619395.0	4977319.0	1612.6	-50	340	274.50
HH-GG26-06C	Core	HQ3	UTM	NAD83	11T	619395.0	4977319.0	1612.6	-50	120	304.80

For personal use only

Appendix B: Table 2: Drill Hole Gold Assays - HH-GG26-004C, 005C and 006C

HH-GG26-004C ASSAY RESULTS – Core HQ – Gold Results (Au-AA23)

SAMPLE ID	From (m)	To (m)	Length (m)	Au (g/t)
N553001	0.00	3.05	3.05	0.031
N553003	3.05	6.10	3.05	0.072
N553005	6.10	9.15	3.05	0.09
N553007	9.15	11.20	2.05	0.122
N553009	11.20	12.70	1.50	0.078
N553011	12.70	15.25	2.55	0.088
N553013	15.25	18.30	3.05	0.033
N553015	18.30	21.35	3.05	0.337
N553017	21.35	24.40	3.05	0.578
N553019	24.40	27.45	3.05	0.671
N553021	27.45	33.35	5.90	0.069
N553023	33.35	36.60	3.25	<0.005
N553025	36.60	42.70	6.10	<0.005
N553027	42.70	46.05	3.35	0.149
N553028	46.05	48.80	2.75	0.541
N553029	48.80	51.85	3.05	0.199
N553030	51.85	54.90	3.05	0.066
N553031	54.90	58.08	3.18	0.02
N553032	58.08	59.09	1.01	0.299
N553033	59.09	61.00	1.91	0.232
N553034	61.00	62.13	1.13	0.316
N553035	62.13	63.15	1.02	**14.80**
N553036	63.15	64.26	1.11	0.364
N553037	64.26	65.26	1.00	0.245
N553038	65.26	66.26	1.00	0.164
N553039	66.26	67.26	1.00	0.195
N553041	67.26	68.26	1.00	0.139
N553042	68.26	69.22	0.96	0.053
N553043	69.22	70.35	1.13	0.281
N553044	70.35	71.32	0.97	0.052
N553045	71.32	72.53	1.21	0.015
N553046	72.53	73.53	1.00	0.066
N553047	73.53	74.53	1.00	0.111
N553048	74.53	75.50	0.97	0.28
N553049	75.50	76.50	1.00	0.207
N553050	76.50	77.45	0.95	0.22
N553051	77.45	78.40	0.95	0.114
N553052	78.40	79.30	0.90	0.012
N553053	79.30	80.43	1.13	<0.005
N553054	80.43	81.82	1.39	0.167
N553055	81.82	83.05	1.23	0.122
N553056	83.05	84.28	1.23	0.393
N553057	84.28	85.30	1.02	0.023
N553058	85.30	86.30	1.00	0.32
N553059	86.30	87.30	1.00	0.028
N553061	87.30	88.45	1.15	0.077
N553062	88.45	89.80	1.35	0.025
N553063	89.80	90.80	1.00	<0.005
N553064	90.80	91.80	1.00	<0.005
N553065	91.80	92.75	0.95	<0.005
N553066	92.75	93.55	0.80	0.679

For personal use only

HH-GG26-004C ASSAY RESULTS – Core HQ – Gold Results (continued)

SAMPLE ID	From (m)	To (m)	Length (m)	Au (g/t)
N553067	93.55	94.69	1.14	0.084
N553068	94.69	95.83	1.14	0.065
N553069	95.83	96.80	0.97	<0.005
N553070	96.80	97.80	1.00	<0.005
N553071	97.80	99.30	1.50	<0.005
N553072	99.30	100.24	0.94	0.041
N553073	100.24	101.18	0.94	0.046
N553074	101.18	102.12	0.94	0.069
N553075	102.12	103.05	0.93	0.018
N553076	103.05	104.35	1.30	0.008
N553077	104.35	105.65	1.30	<0.005
N553078	105.65	106.75	1.10	0.115
N553079	106.75	107.93	1.18	0.254
N553081	107.93	109.10	1.17	0.105
N553082	109.10	109.80	0.70	0.015
N553083	109.80	110.73	0.93	0.185
N553084	110.73	112.15	1.42	0.406
N553085	112.15	113.15	1.00	0.628
N553086	113.15	114.90	1.75	0.526
N553087	114.90	116.33	1.43	0.236
N553088	116.33	117.76	1.43	0.684
N553089	117.76	119.20	1.44	0.162
N553090	119.20	120.62	1.42	0.942
N553091	120.62	122.04	1.42	0.15
N553092	122.04	123.50	1.46	0.146
N553093	123.50	124.75	1.25	0.005
N553094	124.75	126.07	1.32	<0.005
N553095	126.07	127.38	1.31	<0.005
N553096	127.38	127.91	0.53	<0.005
N553097	127.91	129.08	1.17	0.092
N553098	129.08	130.24	1.16	<0.005
N553099	130.24	131.54	1.30	<0.005
N553101	131.54	132.83	1.29	<0.005
N553102	132.83	133.67	0.84	<0.005
N553103	133.67	134.50	0.83	<0.005
N553104	134.50	135.75	1.25	<0.005
N553105	135.75	136.77	1.02	<0.005
N553106	136.77	137.99	1.22	0.054
N553107	137.99	139.21	1.22	0.012
N553108	139.21	139.90	0.69	<0.005
N553109	139.90	141.10	1.20	<0.005
N553110	141.10	141.85	0.75	<0.005
N553111	141.85	143.20	1.35	<0.005
N553112	143.20	144.55	1.35	<0.005
N553113	144.55	145.87	1.32	<0.005
N553114	145.87	147.04	1.17	0.015
N553115	147.04	150.50	3.46	0.026
N553116	150.50	151.59	1.09	<0.005
N553117	151.59	152.67	1.08	<0.005
N553118	152.67	153.80	1.13	<0.005
N553121	154.83	155.85	1.02	<0.005
N553122	155.85	156.88	1.03	<0.005
N553123	156.88	157.91	1.03	<0.005
N553124	157.91	158.93	1.02	<0.005
N553125	158.93	159.87	0.94	<0.005
N553126	159.87	161.07	1.20	<0.005

For personal use only

HH-GG26-004C ASSAY RESULTS – Core HQ – Gold Results (continued)

SAMPLE ID	From (m)	To (m)	Length (m)	Au (g/t)
N553127	161.07	162.27	1.20	<0.005
N553128	162.27	163.47	1.20	<0.005
N553129	163.47	164.65	1.18	<0.005
N553130	164.65	165.75	1.10	<0.005
N553131	165.75	166.80	1.05	0.008
N553132	166.80	167.80	1.00	0.102
N553133	167.80	168.60	0.80	0.015
N553134	168.60	169.63	1.03	0.221
N553135	169.63	170.66	1.03	0.074
N553136	170.66	171.69	1.03	0.241
N553137	171.69	172.24	0.55	0.073
N553138	172.24	173.34	1.10	0.06
N553139	173.34	174.44	1.10	0.155
N553141	174.44	175.42	0.98	0.131
N553142	175.42	176.40	0.98	0.111
N553143	176.40	177.38	0.98	0.014
N553144	177.38	178.34	0.96	<0.005
N553145	178.34	178.34	0.00	<0.005
N553146	178.34	179.58	1.24	<0.005
N553147	179.58	180.82	1.24	<0.005
N553148	180.82	182.06	1.24	<0.005
N553149	182.06	183.30	1.24	<0.005
N553150	183.30	184.54	1.24	<0.005
N553151	184.54	185.75	1.21	<0.005
N553152	185.75	186.53	0.78	0.341
N553153	186.53	187.30	0.77	0.018
N553154	187.30	188.54	1.24	<0.005
N553155	188.54	189.78	1.24	0.01
N553156	189.78	191.02	1.24	<0.005
N553157	191.02	192.35	1.33	<0.005
N553158	192.35	193.32	0.97	<0.005
N553159	193.32	194.35	1.03	<0.005
N553161	194.35	195.40	1.05	<0.005
N553162	195.40	196.42	1.02	<0.005
N553163	196.42	197.00	0.58	<0.005
N553164	197.00	198.45	1.45	<0.005
N553165	198.45	199.95	1.50	<0.005
N553166	199.95	201.13	1.18	<0.005
N553167	201.13	202.31	1.18	<0.005
N553168	202.31	203.49	1.18	<0.005
N553169	203.49	204.67	1.18	0.006
N553170	204.67	205.67	1.00	<0.005
N553171	205.67	206.67	1.00	<0.005
N553172	206.67	207.67	1.00	<0.005
N553173	207.67	208.67	1.00	<0.005
N553174	208.67	209.62	0.95	<0.005
N553175	209.62	211.12	1.50	<0.005
N553176	211.12	212.62	1.50	<0.005
N553177	212.62	214.12	1.50	<0.005
N553178	214.12	215.62	1.50	<0.005
N553179	215.62	217.15	1.53	<0.005
N553181	217.15	218.44	1.29	<0.005
N553182	218.44	219.73	1.29	<0.005
N553183	219.73	221.02	1.29	<0.005
N553184	221.02	222.31	1.29	<0.005
N553185	222.31	223.60	1.29	<0.005
N553186	223.60	224.62	1.02	<0.005
N553187	224.62	225.64	1.02	<0.005
N553188	225.64	226.66	1.02	<0.005
N553189	226.66	228.13	1.47	<0.005
N553190	228.13	229.60	1.47	<0.005
N553191	229.60	231.08	1.48	<0.005
N553192	231.08	232.25	1.17	<0.005
N553193	232.25	233.42	1.17	0.007
N553194	233.42	234.60	1.18	<0.005
N553195	234.60	235.76	1.16	<0.005
N553196	235.76	237.17	1.41	<0.005
N553197	237.17	238.58	1.41	<0.005
N553198	238.58	240.00	1.42	<0.005
N553199	240.00	241.50	1.50	<0.005
N553201	241.50	243.00	1.50	<0.005
N553202	243.00	244.22	1.22	<0.005
N553203	244.22	245.44	1.22	<0.005
N553204	245.44	246.66	1.22	<0.005
N553205	246.66	247.88	1.22	<0.005
N553206	247.88	249.11	1.23	<0.005
N553207	249.11	250.35	1.24	<0.005
N553208	250.35	251.63	1.28	<0.005
N553209	251.63	252.91	1.28	<0.005
N553210	252.91	254.19	1.28	<0.005
N553211	254.19	255.47	1.28	<0.005
N553212	255.47	256.75	1.28	<0.005
N553213	256.75	258.05	1.30	<0.005
N553214	258.05	259.18	1.13	<0.005
N553215	259.18	260.31	1.13	<0.005
N553216	260.31	261.45	1.14	<0.005
N553217	261.45	262.67	1.22	0.006
N553218	262.67	263.89	1.22	<0.005
N553219	263.89	265.12	1.23	<0.005
N553221	265.12	266.38	1.26	<0.005
N553222	266.38	267.64	1.26	<0.005
N553223	267.64	268.90	1.26	<0.005
N553224	268.90	269.65	0.75	<0.005
N553225	269.65	270.55	0.90	<0.005
N553226	270.55	271.45	0.90	<0.005
N553227	271.45	272.37	0.92	<0.005
N553228	272.37	273.25	0.88	<0.005
N553229	273.25	274.50	1.25	<0.005

For personal use only

HH-GG26-005C ASSAY RESULTS – Core HQ – Gold Results (Au-AA23)

SAMPLE ID	From (m)	To (m)	Length (m)	Au (g/t)
N553251	0.00	5.60	5.60	0.083
N553253	5.60	6.40	0.80	0.029
N553255	6.40	9.31	2.91	0.085
N553257	9.31	10.39	1.08	0.074
N553259	10.39	12.20	1.81	0.098
N553261	12.20	15.25	3.05	0.133
N553263	15.25	18.30	3.05	0.056
N553265	18.30	24.40	6.10	0.052
N553267	24.40	30.00	5.60	0.026
N553269	30.00	30.75	0.75	0.059
N553271	30.75	36.60	5.85	0.093
N553273	36.60	39.54	2.94	0.35
N553275	39.54	40.17	0.63	0.163
N553277	40.17	43.35	3.18	0.15
N553279	43.35	48.80	5.45	0.12
N553281	48.80	51.85	3.05	0.155
N553283	51.85	54.90	3.05	0.132
N553285	54.90	58.05	3.15	0.229
N553287	58.05	59.02	0.97	**7.03**
N553288	59.02	60.00	0.98	0.02
N553289	60.00	61.00	1.00	0.033
N553291	61.00	61.93	0.93	**5.9**
N553293	61.93	62.86	0.93	0.893
N553295	62.86	63.79	0.93	0.846
N553297	63.79	64.90	1.11	0.71
N553299	64.90	66.01	1.11	0.494
N553301	66.01	67.10	1.09	0.43
N553303	67.10	68.23	1.13	0.524
N553305	68.23	68.80	0.57	0.443
N553307	68.80	69.75	0.95	0.166
N553308	69.75	70.70	0.95	0.122
N553309	70.70	71.23	0.53	0.205
N553312	71.23	72.20	0.97	0.68
N553314	72.20	73.20	1.00	0.172
N553315	73.20	74.10	0.90	0.254
N553316	74.10	75.11	1.01	0.166
N553317	75.11	76.00	0.89	0.181
N553318	76.00	77.07	1.07	0.238
N553319	77.07	78.21	1.14	0.061
N553320	78.21	79.35	1.14	0.058
N553321	79.35	80.49	1.14	0.049
N553322	80.49	81.62	1.13	0.16
N553323	81.62	82.65	1.03	0.122
N553324	82.65	83.68	1.03	0.092
N553325	83.68	84.70	1.02	0.025
N553327	84.70	85.99	1.29	0.056
N553329	85.99	87.28	1.29	0.136
N553331	87.28	88.57	1.29	0.104
N553333	88.57	89.86	1.29	0.045
N553335	89.86	91.15	1.29	**2.96**
N553337	91.15	92.44	1.29	0.066
N553339	92.44	93.40	0.96	0.105
N553341	93.40	94.36	0.96	0.46
N553343	94.36	95.32	0.96	0.225
N553345	95.32	96.28	0.96	0.122
N553347	96.28	97.25	0.97	0.139
N553349	97.25	98.63	1.38	0.123
N553351	98.63	100.00	1.37	0.069
N553352	100.00	100.88	0.88	0.084
N553353	100.88	101.75	0.87	0.541
N553354	101.75	103.02	1.27	0.067
N553355	103.02	104.28	1.26	0.155
N553356	104.28	105.66	1.38	0.023
N553357	105.66	107.12	1.46	0.227
N553358	107.12	108.36	1.24	0.08
N553359	108.36	109.60	1.24	0.011
N553360	109.60	110.97	1.37	0.04
N553361	110.97	112.34	1.37	0.025
N553362	112.34	113.71	1.37	<0.005
N553363	113.71	115.08	1.37	0.042
N553364	115.08	116.45	1.37	0.04
N553365	116.45	117.82	1.37	0.05
N553366	117.82	119.19	1.37	0.136
N553367	119.19	120.43	1.24	0.033
N553368	120.43	121.67	1.24	0.026
N553369	121.67	122.90	1.23	0.062

For personal use only

HH-GG26-005C ASSAY RESULTS – Core HQ – Gold Results (continued)

SAMPLE ID	From (m)	To (m)	Length (m)	Au (g/t)
N553371	122.90	123.80	0.90	0.075
N553372	123.80	124.70	0.90	0.03
N553373	124.70	125.32	0.62	0.015
N553374	125.32	126.74	1.42	0.125
N553375	126.74	128.15	1.41	0.092
N553376	128.15	129.25	1.10	0.048
N553377	129.25	130.59	1.34	0.139
N553378	130.59	131.93	1.34	0.263
N553379	131.93	133.27	1.34	0.116
N553380	133.27	134.30	1.03	0.298
N553381	134.30	135.13	0.83	0.155
N553382	135.13	135.95	0.82	0.152
N553383	135.95	137.39	1.44	0.216
N553384	137.39	138.83	1.44	0.611
N553385	138.83	140.27	1.44	0.01
N553386	140.27	141.40	1.13	0.232
N553387	141.40	142.00	0.60	0.013
N553388	142.00	143.50	1.50	0.028
N553389	143.50	145.00	1.50	<0.005
N553391	145.00	146.50	1.50	<0.005
N553392	146.50	147.65	1.15	0.127
N553393	147.65	147.65	0.00	<0.005
N553394	147.65	148.80	1.15	0.896
N553396	148.80	149.59	0.79	0.387
N553398	149.59	150.37	0.78	0.587
N553399	150.37	151.63	1.26	0.194
N553400	151.63	152.89	1.26	0.293
N553401	152.89	154.15	1.26	0.274
N553402	154.15	155.40	1.25	0.045
N553403	155.40	156.47	1.07	0.005
N553404	156.47	157.54	1.07	<0.005
N553405	157.54	158.60	1.06	<0.005
N553406	158.60	159.99	1.39	0.014
N553407	159.99	161.38	1.39	<0.005
N553408	161.38	162.77	1.39	<0.005
N553409	162.77	164.16	1.39	<0.005
N553411	164.16	165.59	1.43	<0.005
N553412	165.59	167.02	1.43	<0.005
N553413	167.02	168.45	1.43	0.418
N553414	168.45	169.87	1.42	0.005
N553415	169.87	171.16	1.29	0.022
N553416	171.16	172.45	1.29	0.068
N553417	172.45	173.74	1.29	0.08
N553418	173.74	175.04	1.30	0.005
N553419	175.04	176.21	1.17	0.013
N553420	176.21	177.38	1.17	0.01
N553421	177.38	178.56	1.18	0.493
N553422	178.56	179.85	1.29	0.026
N553423	179.85	181.16	1.31	<0.005
N553424	181.16	182.45	1.29	<0.005
N553425	182.45	183.80	1.35	<0.005
N553426	183.80	184.98	1.18	<0.005
N553427	184.98	186.16	1.18	0.014
N553428	186.16	187.34	1.18	0.384
N553429	187.34	188.50	1.16	<0.005
N553430	187.34	188.50	1.16	0.009

For personal use only

HH-GG26-005C ASSAY RESULTS – Core HQ – Gold Results (continued)

SAMPLE ID	From (m)	To (m)	Length (m)	Au (g/t)
N553431	188.50	189.66	1.16	<0.005
N553432	189.66	190.82	1.16	<0.005
N553433	190.82	191.88	1.06	<0.005
N553434	191.88	192.74	0.86	<0.005
N553435	192.74	193.60	0.86	<0.005
N553436	193.60	195.00	1.40	<0.005
N553437	195.00	196.40	1.40	<0.005
N553438	196.40	197.65	1.25	<0.005
N553439	197.65	198.90	1.25	<0.005
N553440	198.90	200.15	1.25	<0.005
N553441	200.15	201.40	1.25	<0.005
N553442	201.40	202.57	1.17	<0.005
N553443	202.57	203.74	1.17	<0.005
N553444	203.74	204.91	1.17	<0.005
N553445	204.91	205.73	0.82	<0.005
N553446	205.73	206.72	0.99	<0.005
N553447	206.72	207.70	0.98	<0.005
N553448	207.70	208.88	1.18	<0.005
N553449	208.88	210.05	1.17	<0.005
N553451	210.05	211.15	1.10	<0.005
N553452	211.15	212.25	1.10	<0.005
N553453	212.25	213.48	1.23	<0.005
N553454	213.48	214.70	1.22	<0.005
N553455	214.70	215.83	1.13	<0.005
N553456	215.83	216.95	1.12	<0.005
N553457	216.95	218.15	1.20	<0.005
N553458	218.15	219.35	1.20	<0.005
N553459	219.35	220.87	1.52	0.007
N553460	220.87	221.75	0.88	<0.005
N553461	221.75	222.62	0.87	<0.005
N553462	222.62	223.94	1.32	<0.005
N553463	223.94	225.26	1.32	0.006
N553464	225.26	226.58	1.32	0.005
N553465	226.58	227.90	1.32	<0.005
N553466	227.90	229.22	1.32	<0.005
N553467	229.22	230.55	1.33	<0.005
N553468	230.55	231.38	0.83	<0.005
N553469	231.38	232.20	0.82	<0.005
N553471	232.20	233.53	1.33	<0.005
N553472	233.53	234.85	1.32	<0.005
N553473	234.85	236.22	1.37	<0.005
N553474	236.22	237.45	1.23	<0.005
N553475	237.45	238.30	0.85	<0.005
N553476	238.30	239.14	0.84	<0.005
N553477	239.14	240.20	1.06	<0.005
N553478	240.20	241.03	0.83	<0.005
N553479	241.03	242.25	1.22	<0.005
N553480	242.25	243.20	0.95	<0.005
N553481	243.20	244.15	0.95	<0.005
N553482	244.15	245.00	0.85	<0.005
N553483	245.00	246.40	1.40	<0.005
N553484	246.40	247.60	1.20	<0.005
N553485	247.60	248.62	1.02	<0.005
N553486	248.62	249.17	0.55	<0.005
N553487	249.17	250.49	1.32	<0.005
N553488	250.49	251.81	1.32	<0.005
N553489	251.81	253.13	1.32	<0.005
N553490	251.81	253.13	1.32	<0.005
N553491	253.13	254.45	1.32	0.005
N553492	254.45	255.07	0.62	0.018
N553493	255.07	256.43	1.36	0.008
N553494	256.43	257.38	0.95	<0.005
N553495	257.38	258.33	0.95	<0.005
N553496	258.33	259.33	1.00	<0.005
N553497	259.33	260.33	1.00	<0.005
N553498	260.33	261.33	1.00	<0.005
N553499	261.33	262.57	1.24	<0.005
N553500	262.57	263.70	1.13	<0.005
N553501	263.70	264.83	1.13	<0.005
N553502	264.83	265.92	1.09	<0.005
N553503	265.92	267.00	1.08	<0.005
N553504	267.00	267.98	0.98	<0.005
N553505	267.98	268.95	0.97	0.207
N553506	268.95	270.03	1.08	<0.005
N553507	270.03	271.10	1.07	<0.005
N553508	271.10	272.22	1.12	<0.005
N553509	272.22	273.36	1.14	<0.005
N553511	273.36	274.50	1.14	<0.005

For personal use only

H-GG26-006C ASSAY RESULTS – Core HQ – Gold Results (Au-AA23)

SAMPLE ID	From (m)	To (m)	Length (m)	Au (g/t)
N553551	0.00	3.90	3.90	0.059
N553553	3.90	6.45	2.55	0.045
N553555	6.45	7.00	0.55	0.077
N553557	7.00	9.53	2.53	0.084
N553559	9.53	11.35	1.82	0.131
N553561	11.35	12.77	1.42	0.156
N553563	12.77	14.30	1.53	0.043
N553565	14.30	15.35	1.05	0.024
N553567	15.35	16.05	0.70	0.013
N553569	16.05	18.20	2.15	0.021
N553571	18.20	21.35	3.15	0.02
N553573	21.35	25.00	3.65	0.041
N553575	25.00	28.40	3.40	0.086
N553577	28.40	30.50	2.10	0.085
N553579	30.50	33.02	2.52	0.082
N553581	33.02	34.15	1.13	0.084
N553583	34.15	37.00	2.85	0.033
N553585	37.00	40.15	3.15	0.028
N553587	40.15	41.18	1.03	0.038
N553589	41.18	42.92	1.74	0.026
N553591	42.92	45.85	2.93	0.028
N553593	45.85	49.03	3.18	0.114
N553594	49.03	52.00	2.97	0.101
N553595	52.00	54.25	2.25	0.153
N553596	54.25	55.18	0.93	0.116
N553597	55.18	57.95	2.77	0.11
N553598	57.95	61.18	3.23	0.082
N553599	61.18	64.10	2.92	0.095
N553600	64.10	67.10	3.00	0.121
N553601	67.10	70.80	3.70	0.148
N553603	70.80	72.90	2.10	<0.005
N553604	72.90	74.20	1.30	<0.005
N553605	74.20	74.20	0.00	<0.005
N553606	74.20	76.06	1.86	<0.005
N553607	76.06	77.95	1.89	0.007
N553608	77.95	78.57	0.62	<0.005
N553612	79.30	80.60	1.30	0.006
N553613	80.60	82.35	1.75	<0.005
N553614	82.35	83.51	1.16	<0.005
N553615	83.51	84.70	1.19	<0.005
N553616	84.70	85.83	1.13	<0.005
N553617	85.83	86.98	1.15	<0.005
N553618	86.98	88.13	1.15	<0.005
N553619	88.13	89.28	1.15	<0.005
N553620	89.28	90.40	1.12	<0.005
N553621	90.40	91.60	1.20	0.008
N553622	91.60	92.10	0.50	0.046
N553623	92.10	93.32	1.22	<0.005
N553624	93.32	94.54	1.22	<0.005
N553625	94.54	95.79	1.25	0.085
N553626	95.79	97.04	1.25	0.109
N553627	97.04	98.29	1.25	0.034
N553628	98.29	99.54	1.25	0.034
N553629	99.54	100.85	1.31	0.027
N553631	100.85	102.40	1.55	0.026
N553632	102.40	103.61	1.21	0.023
N553633	103.61	104.82	1.21	0.026
N553634	104.82	106.03	1.21	0.041
N553635	106.03	107.25	1.22	0.023
N553636	107.25	108.60	1.35	0.065
N553637	108.60	109.95	1.35	0.055
N553638	109.95	111.30	1.35	0.102
N553639	111.30	112.65	1.35	0.091
N553640	112.65	113.66	1.01	0.093
N553641	113.66	114.67	1.01	0.101
N553642	114.67	115.68	1.01	0.161

For personal use only

HH-GG26-006C ASSAY RESULTS – Core HQ – Gold Results (continued)

SAMPLE ID	From (m)	To (m)	Length (m)	Au (g/t)
N553643	115.68	116.69	1.01	0.054
N553644	116.69	118.00	1.31	0.123
N553645	118.00	119.42	1.42	0.139
N553646	119.42	120.83	1.41	0.097
N553647	120.83	122.04	1.21	0.096
N553648	122.04	123.25	1.21	0.036
N553649	123.25	124.40	1.15	0.038
N553651	124.40	125.55	1.15	0.03
N553652	125.55	126.71	1.16	0.044
N553653	126.71	128.05	1.34	0.025
N553654	128.05	129.36	1.31	0.051
N553655	129.36	130.72	1.36	0.043
N553656	130.72	132.08	1.36	0.058
N553657	132.08	133.44	1.36	0.046
N553658	133.44	134.80	1.36	0.06
N553659	134.80	135.60	0.80	0.099
N553660	135.60	136.40	0.80	0.117
N553661	136.40	137.25	0.85	0.146
N553662	137.25	138.20	0.95	0.114
N553663	138.20	139.15	0.95	0.15
N553664	139.15	140.00	0.85	0.121
N553665	140.00	141.25	1.25	0.215
N553666	141.25	142.50	1.25	0.193
N553667	142.50	143.79	1.29	0.211
N553668	143.79	145.95	2.16	0.144
N553669	145.95	146.34	0.39	0.095
N553671	146.34	147.60	1.26	0.136
N553672	147.60	148.47	0.87	0.097
N553673	148.47	149.50	1.03	0.086
N553674	149.50	150.50	1.00	0.109
N553675	150.50	151.60	1.10	0.009
N553676	151.60	155.55	3.95	0.011
N553677	155.55	158.60	3.05	0.104
N553678	158.60	159.83	1.23	0.09
N553679	159.83	161.15	1.32	0.142
N553680	161.15	163.20	2.05	0.128
N553681	163.20	164.16	0.96	0.128
N553682	164.16	165.12	0.96	0.151
N553683	165.12	166.08	0.96	0.125
N553684	166.08	167.04	0.96	0.141
N553685	167.04	168.00	0.96	0.235
N553686	168.00	168.87	0.87	0.168
N553687	168.87	169.93	1.06	0.177
N553688	169.93	171.30	1.37	0.152
N553689	171.30	172.59	1.29	0.161
N553691	172.59	173.67	1.08	0.167
N553692	173.67	175.00	1.33	0.178
N553693	175.00	176.45	1.45	0.158
N553694	176.45	177.10	0.65	0.163
N553695	177.10	178.05	0.95	0.167
N553696	178.05	179.21	1.16	0.19
N553697	179.21	180.36	1.15	0.266
N553698	180.36	181.48	1.12	0.242
N553699	181.48	182.82	1.34	0.247
N553700	182.82	184.24	1.42	0.154
N553701	184.24	185.35	1.11	0.144
N553702	185.35	186.67	1.32	0.075
N553703	186.67	188.00	1.33	0.077
N553704	188.00	188.80	0.80	0.103
N553705	188.80	189.98	1.18	0.25
N553706	189.98	191.16	1.18	0.114
N553707	191.16	192.34	1.18	0.153
N553708	192.34	193.10	0.76	0.147
N553709	193.10	194.16	1.06	0.11

For personal use only

HH-GG26-006C ASSAY RESULTS – Core HQ – Gold Results (continued)

SAMPLE ID	From (m)	To (m)	Length (m)	Au (g/t)
N553711	194.16	195.32	1.16	0.102
N553713	195.32	196.48	1.16	0.166
N553715	196.48	197.65	1.17	0.118
N553717	197.65	198.93	1.28	0.121
N553718	198.93	200.20	1.27	0.105
N553719	200.20	201.31	1.11	0.129
N553720	201.31	202.42	1.11	0.112
N553721	202.42	203.53	1.11	0.13
N553722	203.53	204.83	1.30	0.141
N553723	204.83	206.13	1.30	0.084
N553724	206.13	207.43	1.30	0.09
N553725	207.43	208.73	1.30	0.088
N553726	208.73	210.03	1.30	0.112
N553727	210.03	211.30	1.27	0.103
N553729	211.30	212.50	1.20	0.112
N553732	212.50	213.60	1.10	0.119
N553733	213.60	214.70	1.10	0.144
N553734	214.70	215.80	1.10	0.137
N553735	215.80	217.02	1.22	0.075
N553736	217.02	218.24	1.22	0.084
N553737	218.24	219.50	1.26	0.082
N553738	219.50	220.66	1.16	0.112
N553739	220.66	221.43	0.77	0.069
N553740	221.43	222.20	0.77	0.08
N553742	222.20	223.29	1.09	0.083
N553744	223.29	224.38	1.09	0.11
N553746	224.38	225.04	0.66	0.459
N553748	225.04	226.54	1.50	0.149
N553749	226.54	228.04	1.50	0.182
N553751	228.04	228.92	0.88	0.156
N553752	228.92	229.80	0.88	0.164
N553753	229.80	231.28	1.48	0.117
N553754	231.28	232.67	1.39	0.182
N553755	232.67	234.06	1.39	0.22
N553756	234.06	235.45	1.39	0.179
N553757	235.45	236.84	1.39	0.144
N553758	236.84	238.25	1.41	0.138
N553759	238.25	239.60	1.35	0.111
N553760	239.60	240.95	1.35	0.106
N553761	240.95	242.16	1.21	0.119
N553762	242.16	243.37	1.21	0.228
N553763	243.37	244.00	0.63	0.205
N553764	244.00	245.20	1.20	0.152
N553765	245.20	246.40	1.20	0.09
N553766	246.40	247.60	1.20	0.097
N553767	247.60	248.80	1.20	0.083
N553768	248.80	250.00	1.20	0.11
N553769	250.00	251.20	1.20	0.099

For personal use only

HH-GG26-006C ASSAY RESULTS – Core HQ – Gold Results (continued)

SAMPLE ID	From (m)	To (m)	Length (m)	Au (g/t)
N553771	251.20	252.70	1.50	0.1
N553772	252.70	253.40	0.70	0.068
N553773	253.40	254.37	0.97	0.066
N553774	254.37	255.33	0.96	0.025
N553775	255.33	256.29	0.96	0.039
N553776	256.29	257.25	0.96	0.095
N553777	257.25	258.23	0.98	0.094
N553778	258.23	258.92	0.69	0.108
N553779	258.92	259.80	0.88	0.075
N553780	259.80	260.66	0.86	0.064
N553781	260.66	261.63	0.97	0.056
N553782	261.63	263.10	1.47	0.091
N553783	263.10	264.30	1.20	0.149
N553784	264.30	265.30	1.00	0.044
N553785	265.30	266.22	0.92	0.081
N553786	266.22	267.22	1.00	0.08
N553787	267.22	268.40	1.18	0.081
N553788	268.40	269.40	1.00	0.068
N553789	269.40	270.75	1.35	0.065
N553791	270.75	272.10	1.35	0.079
N553792	272.10	273.31	1.21	0.057
N553793	273.31	274.51	1.20	0.052
N553794	274.51	275.40	0.89	0.055
N553795	275.40	276.40	1.00	0.083
N553796	276.40	277.40	1.00	0.076
N553797	277.40	278.40	1.00	0.048
N553798	278.40	279.24	0.84	0.049
N553799	279.24	280.55	1.31	0.1
N553800	280.55	281.85	1.30	0.153
N553801	281.85	282.67	0.82	0.097
N553802	282.67	284.00	1.33	0.076
N553803	284.00	285.38	1.38	0.086
N553804	285.38	286.75	1.37	0.091
N553805	286.75	287.95	1.20	0.101
N553806	287.95	289.40	1.45	0.166
N553807	289.40	290.74	1.34	0.142
N553808	290.74	292.08	1.34	0.208
N553809	292.08	293.42	1.34	0.068
N553811	293.42	294.00	0.58	0.464
N553812	294.00	295.13	1.13	<0.005
N553813	295.13	296.25	1.12	<0.005
N553814	296.25	297.54	1.29	0.162
N553815	297.54	298.83	1.29	0.144
N553816	298.83	300.12	1.29	4.01
N553817	300.12	301.40	1.28	0.158
N553818	301.40	302.60	1.20	0.341
N553819	302.60	303.80	1.20	0.183
N553820	303.80	305.00	1.20	0.16

For personal use only

Appendix C: JORC Code, 2012 Edition

Section 1 Sampling Techniques and Data

(Criteria in this section apply to all succeeding sections.)

Criteria	JORC Code explanation	Commentary
Sampling techniques	• *Nature and quality of sampling (eg cut channels, random chips, or specific specialised industry standard measurement tools appropriate to the minerals under investigation, such as down hole gamma sondes, or handheld XRF instruments, etc). These examples should not be taken as limiting the broad meaning of sampling.* • *Include reference to measures taken to ensure sample representivity and the appropriate calibration of any measurement tools or systems used.* • *Aspects of the determination of mineralisation that are Material to the Public Report.* • *In cases where 'industry standard' work has been done this would be relatively simple (eg 'reverse circulation drilling was used to obtain 1 m samples from which 3 kg was pulverised to produce a 30 g charge for fire assay'). In other cases more explanation may be required, such as where there is coarse gold that has inherent sampling problems. Unusual commodities or mineralisation types (eg submarine nodules) may warrant disclosure of detailed information.*	• This announcement provides an update of the Company's 2026 drill program currently being conducted at its Horse Heaven Project in Idaho, USA, and contains exploration results of three drill holes with the ID reference HH-GG26-004C, HH-GG26-005C and HH-GG26-006C. • Reported exploration results (data) includes: drill hole type, drill hole location (UTM metric) and drill hole parameters (dip, azimuth, altitude and end of hole data); sample data; assay data; and geological data. Supporting data includes drill collar locations in UTM metric data, together with dip, azimuth, altitude and end of hole data. • Reported assay data is for gold. • Please note that the primary data of the core samples (start, finish, interval) were converted from imperial feet measurements to metric metres in this announcement. Note that the operating jurisdiction uses imperial measurement system. • The assay data is derived independent professional laboratory services company of submitted core samples from HH-GG26-004C, HH-GG26-005C and HH-GG26-006C. • HH-GG26-004C, HH-GG26-005C and HH-GG26-006C are diamond core holes. Sample intervals are contiguous and range in length individually from 2.2ft to 5.2ft (averaging 4.5ft). The samples are half-cut core prepared by industry standard core cutting saw by qualified personnel. • Samples were taken for the majority of the hole depth except where rock voids were encountered. • Geological data is derived from detailed geological and geotechnical logging by qualified personnel.

For personal use only

Criteria	JORC Code explanation	Commentary
		• Drill core sample assay results of the above-mentioned holes are included in this announcement. • References to mineralised intersects are included in this announcement.
Drilling techniques	• *Drill type (eg core, reverse circulation, open-hole hammer, rotary air blast, auger, Bangka, sonic, etc) and details (eg core diameter, triple or standard tube, depth of diamond tails, face-sampling bit or other type, whether core is oriented and if so, by what method, etc).*	• The Drilled Holes are diamond core drill holes that were drilled by Evolve Exploration Ltd using two Multipower MP1500 modular core rigs providing HQ diamond drill core. • The drill core is oriented. The core orientation method is conducted using the ACTxCore Orientation System.
Drill sample recovery	• *Method of recording and assessing core and chip sample recoveries and results assessed.* • *Measures taken to maximise sample recovery and ensure representative nature of the samples.* • *Whether a relationship exists between sample recovery and grade and whether sample bias may have occurred due to preferential loss/gain of fine/coarse material.*	• Drill core recovery of the drilled holes have been consistently high (a function of the solid lithologies) approaching 100%. Lower core recovery rates are sometimes observed in fault zones, with the most significant losses usually occurring near the top of the drill hole, close to the collar, with core recoveries of approximately 50% recovery. This lower core recovery represents <1% of the total length of the drill hole.
Logging	• *Whether core and chip samples have been geologically and geotechnically logged to a level of detail to support appropriate Mineral Resource estimation, mining studies and metallurgical studies.* • *Whether logging is qualitative or quantitative in nature. Core (or costean, channel, etc) photography.* • *The total length and percentage of the relevant intersections logged.*	• Drill core was logged for lithology, alteration, mineralisation, structure (geotechnical) using oriented core to a level which has enabled preliminary interpretations relating to style of mineralisation, host and thickness. At this stage no Mineral Resource Estimates, mining studies or metallurgical studies are appropriate. • Drill core is also logged for RQD and Core recovery. • Drill core is then digitally photographed wet while whole after logging. • The logging, as described above is both quality and quantitative. • 100% of the relevant intersections were logged as per above.

For personal use only

Criteria	JORC Code explanation	Commentary
Sub-sampling techniques and sample preparation	• *If core, whether cut or sawn and whether quarter, half or all core taken.* • *If non-core, whether riffled, tube sampled, rotary split, etc and whether sampled wet or dry.* • *For all sample types, the nature, quality and appropriateness of the sample preparation technique.* • *Quality control procedures adopted for all sub-sampling stages to maximise representivity of samples.* • *Measures taken to ensure that the sampling is representative of the in situ material collected, including for instance results for field duplicate/second-half sampling.* • *Whether sample sizes are appropriate to the grain size of the material being sampled.*	• The HQ core was halved using a diamond core saw and sampled on geological intervals approximating 0.2m to 1.5m in length. The smallest intervals selected to specifically target mineralised veins have used down to 0.2m intervals. The 1.5 metre interval is most commonly applied across the core. • Drill core is being halved using an electric powered core saw by RML contract staff who maintain possession of the core at its Antimony Camp facility. • Half-cut core samples will be bagged and tagged using bar-coded sample tags and were securely stored prior to shipment at the Antimony Camp facility. • Half cut core samples were transported by RML contractors under lock and key to ALS prep' lab' facility in Twin Falls, ID. No third-party shippers were involved in the shipping process; chain of custody forms were exchanged at ALS Minerals in Twin Falls and a copy kept on file. The remaining boxed cut core are kept at a secure locked facility at Antimony Camp, ID. • ALS Minerals Twin Falls prep' lab' logs in the samples using the sample tag bar codes provided. Samples were then crushed to 70% less than 2mm, rotary split off 250g, pulverise split to better than 85% passing 75 microns. • All samples were then shipped to ALS Minerals analytical laboratory in Vancouver, British Columbia.
Quality of assay data and laboratory tests	• *The nature, quality and appropriateness of the assaying and laboratory procedures used and whether the technique is considered partial or total.* • *For geophysical tools, spectrometers, handheld XRF instruments, etc, the parameters used in determining the analysis*	• Gold was assayed by analytical method Au-AA23: Au by fire assay and AAS 30g nominal sample weight. • Multielement analysis was by analytical method ME-ICP61: 34 elements by HF-HNO3-HClO4 acid digestion, HCl leach and ICP-AES. Quantitatively dissolves nearly all

For personal use only

Criteria	JORC Code explanation	Commentary
	including instrument make and model, reading times, calibrations factors applied and their derivation, etc. • *Nature of quality control procedures adopted (eg standards, blanks, duplicates, external laboratory checks) and whether acceptable levels of accuracy (i.e. lack of bias) and precision have been established.*	elements for the majority of geological materials. Only the most resistive minerals, such as Zircons, are only partially dissolved. • No geophysical tools, spectrometers, handheld XRF instruments, etc.. were used in the generation of the assay data. • Certified reference materials (CRM) from an ISO certified supplier were inserted randomly into the sample stream at a ratio of 2%. CRMs were obtained for Meg LLC of Reno, Nevada; two separate CRMs were used for gold: a low grade and high-grade standard. • Blank material was inserted randomly in the sample stream at a ratio of 2%. Blank material is commercially available pea-gravel that has been previously tested for gold concentrations.t. • Duplicates samples were collected by quarter cutting the core at randomly selected intervals. Two quarter-cut portions of core were sent for analysis; the remaining half is kept at a secure facility. Core intervals of poor recovery were not used for duplicate samples. Duplicate core samples were inserted into the sample stream at a ratio of 2%.
Verification of sampling and assaying	• *The verification of significant intersections by either independent or alternative company personnel.* • *The use of twinned holes.* • *Documentation of primary data, data entry procedures, data verification, data storage (physical and electronic) protocols.* • *Discuss any adjustment to assay data.*	• No verification of the "significant intersections" has been completed to date by either independent or alternative company personnel. The company acknowledges the material nature of the results and is planning a program of select verification assays. Such were the immediacy of the results, these verifications were not possible prior to the release of the initial results. • The Company is confident that its sample security processes are adequate for the interim period.

For personal use only

Criteria	JORC Code explanation	Commentary
		• The announcement details drill holes HH-GG26-004C, HH-GG26-005C and HH-GG26-006C. Note that these three drillholes were drilled on the same platform but were drilled in different directions (Figure 2). By this HH-GG26-004C, HH-GG26-005C and HH-GG26-006C are fanned holes. No holes are twinned (same collar, same azimuth, same dip). • Sample results, certificates and results were sent via email to RML site contractors in Antimony Camp where results are analysed and interpreted. • No assay adjustments have been carried out.
Location of data points	• *Accuracy and quality of surveys used to locate drill holes (collar and down-hole surveys), trenches, mine workings and other locations used in Mineral Resource estimation.* • *Specification of the grid system used.* • *Quality and adequacy of topographic control.*	• The locations of the Drilled Holes were achieved using handheld GPS programmed into the local coordinate system. The accuracy of the GPS is in line with best practice standards.
Data spacing and distribution	• *Data spacing for reporting of Exploration Results.* • *Whether the data spacing and distribution is sufficient to establish the degree of geological and grade continuity appropriate for the Mineral Resource and Ore Reserve estimation procedure(s) and classifications applied.* • *Whether sample compositing has been applied.*	• The assay data spacing of HH-GG26-004C, HH-GG26-005C and HH-GG26-006C, the length and frequency of each sample and the collective coverage of the drill holes are best practise in terms of hole sample representativeness. • In terms of geological data spacing associated with the Drilled Holes every metre of these holes was logged, with details of lithology, alteration, mineralisation recorded to sub-metre detail.
Orientation of data in relation to geological structure	• *Whether the orientation of sampling achieves unbiased sampling of possible structures and the extent to which this is known, considering the deposit type.* • *If the relationship between the drilling orientation and the orientation of key mineralised structures is considered to have introduced a sampling bias, this*	• The Drilled Holes have a drill direction that is approaching perpendicular to the regional trend (lithologically and structurally) and also approaching perpendicular to the known mineralisation. The purpose of the Drilled Holes was to test the possible extension of known gold and tungsten mineralisation at surface at depth along strike from past drill holes and past surface

For personal use only

Criteria	JORC Code explanation	Commentary
	should be assessed and reported if material.	sample results and to test the occurrence of gold in un-oxidised rocks at depth. • *Cautionary Note*: There is currently insufficient data pertaining to sampling orientation and the local-scale orientation of mineralisation to determine the true width of the gold intervals in these holes. Additional holes in all directions are required to determine whether the gold mineralisation is broadly pervasive or (to various degrees) spatially constrained. For example, if the gold mineralisation is broadly pervasive, then the gold intervals in this announcement are true widths. If the gold mineralisation is spatially constrained, then the gold intervals in this announcement are not true widths. Based in increasing data, the gold mineralisation is interpreted as being broadly pervasive in association with a structurally-controlled repeating host sequence of country-rock granites and fault breccias
Sample security	• *The measures taken to ensure sample security.*	• All drill core samples were delivered directly to RML's geologists on site where they remain under direct supervision at a secure site.
Audits or reviews	• *The results of any audits or reviews of sampling techniques and data.*	• The competent person is unaware of the undertaking of audits or reviews for sampling technique and data, other than its own review.

For personal use only

Section 2 Reporting of Exploration Results

(Criteria listed in the preceding section also apply to this section.)

Criteria	JORC Code explanation	Commentary
Mineral tenement and land tenure status	• *Type, reference name/number, location and ownership including agreements or material issues with third parties such as joint ventures, partnerships, overriding royalties, native title interests, past sites, wilderness or national park and environmental settings.* • *The security of the tenure held at the time of reporting along with any known impediments to obtaining a licence to operate in the area.*	• This announcement refers to exploration results regarding drill core at Golden Gate, a project within the one larger project, Horse Heaven project in Idaho USA, comprising seven hundred and twenty-nine (729) U.S. Federal lode mining claims covering 14,580 acres and includes seven hundred and nineteen (719) mining claims and ten lode mining claims referred as the Oberbillig Group. • The competent person understands that the mining claims are all in good standing.
Exploration done by other parties	• *Acknowledgment and appraisal of exploration by other parties.*	• No exploration results reported in this announcement were performed by other parties.
Geology	• *Deposit type, geological setting and style of mineralisation.*	• The project area is dominated by Cretaceous-aged granitic rocks relating to intrusive phases associated with the Atlanta Lobe of the Idaho Batholith. These largely granodiorite rocks have intruded Neoproterozoic-aged metasediments, comprising quartzites (which are dominant) calc-silicates, marble and black shale. The area and broader region is affected by broad regional folding and N-S, NNE-SSW, and NE-SW faults. • Gold, antimony, tungsten and silver mineralisation is associated with hydrothermally altered and fractured granodiorites.
Drillhole Information	• *A summary of all information material to the understanding of the exploration results including a tabulation of the following information for all Material drillholes:* ○ *easting and northing of the drillhole collar* ○ *elevation or RL (Reduced Level –*	• The drillhole information for the Drilled Holes is included in a table (Table1) with drill collar location data, altitude, dip, azimuth, and end of hole.

For personal use only

Criteria	JORC Code explanation	Commentary
	elevation above sea level in metres) of the drillhole collar ○ *dip and azimuth of the hole* ○ *down hole length and interception depth* ○ *hole length.* • *If the exclusion of this information is justified on the basis that the information is not Material and this exclusion does not detract from the understanding of the report, the Competent Person should clearly explain why this is the case.*	
Data aggregation methods	• *In reporting Exploration Results, weighting averaging techniques, maximum and/or minimum grade truncations (eg cutting of high grades) and cut-off grades are usually Material and should be stated.* • *Where aggregate intercepts incorporate short lengths of high-grade results and longer lengths of low-grade results, the procedure used for such aggregation should be stated and some typical examples of such aggregations should be shown in detail.* • *The assumptions used for any reporting of metal equivalent values should be clearly stated.*	• In reporting downhole gold intersections results of HH-GG26-004C, HH-GG26-005C and HH-GG26-006C, no maximum and minimum truncations or cut off grades were used. • In reporting downhole gold intersections/intervals, assay results of HH-GG26-004C, HH-GG26-005C and HH-GG26-006C, weighted averages were required due to the fact that sample lengths were variant (between 2.2ft and 5.2ft). The sample interval length was multiplied by the sample assay data then divided by the total length of the interval. • No metal equivalents were used in this announcement.
Relationship between mineralisation widths and intercept lengths	• *These relationships are particularly important in the reporting of Exploration Results.* • *If the geometry of the mineralisation with respect to the drillhole angle is known, its nature should be reported.* • *If it is not known and only the down hole lengths are reported, there should be a clear statement to this effect (eg 'down hole length, true width not known').*	• With reference to the Drilled Holes, these holes were drilled close to perpendicular across the prospect-scale orientation of the known mineralisation. • There is insufficient data pertaining to the gold mineralisation identified the Drilled Holes to allow conclusive statements concerning the sampling orientation and the local-scale orientation of mineralisation. Therefore the true width nature of the reported widths of the mineralisation is not known.

For personal use only

Criteria	JORC Code explanation	Commentary
Diagrams	• *Appropriate maps and sections (with scales) and tabulations of intercepts should be included for any significant discovery being reported These should include, but not be limited to a plan view of drillhole collar locations and appropriate sectional views.*	• A drill hole location plan and cross section are provided with geolocation information (coordinates, northing and scale bar) showing the locations of the Drilled Holes. Legends are included within each figure (where appropriate) and when additional explanation is required, this is given to the figure caption. • A drill hole location plan and cross section are provided in this announcement to provide a sense of location of the hole in relation: to i) other drill holes; and ii) intersected mineralisation. The cross sections include a geological interpretation
Balanced reporting	• *Where comprehensive reporting of all Exploration Results is not practicable, representative reporting of both low and high grades and/or widths should be practiced to avoid misleading reporting of Exploration Results.*	• This announcement is considered to be fair and balanced with respect to the exploration results, being a drilling update.
Other substantive exploration data	• *Other exploration data, if meaningful and material, should be reported including (but not limited to): geological observations; geophysical survey results; geochemical survey results; bulk samples – size and method of treatment; metallurgical test results; bulk density, groundwater, geotechnical and rock characteristics; potential deleterious or contaminating substances.*	• There is no other material data associated with the Drilled Holes not mentioned in this announcement.
Further work	• *The nature and scale of planned further work (eg tests for lateral extensions or depth extensions or large-scale step-out drilling).* • *Diagrams clearly highlighting the areas of possible extensions, including the main geological interpretations and future drilling areas, provided this information is not commercially sensitive.*	• The Drilled Holes, subject of this announcement, are part of a large diamond core drill program of 42 holes for 12,236m (40,144 ft), which is now completed. • Drill hole results will be released on an ongoing basis.