aurum resources

18 September 2026

Boundiali BM drilling hits high-grade gold outside Resource

Aurum Resources (**ASX: AUE**, "**Aurum**" or "**the Company**") is pleased to announce the latest gold intercepts from an ongoing 100,000m diamond drilling program at its 3.22Moz Boundiali Gold Project[1] in Côte d'Ivoire. Aurum has received assay results from 60 diamond drill (DD) holes totalling 12,251.55m, completed as a mix of infill, step-out and extensional drilling at BMT1 deposit (41 holes for 8,460.65m) and BMT2 prospect (19 holes for 3,790.90m), both of which are located on the northern half of the BM tenement (80% interest).

Key drill intercepts from the latest drilling include[2]:

BMT1 (8.8Mt @ 1.1 g/t Au for 320koz)[1]

- **1.35m @ 43.32 g/t Au** from 17m (MBDD418)
- **1m @ 47.56 g/t Au** from 182m (MBDD396)
- **19m @ 1.90 g/t Au** from 243m inc **4m @ 5.37 g/t Au** (MBDD405)
- **3.67m @ 5.61 g/t Au** from 160.63m inc **1.37m @ 14.41 g/t Au** (MBDD456)
- **13.45m @ 1.31 g/t Au** from 171.80m inc **9.20m @ 1.69 g/t Au** (MBDD426)
- **3m @ 5.73 g/t Au** from 237m inc **1m @ 16.89 g/t Au** (MBDD427)
- **11m @ 1.49 g/t Au** from 260m inc **7m @ 2.10 g/t Au** (MBDD434)
- **9.23m @ 1.66 g/t Au** from 24.20m inc **2m @ 5.04 g/t Au** (MBDD406).

BMT2 (no resources currently defined)

- **1.50m @ 41.78 g/t Au** from 27m (MBDD372)
- **2.38m @ 22.01 g/t Au** from 277m inc **1m @ 51.38 g/t Au** (MBDD404)
- **14.20m @ 2.36 g/t Au** from 205.80m inc **7.20m @ 2.95 g/t Au** (MBDD404)
- **5.15m @ 5.85 g/t Au** from 110m inc **3m @ 9.54 g/t Au** (MBDD388A)
- **5.40m @ 4.05 g/t Au** from 128m (MBDD410)
- **9.77m @ 1.95 g/t Au** from 126.36m inc **5.22m @ 3.18 g/t Au** (MBDD372)
- **4m @ 3.98 g/t Au** from 204m inc **3m @ 5.12 g/t Au** (MBDD410)
- **6.30m @ 2.33 g/t Au** from 118m inc **3.20m @ 3.83 g/t Au** (MBDD410).

Highlights:

- **Resource growth potential:** Drilling confirms gold mineralisation outside the current MRE at BMT2; gold system remains open.
- **130,000m drilling planned for CY2026:** 16 Aurum-owned diamond drill rigs operating to drive resource growth both at **Boundiali** (100,000m) and **Napié** (30,000m drilling to start Q4 CY2026).
- **Next Boundiali MRE update** is targeted for early Q4 CY2026 (drilling cut-off end September 2026).
- **Boundiali Definitive Feasibility Study** (DFS) expected late CY2026.
- Aurum has **4.4Moz gold combined group resources** including flagship **3.22Moz Boundiali Gold Project** and **1.16Moz Napié Gold Project**[3].
- Aurum is well-funded for continued exploration success with **A$54.6M** cash (30 June 2026 unaudited).

Aurum's Managing Director Dr Caigen Wang said: *"These 60 holes, which comprise more than 12,250 metres of drilling at the **BMT1** deposit and the **BMT2** prospect, are part of our 100,000m Boundiali drilling program for 2026.*

[1] "Boundiali 3.22 Moz gold - Indicated up 24% to 1.70 Moz" released to the Australian Securities Exchange on 14 May 2026 and available to view on www.asx.com.au
[2] Refer to tables accompanying this report for collar location information and assay results for the new drilling
[3] "Napie Grows to 1.2Moz Au and Aurum reaches 4.2Moz Au" released to the Australian Securities Exchange on 10 April 2026 and available to view on www.asx.com.au

For personal use only

For personal use only

*At **BMT1**, we have intersected high-grade gold close to surface, including **1.35m @ 43.32 g/t Au** from 17m (MBDD418), as well as broader zones at depth such as **19m @ 1.90 g/t Au from 243m** (MBDD405).*

***BMT2** results are particularly encouraging because it currently sits outside our Mineral Resource. Hole MBDD404 returned two separate zones: **14.20m @ 2.36 g/t Au** from 205.80m and **2.38m @ 22.01 g/t Au** from 277m. Results from both areas will be assessed for the next Boundiali Mineral Resource update, which is targeted for early in the December quarter. It will then feed into the DFS due late this year.*

We had A$54.6 million in cash at 30 June and our own diamond rig fleet, which provides the means for us to advance drilling, studies and permitting concurrently at Boundiali. We received environmental approval in May and delivered the PFS and Maiden Ore Reserve in June. Our focus now is grant of the Mining Licences and completion of the DFS, with the goal of finalising funding and starting construction in early 2027, targeting first gold in the first half of 2028.

Boundiali continues to grow in both scale and confidence, and today's results reinforce that trajectory. We look forward to reporting further progress on Boundiali exploration and development through the remainder of 2026 and into 2027."

New drilling at BM – Boundiali Gold Project[4]

Aurum has received assay results[5] for 60 diamond drill (DD) holes, totalling 12,251.55m, from the BM tenement (80% interest). These comprise 41 holes (8,460.65m) at the **BMT1** deposit and 19 holes (3,790.90m) at the **BMT2** prospect, both in the northern half of the tenement. The holes were a mix of infill, step-out and extensional drilling.

The holes form part of the ongoing 100,000m CY2026 Boundiali drilling program, which aims to both grow the Mineral Resource and increase its confidence. The drilling was designed to test the limits of known mineralisation along strike and at depth. It was also designed to drill previously unclassified mineralisation to a spacing sufficient for Inferred classification, and to upgrade Inferred Resources to Indicated. Results will be assessed for inclusion in the next Boundiali Mineral Resource Estimate (MRE). Drilling for that MRE closes at the end of September 2026, and the update is targeted for early Q4 CY2026.

Drill collar locations and all assay results[6] for the new drilling at Boundiali are provided in Table 1 and Table 2. Project location and details are shown in Figure 1 to Figure 3. A detailed plan showing the latest assay results is presented in Figure 4 and Figure 5 is a representative cross section.

Drilling intersected gold mineralisation outside the current Mineral Resource at BMT2, where no Mineral Resource is currently defined. Several holes returned multiple mineralised zones downhole. Significant intercepts include (full results in Table 2):

BMT1

- **1.35m @ 43.32 g/t Au** from 17m (MBDD418)
- **1m @ 47.56 g/t Au** from 182m (MBDD396)
- **19m @ 1.90 g/t Au** from 243m inc **4m @ 5.37 g/t Au** (MBDD405)
- **3.67m @ 5.61 g/t Au** from 160.63m inc **1.37m @ 14.41 g/t Au** (MBDD456)
- **13.45m @ 1.31 g/t Au** from 171.80m inc **9.20m @ 1.69 g/t Au** (MBDD426)
- **3m @ 5.73 g/t Au** from 237m inc **1m @ 16.89 g/t Au** (MBDD427)
- **11m @ 1.49 g/t Au** from 260m inc **7m @ 2.10 g/t Au** (MBDD434)
- **9.23m @ 1.66 g/t Au** from 24.20m inc **2m @ 5.04 g/t Au** (MBDD406).

BMT2

- **1.50m @ 41.78 g/t Au** from 27m (MBDD372)
- **2.38m @ 22.01 g/t Au** from 277m inc **1m @ 51.38 g/t Au** (MBDD404)

[4] Refer to About Aurum's Boundiali Gold Project
[5] Refer to Table 1 for collar information and Table 2 for full assay results for the new drilling
[6] All intercepts are reported as downhole lengths using a 0.2 g/t Au cut-off grade with up to 3m consecutive internal dilution and no top cut applied

For personal use only

- **14.20m @ 2.36 g/t Au** from 205.80m inc **7.20m @ 2.95 g/t Au** (MBDD404)
- **5.15m @ 5.85 g/t Au** from 110m inc **3m @ 9.54 g/t Au** (MBDD388A)
- **5.40m @ 4.05 g/t Au** from 128m (MBDD410)
- **9.77m @ 1.95 g/t Au** from 126.36m inc **5.22m @ 3.18 g/t Au** (MBDD372)
- **4m @ 3.98 g/t Au** from 204m inc **3m @ 5.12 g/t Au** (MBDD410)
- **6.30m @ 2.33 g/t Au** from 118m inc **3.20m @ 3.83 g/t Au** (MBDD410).

These new results are in addition to diamond holes drilled at **BM** and reported[7] by Aurum, which included:

- **4.20m @ 80.64 g/t Au** from 107m inc. **1.43m @ 234.35 g/t Au** & **5.66m @ 6.99 g/t Au** from 121m (MBDD214B)
- **1.19m @ 277.54 g/t Au** from 31m (MBDD118)
- **3.80m @ 73.82 g/t Au** from 274m inc. **0.80m @ 350 g/t Au** (MBDD277)
- **1m @ 274.89 g/t Au** from 380m (MBDD274)
- **1.76m @ 150.87 g/t Au** from 485.94m inc. **0.72m @ 367.05 g/t Au** (MBDD397)
- **9m @ 24.61 g/t Au** from 221m inc. **4m @ 54.64 g/t Au** from 222m (MBDD174)
- **5.10m @ 43.13 g/t Au** from 112.90m inc. **3.10m @ 70.78 g/t Au** (MBDD291)
- **1m @ 150.50 g/t Au** within **3m @ 50.56 g/t Au** from 124m (MBDD130)
- **1m @ 152.35 g/t Au** from 96m (MBDD260)
- **2m @ 63.55 g/t Au** from 111m inc. **1m @ 110.95 g/t Au** & **23m @ 2.04 g/t Au** from 118m (MBDD123)
- **11.46m @ 6.67 g/t Au** from 162.54m incl. **1.46m @ 45.04 g/t Au** (MBDD049)
- **10.15m @ 6.05 g/t Au** from 125.50m inc. **3.60m @ 13.88 g/t Au** (MBDD299)
- **4m @ 9.56 g/t Au** from 130m inc. **3m @ 12.65 g/t Au** (MBDD133).

Gold mineralisation at **BMT1** and **BMT2** is hosted within sandstone rich in quartz veining associated with pyrite. True widths for these shallow gold intercepts are estimated at about 60% - 85% of reported downhole lengths.

Gold mineralisation at **BM** remains open along strike and at depth. Results from these holes will feed the next major Boundiali Mineral Resource update, and follow-up drilling to test the gold mineralisation identified outside the current resource is being planned. Aurum's drill rigs continue to work on the **BM** and **BST tenements**.

So far, Aurum's drilling at Boundiali has only targeted the most obvious outcropping anomalies. Aurum believes there remains a high potential for blind discoveries, providing a clear pathway for continued resource growth in CY2026 and beyond.

Next Steps

Aurum will continue to use its strong balance sheet and self-owned drill rig fleet to drive multi-rig drilling activity throughout CY2026 focussed on rapid resource conversion, resource growth and economic de-risking.

1. Boundiali: Moving to Development

- **Drilling (100,000m):** 16 diamond rigs to test strike and depth extensions across **BD, BM, and BST** tenements.
- **Resource Update:** Next major MRE update is targeted for early Q4 CY2026 (drill cut-off end September 2026).
- **DFS Delivery:** Results from 2026 drilling will be incorporated in a **DFS** expected in late 2026.

2. Napié: Scaling the Resource

[7] Refer to Compliance Statement for details on previous reporting on ASX

- **Resource Expansion:** A **30,000m diamond drilling** program planned to grow the 1.16Moz gold resource will commence in Q4 CY2026.
- **Drilling Efficiency**: Aurum is building an exploration camp close to the Napié gold deposits to reduce operating costs and improve access efficiency.

3. Regional Exploration & Discovery

- **Pipeline Generation:** Scout drilling is planned for the **BD, BM, and BST** tenements to test new targets identified via soil anomalies and geological mapping across the 75km of N-S mineralised corridor.
- **Early-Stage Growth:** Aurum is advancing its **Encore JV**[8] and **Major Star Plus**[9] partnership projects to identify new gold systems in the region.

This update has been authorised by the Board of Aurum Resources Limited.

ENDS

FORWARD-LOOKING STATEMENTS

This release contains forward-looking statements about Aurum Resources Limited's exploration activities, drilling programs, Mineral Resource Estimates, Ore Reserves, the Pre-Feasibility Study (PFS), the Definitive Feasibility Study (DFS), permitting, project funding, development timelines and the timing of first gold production. Forward-looking statements are identified by words such as "target", "expect", "plan", "potential", "anticipate", "goal" and similar expressions. These statements reflect the Company's current expectations, estimates and assumptions as at the date of this release. They are subject to risks and uncertainties that could cause actual results to differ materially. Those risks include, exploration and drilling outcomes, uncertainty in resource and reserve estimation, gold price and currency movements, obtaining and maintaining regulatory, environmental and mining approvals, including grant of the Mining Licences, securing development funding, project execution and operational risks, sovereign and geopolitical risks associated with Côte d'Ivoire, broader economic and market conditions. The production target and Ore Reserve referred to in this release are based on the PFS (ASX:AUE, 11 June 2026). As set out in the Compliance Statement, the Company confirms that the material assumptions underpinning them continue to apply and have not materially changed. Those assumptions will be reviewed as part of the DFS, and outcomes may differ. Investors should not place undue reliance on forward-looking statements. Except as required by law or the ASX Listing Rules, the Company undertakes no obligation to update them.

COMPETENT PERSON'S STATEMENT

The information in this release that relates to Exploration Targets and Exploration Results is based on information compiled by Mr Mark Strizek, a Competent Person who is a Member of The Australasian Institute of Mining and Metallurgy. Mr Strizek has been a Non-Executive Director of the Company since 1 February 2024 and joined as an Executive Director on 1 June 2024. Mr Strizek holds shares in Aurum Resources Limited and holds options and performance rights that have been approved by shareholders of the Company. Mr Strizek has sufficient experience relevant to the style of mineralisation and type of deposit under consideration, and to the activity being undertaken, to qualify as a Competent Person as defined in the 2012 edition of the "Australasian Code for Reporting of Exploration Results, Mineral Resources and Ore Reserves". Mr Strizek consents to the inclusion in this announcement of the matters based on his information in the form and context in which it appears. Additionally, Mr Strizek confirms that the Company is not aware of any new information or data that materially affects the information contained in the ASX releases referred to in this release.

[8] ASX release dated 27 May 2025, Aurum secures strategic Joint Venture to expand Boundiali Gold Project, summarised in "About" section
[9] ASX release dated 1 September 2025, Aurum expands footprint of Boundiali and Napié Gold Projects, summarised in "About" section

For personal use only

For personal use only

aurum resources

COMPLIANCE STATEMENT

The information in this release that relates to Boundiali Mineral Resources is extracted from the announcement "Boundiali 3.22 Moz gold - Indicated up 24% to 1.70 Moz" released to the Australian Securities Exchange on 14 May 2026 and available to view on www.asx.com.au. The Company confirms that it is not aware of any new information or data that materially affects the information included in the original market announcement and, in the case of estimates of Mineral Resources, that all material assumptions and technical parameters underpinning the estimates in the relevant market announcement continue to apply and have not materially changed. The Company confirms that the form and context in which the Competent Person's findings are presented have not been materially modified from the original market announcement. The information in this release that relates to Boundiali Ore Reserves is extracted from the announcement "Boundiali PFS and Maiden Ore Reserve delivered" released to the Australian Securities Exchange on 11 June 2026 and available to view on www.asx.com.au. The Company confirms that it is not aware of any new information or data that materially affects the information included in the original market announcement and, in the case of estimates of Ore Reserves, that all material assumptions and technical parameters underpinning the estimates in the relevant market announcement continue to apply and have not materially changed. The Company confirms that the form and context in which the Competent Person's findings are presented have not been materially modified from the original market announcement. The information in this release that relates to Napié Mineral Resources is extracted from the announcement "Napie Grows to 1.2Moz Au and Aurum reaches 4.2Moz Au" released to the Australian Securities Exchange on 10 April 2026 and available to view on www.asx.com.au. The Company confirms that it is not aware of any new information or data that materially affects the information included in the original market announcement and, in the case of estimates of Mineral Resources, that all material assumptions and technical parameters underpinning the estimates in the relevant market announcement continue to apply and have not materially changed. The Company confirms that the form and context in which the Competent Person's findings are presented have not been materially modified from the original market announcement.

PREVIOUSLY REPORTED INFORMATION

This report contains information extracted from ASX market announcements reported in accordance with the 2012 edition of the "Australasian Code for Reporting of Exploration Results, Mineral Resources and Ore Reserves" ("2012 JORC Code") and available for viewing at www.asx.com.au and includes results reported previously and published on ASX platform:

4 Sep 2026. Aurum adds more high grade gold at Boundiali BST1 deposit (ASX:AUE)
17 Aug 2026, Gold extended at Boundiali BST1 deposit and BST2 prospect (ASX:AUE)
7 Aug 2026, Aurum hits 0.72m @ 367g/t gold at Boundiali BMT3 (ASX:AUE)
28 Jul 2026, Quarterly Activities/Appendix 5B Cash Flow Report (ASX:AUE)
24 Jul 2026, Aurum extends BDT2 gold beyond current resource (ASX:AUE)
29 Jun 2026, Aurum hits 1.7m @ 70.35 g/t gold from 276.5m at BDT2 (ASX:AUE)
17 Jun 2026, AUE adds key personnel to strengthen Boundiali development (ASX:AUE)
11 Jun 2026, Boundiali PFS and Maiden Ore Reserve delivered (ASX:AUE)
25 May 2026, Aurum Receives Environmental Approvals for Boundiali (ASX:AUE)
14 May 2026, Boundiali 3.22 Moz gold - Indicated up 24% to 1.70 Moz (ASX:AUE)
7 May 2026, Aurum hits thick gold intersections at BDT2 (ASX:AUE)
28 Apr 2026, Quarterly Activities/Appendix 5B Cash Flow Report (ASX:AUE)
21 Apr 2026, Aurum hits multiple thick gold intersections at BDT2 (ASX:AUE)
16 Apr 2026, Boundiali BST1 depth extension 220m below current MRE (ASX:AUE)
10 Apr 2026, Napie Grows to 1.2Moz Au and Aurum reaches 4.2Moz Au (ASX:AUE)
23 Mar 2026, Aurum raises $28.8M via Strategic Placement (ASX:AUE)
13 Mar 2026, Half Yearly Report and Accounts (ASX:AUE)
5 Mar 2026, Aurum Hits High-Grade Gold at Napie, Cote d'Ivoire (ASX:AUE)
23 Feb 2026, Boundiali Resource Grows to 3Moz - Indicated Up 49% (ASX:AUE)
16 Feb 2026, Boundiali extends strike and depth at BDT3 and BST1 (ASX:AUE)
5 Feb 2026, High-Grade Extensions at BD Deposits for Resource Growth (ASX:AUE)
28 Jan 2026, Further high-grade intercepts at BMT3 in Boundiali (ASX:AUE)
14 Jan 2026, Boundiali Gold Project produces more good drilling results (ASX:AUE)
7 Jan 2026, Aurum advances Boundiali development with 3 ML Applications (ASX:AUE)
19 Dec 2025, More high grade gold intercepts at BMT3 in Boundiali (ASX:AUE)
11 Dec 2025, Drilling at Napie Extends Gold Mineralisation to 400m Depth (ASX:AUE)
28 Nov 2025, Aurum completes $22.98M Montage share sale (ASX:AUE)
18 Nov 2025, Aurum hits 3.10m @ 70.78 g/t gold from 112.90m at Boundiali (ASX:AUE)
07 Nov 2025, Aurum hits 5m @ 11.07 g/t gold from outside BDT2 resources (ASX:AUE)
06 Nov 2025, Addendum to the 2025 Annual Report (ASX:AUE)
30 Oct 2025, Quarterly Activities/Appendix 5B Cash Flow Report (ASX:AUE)
27 Oct 2025, Aurum hits 0.8m @ 350 g/t gold at Boundiali Gold Project (ASX:AUE)
06 Oct 2025, Boundiali indicated gold resources grows by 53% in two month (ASX:AUE)
29 Sep 2025, Aurum hits 1m @ 152.35 g/t gold from 96m at Boundiali (ASX:AUE)
10 Sep 2025, Aurum hits 17m @ 9.38 g/t gold from 236m at Napie (ASX:AUE)
01 Sep 2025, Aurum expands footprint of Boundiali and Napie Gold Projects (ASX:AUE)
05 Aug 2025, Boundiali Gold Project Resource grows ~50% to 2.41Moz (ASX: AUE)
29 Jul 2025, Encouraging Drilling Results at BD & BST (ASX:AUE)
25 Jul 2025, Aurum hits 1.43m at 234.35 g/t gold from 107m at BMT3 (ASX:AUE)
23 Jul 2025, Quarterly Activities/Appendix 5B Cash Flow Report (ASX:AUE)
15 Jul 2025, 100 million share placement to strategic investors completed (ASX:AUE)
27 Jun 2025, Aurum commenced 30,000m diamond drilling at Napié (ASX:AUE)
17 Jun 2025, AUE hits 66m @ 1.07g/t gold from 33m @ Boundiali BD tenement (ASX:AUE)
27 May 25, AUE expands Boundiali Gold Project exploration ground (ASX:AUE)
21 May 25, AUE hits 34m @ 2.32g/t gold from 56m @ Boundiali BD tenement (ASX:AUE)
13 May 25, Assay Results at Boundiali BM Tenement (Amended) (ASX:AUE)
13 May 25, Aurum hits 73.10 g/t gold at Boundiali BM tenement (ASX:AUE)
07 May 2025, Aurum to raise $35.6 million from strategic investment (ASX:AUE)
16 Apr 2025, AUE hits 89m @ 2.42 g/t gold at 1.59Moz Boundiali Project (ASX:AUE)
08 Apr 2025, AUE to start diamond drilling at Boundiali South tenement (ASX:AUE)
31 Mar 2025, AUE to commence environmental study - Boundiali Gold Project (ASX:AUE)
27 Mar 2025, Aurum hits 83m@4.87 g/t Au at 1.59Moz Boundiali Project (ASX:AUE)
19 Mar 2025, Hits 4m at 54.64 g/t Au outside 1.59Moz Boundiali MRE area (ASX:AUE)
14 Mar 2025, Half Yearly Report and Accounts (ASX:AUE)
7 Mar 25, Investor Presentation March 2025 (ASX:AUE)
6 Mar 25, AUE Completes Acquisition of Mako Gold Limited (ASX:AUE)
27 Feb 25, 12m at 22.02g/t from 145m outside 1.59Moz Boundiali MRE area (ASX:AUE)
21 Feb 2025, 8m at 8.23g/t from 65m outside 1.59Moz Boundiali MRE area (ASX:AUE)
4 Feb 2025, Napié Project Listing Rule 5.6 Disclosure (Amended) (ASX:AUE)
3 Feb 2025, Mako Takeover Offer Closes (ASX:AUE)
31 Jan 2025, Drill Collar Table Addendum (ASX:AUE)
31 Jan 2025, Change in substantial holding for MKG (ASX:AUE)
31 Jan 2025, Quarterly Activities/Appendix 5B Cash Flow Report (ASX:AUE)
30 Jan 2025, Aurum hits 150 g/t gold at Boundiali, Côte d'Ivoire (ASX:AUE)
29 Jan 2025, MKG - Suspension of Trading and Delisting From ASX (ASX:AUE)
24 Jan 2025, Compulsory Acquisition Notice Mako Takeover (ASX:AUE)
24 Jan 2025, Non-Binding MoU with SANY Heavy Equipment Co (ASX:AUE)
23 Jan 2025, Change in substantial holding for MKG (ASX:AUE)
9 Jan 2025, Best and Final offer for Mako Gold Limited (ASX:AUE)
31 Dec 2024, Boundiali Project Maiden Resource delivers 1.6 Moz (amended) (ASX:AUE)
30 Dec 2024, Boundiali Gold Project Maiden Resource delivers 1.6 Moz (ASX:AUE)
24 Dec 2024, Change in substantial holding for MKG (ASX:AUE)
23 Dec 2024, AUE achieves in excess of 95% gold recoveries from Boundiali (ASX:AUE)
18 Dec 2024, Aurum hits 277 g/t gold at Boundiali BM Target 3
13 Dec 2024, Change of Directors and Addition of Joint Company Secretary (ASX:AUE & ASX:MKG)

6 Dec 2024, AUE receives firm commitments for A$10 million placement (ASX:AUE)
29 Nov 2024, Aurum earns 80% interest in Boundiali BM tenement (ASX:AUE)
28 Nov 2024, AUE appoints Mr. Steve Zaninovich as Non-Executive Director (ASX:AUE)
22 Nov 2024, AUE Declares Takeover Offer for all MKG Shares Unconditional (ASX:AUE)
15 Nov 2024, Supplementary Bidders Statement (ASX:AUE)
11 Nov 2024, Aurum hits 36 g/t gold at BM T1 of 2.5km strike (ASX:AUE)
30 Oct 2024, Bidders Statement (ASX:AUE)
16 Oct 2024, Recommended Takeover of Mako Gold By Aurum Resources (ASX:AUE)
09 Sep 2024, Aurum earns 51% interest in Boundiali BM tenement (ASX:AUE)
05 Sep 2024, AUE hits 40m at 1.03 g/t gold at Boundiali BD Target 1 (ASX:AUE)
03 Sep 2024, Boundiali South Exploration Licence Renewed (ASX:AUE)
07 Aug 2024, Aurum to advance met studies for Boundiali Gold Project (ASX:AUE)
22 July 2024, Prelim metallurgical tests deliver up to 99% gold recovery (ASX:AUE)
17 June 2024, Aurum hits 69m at 1.05 g/t gold at Boundiali BD Target 1 (ASX:AUE)
28 May 2024, AUE hits 163 g/t gold in 12m @ 14.56 g/t gold at BD Target 1 (ASX:AUE)
24 May 2024, Aurum hits 74m @ 1.0 g/t gold at Boundiali BD Target 2 (ASX:AUE)
15 May 2024, Aurum expands Boundiali Gold Project footprint (ASX:AUE)
10 May 2024, AUE hits 90m @ 1.16 g/t gold at Boundiali BD Target 1 (ASX:AUE)
01 May 2024, Aurum Appoints Country Manager in Côte d'Ivoire (ASX:AUE)
23 April 2024, AUE drilling hits up to 45 g/t gold at Boundiali BD Target 2 (ASX:AUE)
19 March 2024, AUE signs binding term sheet for 100% of Boundiali South (ASX:AUE)
12 March 2024, AUE hits 73m at 2.15g/t Inc. 1m at 72g/t gold at Boundiali (ASX:AUE)
01 March 2024, Aurum hits 4m at 22 g/t gold in Boundiali diamond drilling (ASX:AUE)
22 Jan 2024, Aurum hits shallow, wide gold intercepts at Boundiali, Côte d'Ivoire (ASX: AUE)
21 December 2023, Rapid Drilling at Boundiali Gold Project (ASX.AUE)
21 November 2023, AUE Acquisition Presentation (ASX.AUE)
21 June 2021, Notice of General Meeting/Proxy Form (MSR.ASX)
21 May 2021, PlusOr to Acquire 6194 sq kms Ground Position in Côte d'Ivoire (MSR.ASX)
22 August 2019, Boundiali RC Drill Results Continue to Impress (PDI.ASX)
15 July 2019, RC, Trench Results Grow Boundiali Potential In Côte D'Ivoire (PDI.ASX)
27 May 2019, New Drill Results Strengthen Boundiali Project Côte D'Ivoire (PDI.ASX)
16 January 2019, PDI-Toro JV Sharpens Focus with Major Drilling Program (PDI.ASX)
26 Nov 2018, Boundiali North - Large Coherent Gold Anomalies in 14km Zone (PDI.ASX)

The Company confirms that it is not aware of any new information or data that materially affects the information included in the previous announcements.

For personal use only

For personal use only

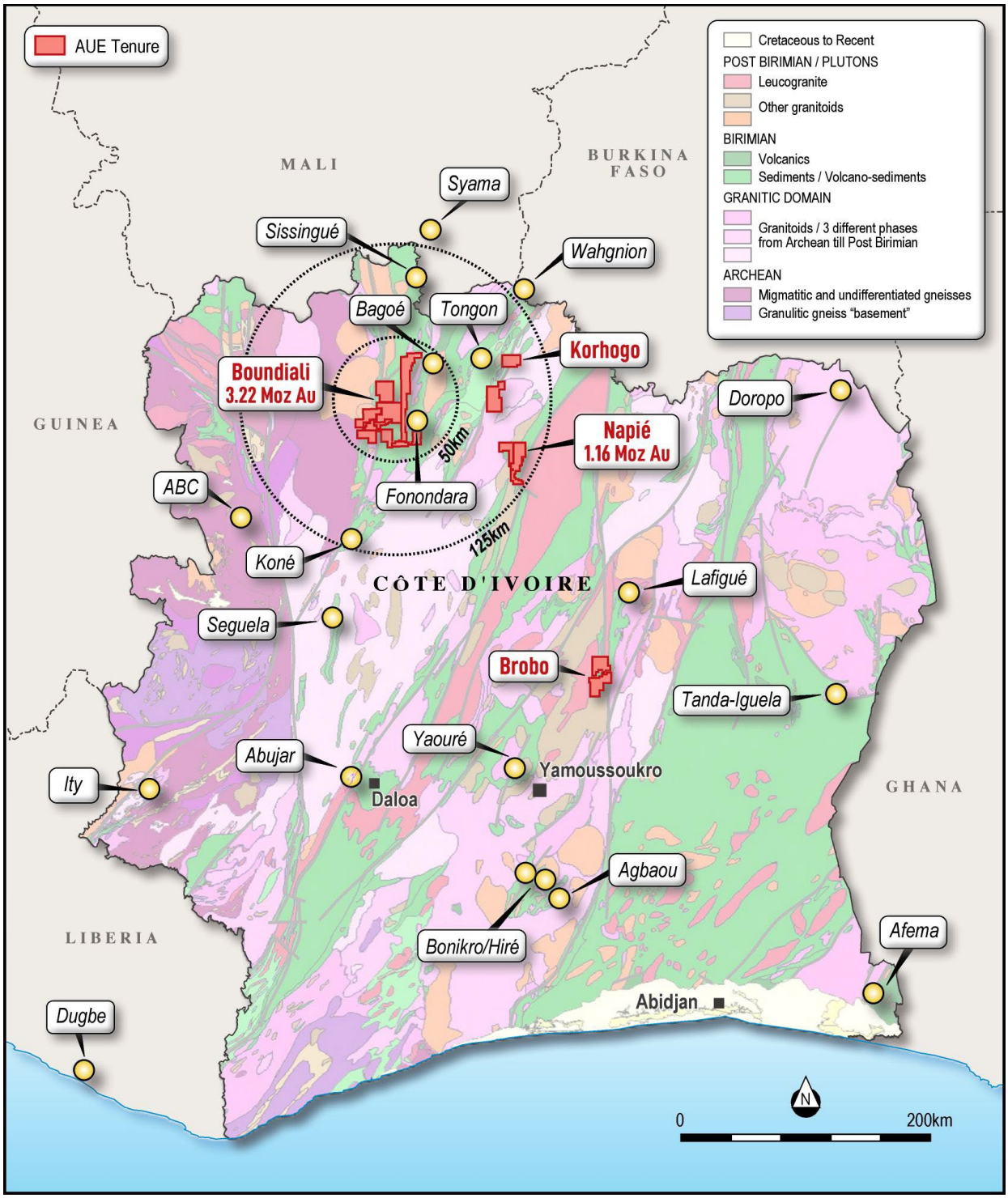

Figure 1: Location of Aurum's projects in Côte d'Ivoire

For personal use only

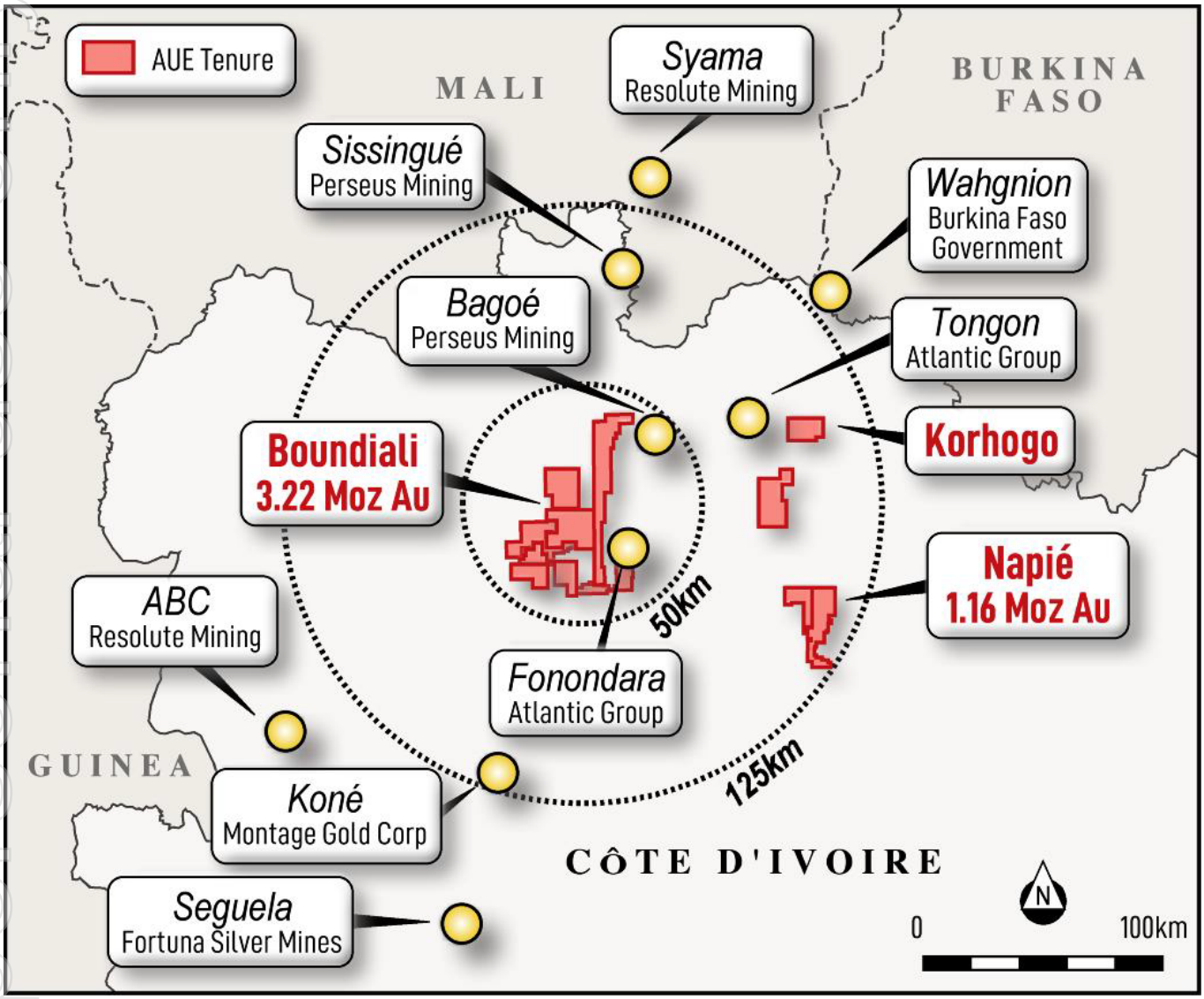

Figure 2: Location of Aurum's Boundiali and Napié gold projects in Côte d'Ivoire

For personal use only

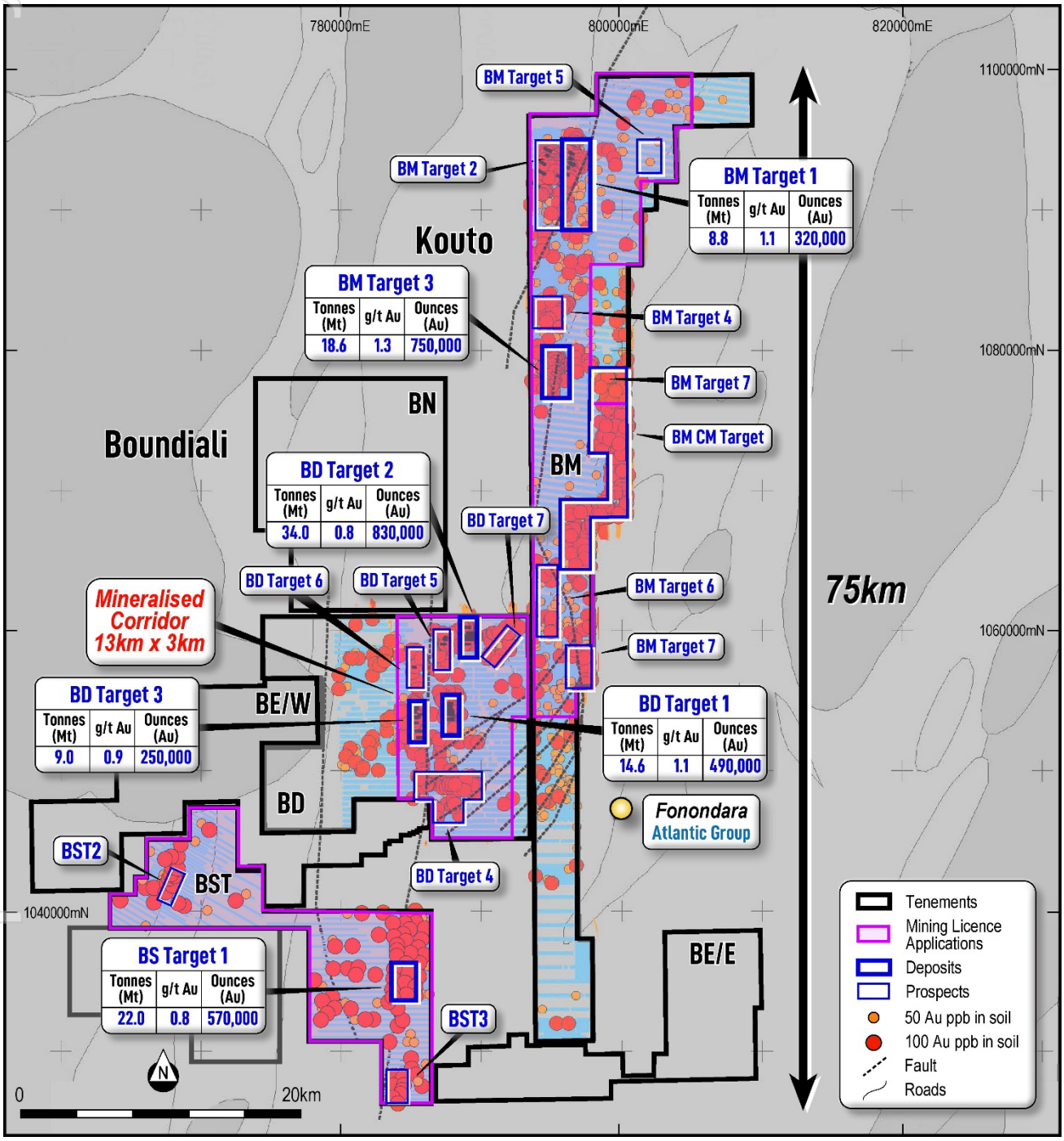

Figure 3: Aurum's Boundiali Gold Project

For personal use only

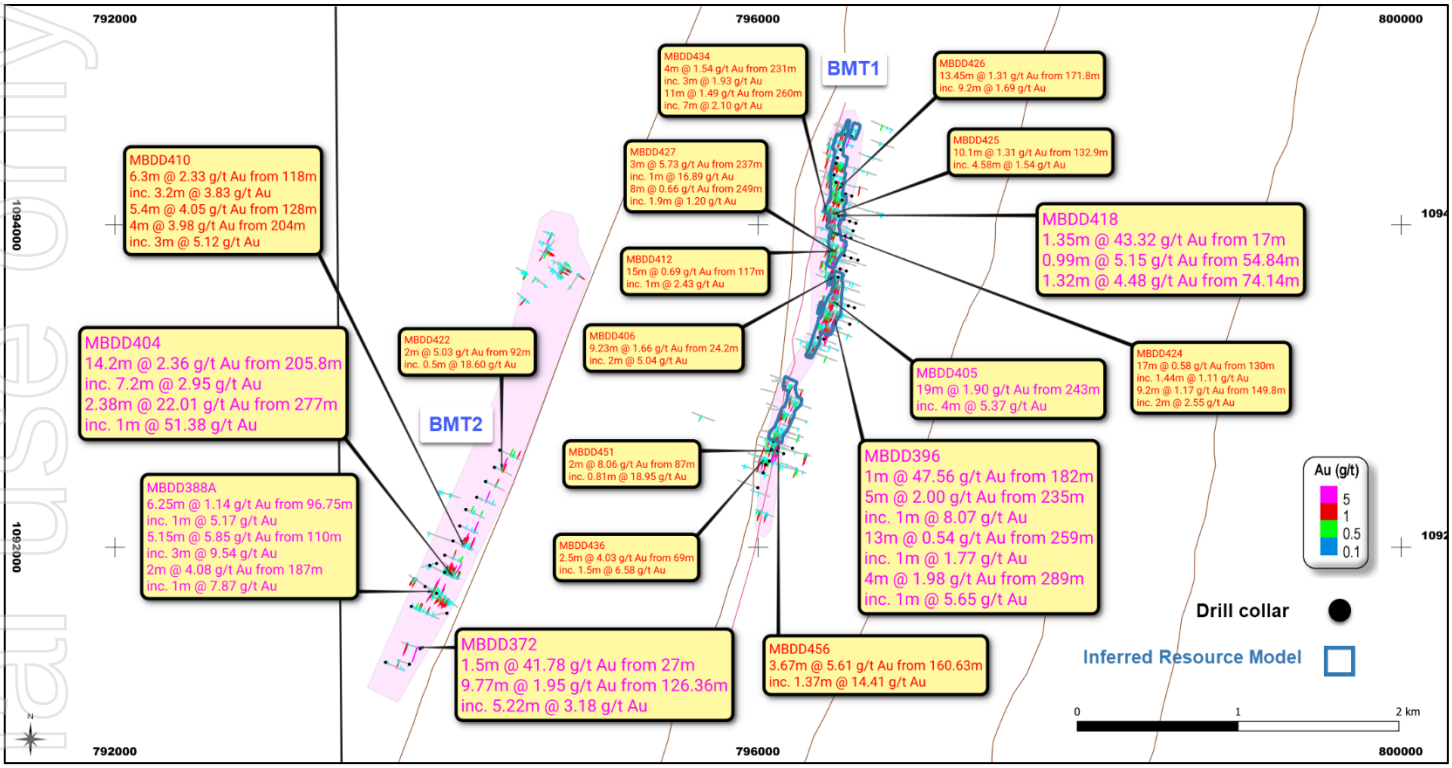

Figure 4: Plan view showing new drill results (yellow) for the BMT1 deposit and BMT2 prospect[10]

[10] Only showing selected new intercepts, full list of new intercepts included in assay results table

For personal use only

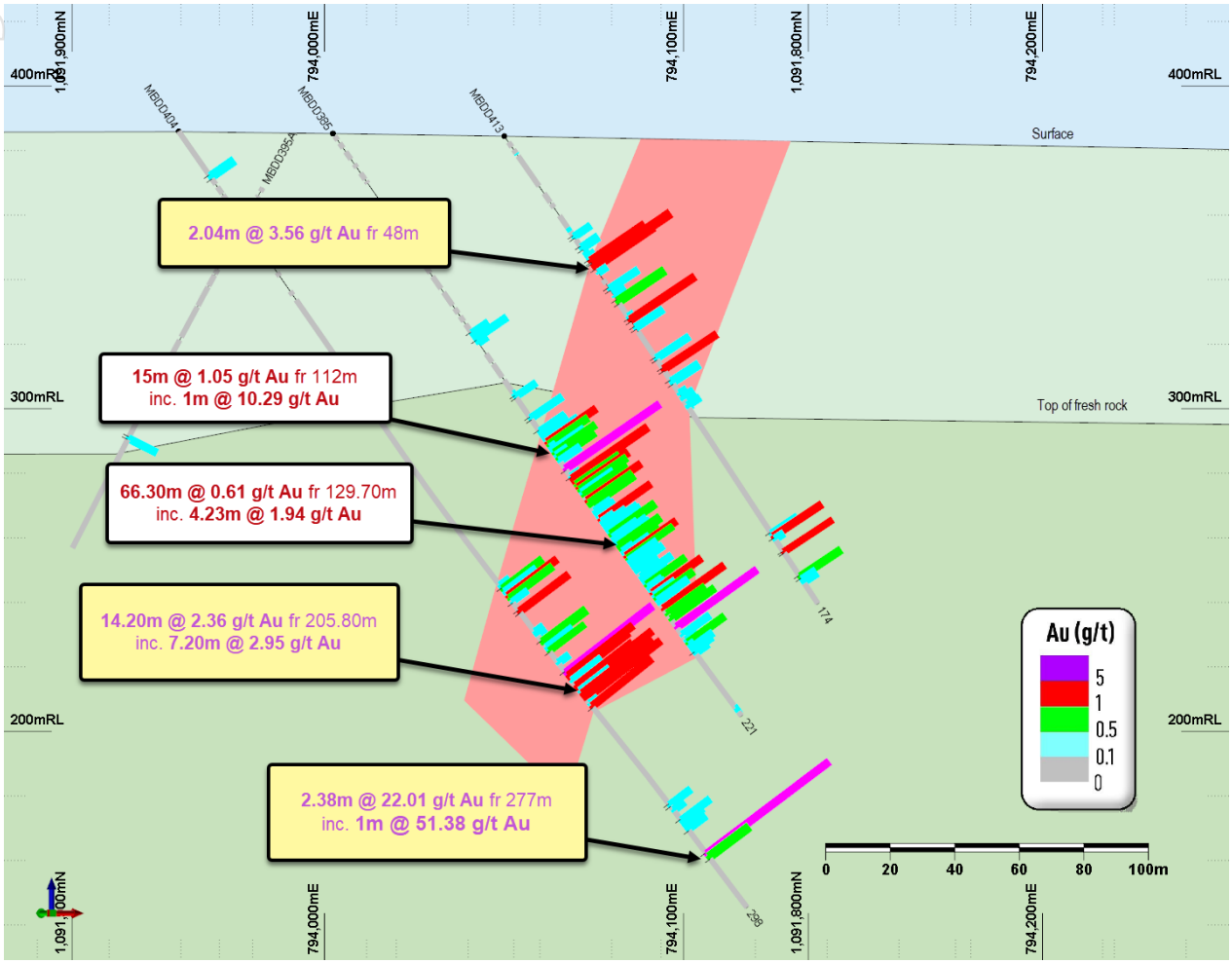

Figure 5: Oblique Cross Section looking northeast (+/-25m) showing new drill results (yellow) for BMT2 prospect[11]

[11] Only showing intercepts greater than 5 gold gram metres, full list of new intercepts included in assay results table

For personal use only

Table 1: Drill collar information for new holes drilled at Boundiali (BM)

Hole ID	UTM East Zone 29N	UTM North Zone 29N	Elevation (m)	Depth (m)	Azi deg	Dip deg	Deposit	Type
MBDD393A	796,513	1,093,729	375	209.15	290	-55	BMT1	DD
MBDD396	796,572	1,093,387	362	301.30	290	-55		
MBDD399	796,563	1,093,501	365	262.10	290	-55		
MBDD405	796,600	1,093,486	365	314.20	290	-55		
MBDD406	796,498	1,093,678	369	200.30	290	-55		
MBDD407	796,461	1,093,957	367	167.60	290	-55		
MBDD409	796,549	1,093,715	375	236.85	290	-55		
MBDD412	796,539	1,093,813	373	251.20	290	-55		
MBDD415	796,495	1,093,944	369	216.40	290	-55		
MBDD418	796,503	1,094,056	368	165.50	290	-55		
MBDD419	796,543	1,094,192	363	216.60	290	-55		
MBDD420	796,579	1,093,796	374	278.80	290	-55		
MBDD424	796,540	1,093,930	376	237.80	290	-55		
MBDD425	796,534	1,094,039	374	252.90	290	-55		
MBDD426	796,582	1,094,180	369	241.60	290	-55		
MBDD427	796,620	1,093,782	381	333.60	290	-55		
MBDD428	796,577	1,093,918	380	276.80	290	-55		
MBDD430	796,001	1,092,369	378	258.35	290	-60		
MBDD431	796,034	1,092,463	378	275.45	290	-60		
MBDD432	796,486	1,094,267	369	152.00	290	-55		
MBDD433	796,522	1,094,257	366	203.70	290	-55		
MBDD434	796,571	1,094,025	366	281.45	290	-55		
MBDD435	796,051	1,092,512	376	152.65	290	-60		
MBDD436	796,073	1,092,535	375	177.40	290	-60		
MBDD437	796,083	1,092,606	372	151.10	290	-55		
MBDD438	796,098	1,092,655	371	154.90	290	-55		
MBDD440	796,496	1,094,418	363	155.60	290	-55		
MBDD441	796,514	1,094,468	364	144.30	290	-55		
MBDD443	796,120	1,092,596	372	175.70	290	-55		
MBDD448	796,609	1,094,011	378	346.30	290	-55		
MBDD449	796,486	1,094,386	363	103.00	290	-55		
MBDD451	796,158	1,092,582	372	203.70	290	-55		
MBDD452	796,377	1,093,300	363	127.00	290	-55		
MBDD453	796,545	1,094,563	365	104.80	290	-55		
MBDD454	796,471	1,094,311	364	103.90	290	-55		
MBDD455	796,592	1,093,966	380	153.50	290	-55		
MBDD456	796,213	1,092,616	370	251.30	290	-55		
MBDD457	796,271	1,092,910	369	167.70	290	-55		
MBDD458	796,584	1,094,551	365	151.40	290	-55		
MBDD459	796,408	1,093,290	363	150.50	290	-55		
MBDD460	796,523	1,094,157	364	152.25	290	-60		
41 holes				**8,460.65m**				
MBDD369A	794,534	1,091,312	370	179.60	290	-50	BMT2	
MBDD372	793,898	1,091,371	365	178.65	290	-50		
MBDD377	793,999	1,091,713	377	126.40	305	-55		
MBDD381	793,831	1,091,273	362	126.05	290	-55		
MBDD387A	793,682	1,091,284	360	214.00	115	-55		
MBDD388A	793,931	1,091,755	378	216.60	125	-55		
MBDD395A	794,002	1,091,898	381	154.60	260	-55		
MBDD398	794,065	1,091,592	373	150.65	260	-55		

Hole ID	UTM East Zone 29N	UTM North Zone 29N	Elevation (m)	Depth (m)	Azi deg	Dip deg	Deposit	Type
MBDD400A	794,053	1,091,951	380	190.00	115	-55		
MBDD403	793,844	1,091,631	370	294.00	115	-55		
MBDD404	793,959	1,091,885	386	298.30	115	-55		
MBDD410	794,103	1,092,038	374	226.90	115	-55		
MBDD413	794,052	1,091,845	384	174.50	115	-55		
MBDD414	794,145	1,092,133	372	200.30	115	-55		
MBDD416	794,181	1,092,234	370	205.50	115	-55		
MBDD417	794,251	1,092,310	368	217.55	115	-55		
MBDD421	794,304	1,092,409	366	214.70	115	-55		
MBDD422	794,359	1,092,498	363	201.30	115	-55		
MBDD423	794,393	1,092,603	368	221.30	115	-55		
19 holes				**3,790.90m**				
60 holes				**12,251.55m**			**Total**	

For personal use only

Table 2: Significant assay results for new holes drilled at Boundiali (BM)[12]

Deposit	Hole ID	From	To	Interval	Au (ppm)	Sig Int > 0.2 g/t Au	m*g/t Au (gpm)	Sig Int >1 g/t Au
BMT2	MBDD369A	0.00	1.00	1.00	0.164			
BMT2	MBDD369A	18.00	19.50	1.50	0.284	1.50 m @ 0.28 g/t Au	0.4	
BMT2	MBDD369A	22.50	23.35	0.85	**4.124**	**0.85 m @ 4.12 g/t Au**	**3.5**	**0.85 m @ 4.12 g/t Au**
BMT2	MBDD369A	24.00	25.00	1.00	0.184			
BMT2	MBDD369A	25.00	26.30	1.30	0.202	1.30 m @ 0.20 g/t Au	0.3	
BMT2	MBDD369A	92.00	93.00	1.00	0.117			
BMT2	MBDD369A	135.00	136.00	1.00	0.303	2.90 m @ 0.41 g/t Au	1.2	
BMT2	MBDD369A	136.00	137.00	1.00	0.669			
BMT2	MBDD369A	137.00	137.90	0.90	0.225			
BMT2	MBDD369A	144.00	145.00	1.00	0.112			
BMT2	MBDD369A	150.00	151.00	1.00	0.675	2.90 m @ 0.44 g/t Au	1.3	
BMT2	MBDD369A	151.00	152.00	1.00	0.056			
BMT2	MBDD369A	152.00	152.90	0.90	0.607			
BMT2	MBDD369A	161.00	162.00	1.00	0.103			
BMT2	MBDD372	0.00	0.80	0.80	0.152			
BMT2	MBDD372	1.98	3.00	1.02	0.170			
BMT2	MBDD372	27.00	28.50	1.50	**41.776**	**1.50 m @ 41.78 g/t Au**	**62.7**	**1.50 m @ 41.78 g/t Au**
BMT2	MBDD372	61.50	63.00	1.50	0.104			
BMT2	MBDD372	122.00	123.00	1.00	0.115			
BMT2	MBDD372	123.00	124.00	1.00	0.636	1.00 m @ 0.64 g/t Au	0.6	
BMT2	MBDD372	124.00	125.00	1.00	0.174			
BMT2	MBDD372	125.00	126.36	1.36	0.198			
BMT2	MBDD372	126.36	127.00	0.64	0.348	**9.77 m @ 1.95 g/t Au**	**19.1**	
BMT2	MBDD372	127.00	128.40	1.40	0.195			
BMT2	MBDD372	128.40	129.00	0.60	**2.822**			**5.22 m @ 3.18 g/t Au**
BMT2	MBDD372	129.00	130.00	1.00	**1.110**			
BMT2	MBDD372	130.00	131.00	1.00	**5.466**			
BMT2	MBDD372	131.00	132.00	1.00	0.868			
BMT2	MBDD372	132.00	133.06	1.06	**1.640**			
BMT2	MBDD372	133.06	133.62	0.56	**10.208**			
BMT2	MBDD372	133.62	134.50	0.88	0.053			
BMT2	MBDD372	134.50	135.00	0.50	0.099			
BMT2	MBDD372	135.00	136.13	1.13	**1.664**			**1.13 m @ 1.66 g/t Au**
BMT2	MBDD377	2.10	3.00	0.90	0.790	1.80 m @ 0.88 g/t Au	1.6	
BMT2	MBDD377	3.00	3.90	0.90	0.970			
BMT2	MBDD377	4.50	6.00	1.50	0.540	3.00 m @ 0.41 g/t Au	1.2	
BMT2	MBDD377	6.00	7.50	1.50	0.290			
BMT2	MBDD377	7.50	8.00	0.50	0.130			
BMT2	MBDD377	11.10	12.00	0.90	0.100			
BMT2	MBDD377	12.00	13.50	1.50	0.200	3.00 m @ 0.26 g/t Au	0.8	
BMT2	MBDD377	13.50	15.00	1.50	0.310			
BMT2	MBDD377	15.00	16.06	1.06	0.170			
BMT2	MBDD377	17.28	18.00	0.72	0.970	0.72 m @ 0.97 g/t Au	0.7	
BMT2	MBDD377	21.00	22.50	1.50	0.340	1.50 m @ 0.34 g/t Au	0.5	
BMT2	MBDD377	22.50	23.56	1.06	0.180			
BMT2	MBDD377	25.10	25.80	0.70	0.100			
BMT2	MBDD377	27.85	29.10	1.25	**1.080**	1.25 m @ 1.08 g/t Au	1.4	**1.25 m @ 1.08 g/t Au**
BMT2	MBDD377	31.00	32.00	1.00	**3.350**	**1.00 m @ 3.35 g/t Au**	**3.4**	**1.00 m @ 3.35 g/t Au**
BMT2	MBDD377	47.50	48.69	1.19	0.160			
BMT2	MBDD377	73.00	74.00	1.00	0.330	2.00 m @ 0.38 g/t Au	0.8	
BMT2	MBDD377	74.00	75.00	1.00	0.430			
BMT2	MBDD381	3.00	4.08	1.08	0.230	1.08 m @ 0.23 g/t Au	0.2	

[12] 0.2 g/t Au cut off used with up to 3m consecutive internal dilution and no top cut applied

Deposit	Hole ID	From	To	Interval	Au (ppm)	Sig Int > 0.2 g/t Au	m*g/t Au (gpm)	Sig Int >1 g/t Au
BMT2	MBDD381	4.50	6.00	1.50	0.148			
BMT2	MBDD381	113.00	113.90	0.90	0.374	**2.00 m @ 1.26 g/t Au**	**2.5**	
BMT2	MBDD381	113.90	115.00	1.10	**1.992**			**1.10 m @ 1.99 g/t Au**
BMT2	MBDD381	116.00	117.00	1.00	0.176			
BMT2	MBDD381	117.00	118.00	1.00	0.166			
BMT2	MBDD387A	0.00	1.00	1.00	0.110			
BMT2	MBDD387A	3.00	4.00	1.00	0.100			
BMT2	MBDD387A	9.00	9.75	0.75	0.140			
BMT2	MBDD387A	30.80	31.50	0.70	0.150			
BMT2	MBDD387A	178.00	179.00	1.00	0.180			
BMT2	MBDD387A	209.00	210.00	1.00	0.140			
BMT2	MBDD388A	88.20	89.00	0.80	0.196			
BMT2	MBDD388A	94.00	95.00	1.00	0.124			
BMT2	MBDD388A	96.75	98.00	1.25	0.632			
BMT2	MBDD388A	98.00	99.00	1.00	**5.174**			**1.00 m @ 5.17 g/t Au**
BMT2	MBDD388A	99.00	100.00	1.00	0.008	**6.25 m @ 1.14 g/t Au**	**7.1**	
BMT2	MBDD388A	100.00	101.00	1.00	0.031			
BMT2	MBDD388A	101.00	102.00	1.00	0.260			
BMT2	MBDD388A	102.00	103.00	1.00	0.844			
BMT2	MBDD388A	110.00	111.00	1.00	**6.868**			
BMT2	MBDD388A	111.00	111.95	0.95	**21.310**			**3.00 m @ 9.54 g/t Au**
BMT2	MBDD388A	111.95	113.00	1.05	**1.436**	**5.15 m @ 5.85 g/t Au**	**30.1**	
BMT2	MBDD388A	113.00	114.00	1.00	0.576			
BMT2	MBDD388A	114.00	115.15	1.15	0.795			
BMT2	MBDD388A	139.00	140.00	1.00	0.540	1.00 m @ 0.54 g/t Au	0.5	
BMT2	MBDD388A	143.00	144.00	1.00	0.351	1.00 m @ 0.35 g/t Au	0.4	
BMT2	MBDD388A	151.00	152.00	1.00	0.244	1.00 m @ 0.24 g/t Au	0.2	
BMT2	MBDD388A	163.00	164.00	1.00	0.148			
BMT2	MBDD388A	164.00	165.00	1.00	0.366	1.00 m @ 0.37 g/t Au	0.4	
BMT2	MBDD388A	187.00	188.00	1.00	0.293	**2.00 m @ 4.08 g/t Au**	**8.2**	
BMT2	MBDD388A	188.00	189.00	1.00	**7.869**			**1.00 m @ 7.87 g/t Au**
BMT2	MBDD388A	194.00	195.00	1.00	0.118			
BMT2	MBDD388A	195.00	196.00	1.00	0.103			
BMT2	MBDD388A	196.00	197.00	1.00	**1.082**			**1.00 m @ 1.08 g/t Au**
BMT2	MBDD388A	197.00	198.00	1.00	0.164			
BMT2	MBDD388A	198.00	199.00	1.00	0.045	**5.90 m @ 0.44 g/t Au**	**2.6**	
BMT2	MBDD388A	199.00	200.00	1.00	0.793			
BMT2	MBDD388A	200.00	201.00	1.00	0.253			
BMT2	MBDD388A	201.00	201.90	0.90	0.270			
BMT1	MBDD393A	66.00	67.00	1.00	0.130			
BMT1	MBDD393A	69.00	70.00	1.00	0.230			
BMT1	MBDD393A	70.00	71.00	1.00	0.530	3.00 m @ 0.39 g/t Au	1.2	
BMT1	MBDD393A	71.00	72.00	1.00	0.410			
BMT1	MBDD393A	72.00	72.92	0.92	0.170			
BMT1	MBDD393A	73.50	75.00	1.50	0.460	**3.00 m @ 0.91 g/t Au**	**2.7**	
BMT1	MBDD393A	75.00	76.50	1.50	**1.360**			**1.50 m @ 1.36 g/t Au**
BMT1	MBDD393A	76.50	77.50	1.00	0.110			
BMT1	MBDD393A	80.23	81.00	0.77	0.300	0.77 m @ 0.30 g/t Au	0.2	
BMT1	MBDD393A	81.00	82.00	1.00	0.110			
BMT1	MBDD393A	138.00	139.00	1.00	0.440			
BMT1	MBDD393A	139.00	140.50	1.50	0.020			
BMT1	MBDD393A	140.50	141.00	0.50	0.330			
BMT1	MBDD393A	141.00	142.00	1.00	**1.040**			**1.00 m @ 1.04 g/t Au**
BMT1	MBDD393A	142.00	143.00	1.00	0.430	**9.00 m @ 0.47 g/t Au**	**4.2**	
BMT1	MBDD393A	143.00	144.00	1.00	0.560			
BMT1	MBDD393A	144.00	145.00	1.00	0.680			
BMT1	MBDD393A	145.00	146.00	1.00	0.410			
BMT1	MBDD393A	146.00	147.00	1.00	0.430			

Deposit	Hole ID	From	To	Interval	Au (ppm)	Sig Int > 0.2 g/t Au	m*g/t Au (gpm)	Sig Int >1 g/t Au
BMT1	MBDD393A	154.00	155.00	1.00	0.610	1.00 m @ 0.61 g/t Au	0.6	
BMT1	MBDD393A	179.00	180.00	1.00	0.110			
BMT1	MBDD393A	189.00	190.00	1.00	0.630	1.00 m @ 0.63 g/t Au	0.6	
BMT1	MBDD393A	190.00	191.00	1.00	0.190			
BMT1	MBDD393A	204.00	205.00	1.00	**1.240**	1.00 m @ 1.24 g/t Au	1.2	**1.00 m @ 1.24 g/t Au**
BMT2	MBDD395A	84.00	84.55	0.55	0.321	0.55 m @ 0.32 g/t Au	0.2	
BMT2	MBDD395A	86.60	88.00	1.40	0.290	1.40 m @ 0.29 g/t Au	0.4	
BMT2	MBDD395A	109.00	110.00	1.00	0.342	1.00 m @ 0.34 g/t Au	0.3	
BMT1	MBDD396	148.00	149.00	1.00	0.121			
BMT1	MBDD396	182.00	183.00	1.00	**47.565**	**1.00 m @ 47.56 g/t Au**	**47.6**	**1.00 m @ 47.56 g/t Au**
BMT1	MBDD396	209.00	210.00	1.00	0.108			
BMT1	MBDD396	234.00	235.00	1.00	0.161			
BMT1	MBDD396	235.00	236.00	1.00	**8.069**			**1.00 m @ 8.07 g/t Au**
BMT1	MBDD396	236.00	237.00	1.00	0.893			
BMT1	MBDD396	237.00	238.00	1.00	0.298	**5.00 m @ 2.00 g/t Au**	**10.0**	
BMT1	MBDD396	238.00	239.00	1.00	0.166			
BMT1	MBDD396	239.00	240.00	1.00	0.575			
BMT1	MBDD396	243.00	244.00	1.00	0.156			
BMT1	MBDD396	247.00	248.00	1.00	0.219			
BMT1	MBDD396	248.00	249.00	1.00	0.127			
BMT1	MBDD396	249.00	250.00	1.00	0.605			
BMT1	MBDD396	250.00	251.00	1.00	0.113			
BMT1	MBDD396	251.00	252.00	1.00	0.656	**9.00 m @ 0.47 g/t Au**	**4.2**	
BMT1	MBDD396	252.00	253.00	1.00	0.983			
BMT1	MBDD396	253.00	254.00	1.00	**1.092**			**1.00 m @ 1.09 g/t Au**
BMT1	MBDD396	254.00	255.00	1.00	0.140			
BMT1	MBDD396	255.00	256.00	1.00	0.303			
BMT1	MBDD396	259.00	260.00	1.00	**1.775**			**1.00 m @ 1.77 g/t Au**
BMT1	MBDD396	260.00	261.00	1.00	0.037			
BMT1	MBDD396	261.00	262.00	1.00	0.044			
BMT1	MBDD396	262.00	263.00	1.00	0.630			
BMT1	MBDD396	263.00	264.00	1.00	0.735			
BMT1	MBDD396	264.00	265.00	1.00	0.534			
BMT1	MBDD396	265.00	266.00	1.00	0.100	**13.00 m @ 0.54 g/t Au**	**7.0**	
BMT1	MBDD396	266.00	267.00	1.00	0.109			
BMT1	MBDD396	267.00	268.00	1.00	0.735			
BMT1	MBDD396	268.00	269.00	1.00	0.571			
BMT1	MBDD396	269.00	270.00	1.00	**1.037**			**1.00 m @ 1.04 g/t Au**
BMT1	MBDD396	270.00	271.00	1.00	0.241			
BMT1	MBDD396	271.00	272.00	1.00	0.498			
BMT1	MBDD396	274.00	275.00	1.00	0.101			
BMT1	MBDD396	275.00	276.00	1.00	**2.215**			
BMT1	MBDD396	276.00	277.00	1.00	0.157	**3.00 m @ 1.19 g/t Au**	**3.6**	**3.00 m @ 1.19 g/t Au**
BMT1	MBDD396	277.00	278.00	1.00	**1.197**			
BMT1	MBDD396	278.00	279.00	1.00	0.138			
BMT1	MBDD396	285.00	286.00	1.00	0.272	1.00 m @ 0.27 g/t Au	0.3	
BMT1	MBDD396	289.00	290.00	1.00	**5.653**			**1.00 m @ 5.65 g/t Au**
BMT1	MBDD396	290.00	291.05	1.05	0.872	**4.00 m @ 1.98 g/t Au**	**7.9**	
BMT1	MBDD396	291.05	291.55	0.50	0.639			
BMT1	MBDD396	291.55	293.00	1.45	0.720			
BMT1	MBDD396	294.00	295.00	1.00	0.198			
BMT2	MBDD398	0	150.65			NSI		
BMT1	MBDD399	114.00	115.40	1.40	0.790	1.40 m @ 0.79 g/t Au	1.1	
BMT1	MBDD399	158.00	159.00	1.00	0.217			
BMT1	MBDD399	159.00	160.00	1.00	0.372			
BMT1	MBDD399	160.00	161.00	1.00	0.057	**6.00 m @ 1.23 g/t Au**	**7.4**	
BMT1	MBDD399	161.00	162.00	1.00	**1.214**			**2.00 m @ 3.15 g/t Au**
BMT1	MBDD399	162.00	163.00	1.00	**5.092**			

Deposit	Hole ID	From	To	Interval	Au (ppm)	Sig Int > 0.2 g/t Au	m*g/t Au (gpm)	Sig Int >1 g/t Au
BMT1	MBDD399	163.00	164.00	1.00	0.399			
BMT1	MBDD399	165.00	166.00	1.00	0.155			
BMT1	MBDD399	167.00	168.00	1.00	0.132			
BMT1	MBDD399	168.00	169.00	1.00	**4.644**	**2.00 m @ 2.46 g/t Au**	**4.9**	**1.00 m @ 4.64 g/t Au**
BMT1	MBDD399	169.00	170.00	1.00	0.274			
BMT2	MBDD400A	97.00	98.00	1.00	**2.230**	**3.00 m @ 1.11 g/t Au**	**3.3**	**1.00 m @ 2.23 g/t Au**
BMT2	MBDD400A	98.00	99.00	1.00	0.800			
BMT2	MBDD400A	99.00	100.00	1.00	0.290			
BMT2	MBDD400A	101.00	102.00	1.00	0.180			
BMT2	MBDD400A	104.00	105.00	1.00	0.110			
BMT2	MBDD400A	165.00	166.00	1.00	0.200	1.00 m @ 0.20 g/t Au	0.2	
BMT2	MBDD400A	185.00	186.00	1.00	0.670	1.00 m @ 0.67 g/t Au	0.7	
BMT2	MBDD403	2.50	3.50	1.00	0.140			
BMT2	MBDD403	4.50	5.43	0.93	0.240	0.93 m @ 0.24 g/t Au	0.2	
BMT2	MBDD403	34.50	36.00	1.50	0.120			
BMT2	MBDD403	55.00	56.00	1.00	0.760	1.00 m @ 0.76 g/t Au	0.8	
BMT2	MBDD403	62.00	63.00	1.00	0.310	1.00 m @ 0.31 g/t Au	0.3	
BMT2	MBDD403	73.00	74.00	1.00	0.110			
BMT2	MBDD403	87.00	88.10	1.10	0.260	4.10 m @ 0.61 g/t Au	2.5	
BMT2	MBDD403	88.10	89.10	1.00	**1.130**			**1.00 m @ 1.13 g/t Au**
BMT2	MBDD403	89.10	90.00	0.90	0.230			
BMT2	MBDD403	90.00	91.10	1.10	0.780			
BMT2	MBDD403	93.00	94.00	1.00	0.140			
BMT2	MBDD403	100.15	101.00	0.85	0.400	0.85 m @ 0.40 g/t Au	0.3	
BMT2	MBDD403	103.80	104.75	0.95	0.190			
BMT2	MBDD403	104.75	106.00	1.25	**1.050**	4.25 m @ 0.56 g/t Au	2.4	**1.25 m @ 1.05 g/t Au**
BMT2	MBDD403	106.00	107.00	1.00	0.850			
BMT2	MBDD403	107.00	108.00	1.00	0.010			
BMT2	MBDD403	108.00	109.00	1.00	0.200			
BMT2	MBDD403	141.00	142.00	1.00	0.330	1.00 m @ 0.33 g/t Au	0.3	
BMT2	MBDD403	174.00	175.00	1.00	0.200	1.00 m @ 0.20 g/t Au	0.2	
BMT2	MBDD403	183.42	184.30	0.88	0.150			
BMT2	MBDD403	184.30	185.00	0.70	0.730	1.40 m @ 0.90 g/t Au	1.3	
BMT2	MBDD403	185.00	185.70	0.70	**1.060**			**0.70 m @ 1.06 g/t Au**
BMT2	MBDD403	198.89	200.00	1.11	0.160			
BMT2	MBDD403	207.00	208.50	1.50	0.100			
BMT2	MBDD403	240.00	241.00	1.00	0.430	1.00 m @ 0.43 g/t Au	0.4	
BMT2	MBDD403	241.00	242.00	1.00	0.120			
BMT2	MBDD404	16.50	18.00	1.50	0.300	1.50 m @ 0.30 g/t Au	0.5	
BMT2	MBDD404	172.00	173.32	1.32	0.150			
BMT2	MBDD404	173.32	174.46	1.14	0.710	**5.82 m @ 0.59 g/t Au**	**3.4**	
BMT2	MBDD404	174.46	174.98	0.52	0.460			
BMT2	MBDD404	174.98	176.00	1.02	0.250			
BMT2	MBDD404	176.00	177.00	1.00	**1.150**			**1.00 m @ 1.15 g/t Au**
BMT2	MBDD404	177.00	178.00	1.00	0.830			
BMT2	MBDD404	178.00	178.50	0.50	0.020			
BMT2	MBDD404	178.50	179.14	0.64	0.200			
BMT2	MBDD404	182.00	183.00	1.00	**1.160**	1.00 m @ 1.16 g/t Au	1.2	**1.00 m @ 1.16 g/t Au**
BMT2	MBDD404	190.00	191.00	1.00	0.140			
BMT2	MBDD404	191.00	192.00	1.00	0.140			
BMT2	MBDD404	193.80	195.30	1.50	0.860	4.40 m @ 0.50 g/t Au	2.2	
BMT2	MBDD404	195.30	196.00	0.70	0.010			
BMT2	MBDD404	196.00	197.50	1.50	0.350			
BMT2	MBDD404	197.50	198.20	0.70	0.570			
BMT2	MBDD404	202.00	203.00	1.00	0.160			
BMT2	MBDD404	205.80	207.00	1.20	**8.300**	**14.20 m @ 2.36 g/t Au**	**33.5**	**7.20 m @ 2.95 g/t Au**
BMT2	MBDD404	207.00	208.00	1.00	**2.690**			
BMT2	MBDD404	208.00	209.00	1.00	**1.950**			

Deposit	Hole ID	From	To	Interval	Au (ppm)	Sig Int > 0.2 g/t Au	m*g/t Au (gpm)	Sig Int >1 g/t Au
BMT2	MBDD404	209.00	210.00	1.00	0.420			
BMT2	MBDD404	210.00	211.00	1.00	0.070			
BMT2	MBDD404	211.00	212.00	1.00	**1.730**			
BMT2	MBDD404	212.00	213.00	1.00	**4.390**			
BMT2	MBDD404	213.00	214.00	1.00	0.430			
BMT2	MBDD404	214.00	215.00	1.00	**3.580**			
BMT2	MBDD404	215.00	216.00	1.00	**1.460**			
BMT2	MBDD404	216.00	217.00	1.00	**4.510**			**6.00 m @ 1.98 g/t Au**
BMT2	MBDD404	217.00	218.00	1.00	0.060			
BMT2	MBDD404	218.00	219.00	1.00	0.140			
BMT2	MBDD404	219.00	220.00	1.00	**2.130**			
BMT2	MBDD404	258.00	259.00	1.00	0.270	1.00 m @ 0.27 g/t Au	0.3	
BMT2	MBDD404	260.00	261.00	1.00	0.160			
BMT2	MBDD404	264.00	265.00	1.00	0.400			
BMT2	MBDD404	265.00	266.00	1.00	0.250	4.40 m @ 0.25 g/t Au	1.1	
BMT2	MBDD404	266.00	267.00	1.00	0.140			
BMT2	MBDD404	267.00	268.40	1.40	0.230			
BMT2	MBDD404	277.00	278.00	1.00	**51.380**	**2.38 m @ 22.01 g/t Au**	**52.4**	**1.00 m @ 51.38 g/t Au**
BMT2	MBDD404	278.00	279.38	1.38	0.730			
BMT1	MBDD405	105.00	106.00	1.00	0.220	1.00 m @ 0.22 g/t Au	0.2	
BMT1	MBDD405	215.00	216.00	1.00	0.190			
BMT1	MBDD405	218.00	219.00	1.00	0.410			
BMT1	MBDD405	219.00	220.00	1.00	0.080			
BMT1	MBDD405	220.00	221.00	1.00	0.380	5.00 m @ 0.26 g/t Au	1.3	
BMT1	MBDD405	221.00	222.00	1.00	0.100			
BMT1	MBDD405	222.00	223.00	1.00	0.330			
BMT1	MBDD405	223.00	224.00	1.00	0.190			
BMT1	MBDD405	226.00	227.00	1.00	0.340			
BMT1	MBDD405	227.00	228.00	1.00	0.320			
BMT1	MBDD405	228.00	229.00	1.00	0.190			
BMT1	MBDD405	229.00	230.00	1.00	0.300			
BMT1	MBDD405	230.00	231.00	1.00	0.110			
BMT1	MBDD405	231.00	232.00	1.00	0.080			
BMT1	MBDD405	232.00	233.00	1.00	0.240	**13.00 m @ 0.40 g/t Au**	**5.2**	
BMT1	MBDD405	233.00	234.00	1.00	0.160			
BMT1	MBDD405	234.00	235.00	1.00	0.100			
BMT1	MBDD405	235.00	235.90	0.90	0.520			
BMT1	MBDD405	235.90	237.00	1.10	0.130			
BMT1	MBDD405	237.00	238.00	1.00	**2.090**			**1.00 m @ 2.09 g/t Au**
BMT1	MBDD405	238.00	239.00	1.00	0.700			
BMT1	MBDD405	240.00	241.00	1.00	0.140			
BMT1	MBDD405	241.00	242.00	1.00	0.140			
BMT1	MBDD405	242.00	243.00	1.00	0.130			
BMT1	MBDD405	243.00	244.00	1.00	**1.020**			**1.00 m @ 1.02 g/t Au**
BMT1	MBDD405	244.00	245.00	1.00	0.100			
BMT1	MBDD405	245.00	246.00	1.00	0.140			
BMT1	MBDD405	246.00	246.60	0.60	**28.090**			
BMT1	MBDD405	246.60	247.50	0.90	**1.800**			
BMT1	MBDD405	247.50	248.00	0.50	**1.480**			**4.00 m @ 5.37 g/t Au**
BMT1	MBDD405	248.00	249.00	1.00	0.640			
BMT1	MBDD405	249.00	250.00	1.00	**1.620**	**19.00 m @ 1.90 g/t Au**	**36.0**	
BMT1	MBDD405	250.00	251.00	1.00	0.800			
BMT1	MBDD405	251.00	252.00	1.00	0.380			
BMT1	MBDD405	252.00	253.00	1.00	0.460			
BMT1	MBDD405	253.00	254.00	1.00	**4.500**			
BMT1	MBDD405	254.00	255.00	1.00	**4.230**			**3.00 m @ 3.26 g/t Au**
BMT1	MBDD405	255.00	256.00	1.00	**1.050**			
BMT1	MBDD405	256.00	257.00	1.00	0.320			

Deposit	Hole ID	From	To	Interval	Au (ppm)	Sig Int > 0.2 g/t Au	m*g/t Au (gpm)	Sig Int >1 g/t Au
BMT1	MBDD405	257.00	258.00	1.00	0.050			
BMT1	MBDD405	258.00	259.00	1.00	0.210			
BMT1	MBDD405	259.00	260.00	1.00	0.820			
BMT1	MBDD405	260.00	261.00	1.00	0.250			
BMT1	MBDD405	261.00	262.00	1.00	0.210			
BMT1	MBDD405	262.00	263.15	1.15	0.170			
BMT1	MBDD405	279.00	280.00	1.00	0.180			
BMT1	MBDD405	280.00	281.00	1.00	0.950	**2.00 m @ 1.31 g/t Au**	**2.6**	
BMT1	MBDD405	281.00	282.00	1.00	**1.680**			**1.00 m @ 1.68 g/t Au**
BMT1	MBDD405	295.00	296.00	1.00	0.180			
BMT1	MBDD406	23.00	24.20	1.20	0.170			
BMT1	MBDD406	24.20	25.00	0.80	**1.620**	**9.23 m @ 1.66 g/t Au**	**15.3**	**0.80 m @ 1.62 g/t Au**
BMT1	MBDD406	25.00	26.00	1.00	0.370			
BMT1	MBDD406	26.00	27.00	1.00	0.690			
BMT1	MBDD406	27.00	28.00	1.00	0.410			
BMT1	MBDD406	28.00	29.00	1.00	0.500			
BMT1	MBDD406	29.00	30.00	1.00	**6.730**			**2.00 m @ 5.04 g/t Au**
BMT1	MBDD406	30.00	31.00	1.00	**3.340**			
BMT1	MBDD406	31.00	32.00	1.00	0.840			
BMT1	MBDD406	32.00	33.43	1.43	0.820			
BMT1	MBDD406	35.10	36.00	0.90	0.320	1.63 m @ 0.28 g/t Au	0.5	
BMT1	MBDD406	36.00	36.73	0.73	0.240			
BMT1	MBDD406	37.50	39.00	1.50	0.120			
BMT1	MBDD406	93.00	94.00	1.00	0.920	4.50 m @ 0.32 g/t Au	1.4	
BMT1	MBDD406	94.00	95.00	1.00	0.020			
BMT1	MBDD406	95.00	96.00	1.00	0.010			
BMT1	MBDD406	96.00	97.50	1.50	0.320			
BMT1	MBDD406	97.50	98.06	0.56	0.100			
BMT1	MBDD406	101.00	102.00	1.00	0.750	7.00 m @ 0.30 g/t Au	2.1	
BMT1	MBDD406	102.00	103.00	1.00	0.290			
BMT1	MBDD406	103.00	104.00	1.00	0.080			
BMT1	MBDD406	104.00	105.00	1.00	0.360			
BMT1	MBDD406	105.00	106.00	1.00	0.170			
BMT1	MBDD406	106.00	107.00	1.00	0.200			
BMT1	MBDD406	107.00	108.00	1.00	0.280			
BMT1	MBDD406	108.00	109.00	1.00	0.130			
BMT1	MBDD406	130.00	130.80	0.80	0.130			
BMT1	MBDD406	130.80	132.00	1.20	0.540	3.20 m @ 0.37 g/t Au	1.2	
BMT1	MBDD406	132.00	133.00	1.00	0.010			
BMT1	MBDD406	133.00	134.00	1.00	0.530			
BMT1	MBDD406	181.00	182.00	1.00	0.170			
BMT1	MBDD407	0.00	0.57	0.57	0.880	0.57 m @ 0.88 g/t Au	0.5	
BMT1	MBDD407	2.40	3.00	0.60	0.600	1.54 m @ 0.51 g/t Au	0.8	
BMT1	MBDD407	3.00	3.94	0.94	0.450			
BMT1	MBDD407	12.00	13.50	1.50	0.100			
BMT1	MBDD407	122.00	123.00	1.00	0.110			
BMT1	MBDD409	132.10	133.00	0.90	0.110			
BMT1	MBDD409	133.00	134.00	1.00	**1.430**	**6.00 m @ 1.45 g/t Au**	**8.7**	**6.00 m @ 1.45 g/t Au**
BMT1	MBDD409	134.00	135.00	1.00	**1.260**			
BMT1	MBDD409	135.00	136.00	1.00	0.210			
BMT1	MBDD409	136.00	137.00	1.00	**2.110**			
BMT1	MBDD409	137.00	138.00	1.00	0.300			
BMT1	MBDD409	138.00	139.00	1.00	**3.370**			
BMT1	MBDD409	145.00	146.00	1.00	0.120			
BMT1	MBDD409	147.00	148.00	1.00	0.170			
BMT1	MBDD409	148.00	149.00	1.00	**1.400**	4.00 m @ 0.53 g/t Au	2.1	**1.00 m @ 1.40 g/t Au**
BMT1	MBDD409	149.00	150.00	1.00	0.090			
BMT1	MBDD409	150.00	150.60	0.60	0.230			

Deposit	Hole ID	From	To	Interval	Au (ppm)	Sig Int > 0.2 g/t Au	m*g/t Au (gpm)	Sig Int >1 g/t Au
BMT1	MBDD409	150.60	152.00	1.40	0.340			
BMT2	MBDD410	104.61	105.70	1.09	0.110			
BMT2	MBDD410	105.70	106.28	0.58	**1.440**	**6.11 m @ 0.51 g/t Au**	**3.1**	**0.58 m @ 1.44 g/t Au**
BMT2	MBDD410	106.28	107.00	0.72	0.060			
BMT2	MBDD410	107.00	108.00	1.00	0.030			
BMT2	MBDD410	108.00	109.00	1.00	**1.250**			**1.00 m @ 1.25 g/t Au**
BMT2	MBDD410	109.00	110.00	1.00	0.400			
BMT2	MBDD410	110.00	111.30	1.30	0.040			
BMT2	MBDD410	111.30	111.81	0.51	0.990			
BMT2	MBDD410	114.00	115.00	1.00	0.150			
BMT2	MBDD410	115.00	116.00	1.00	0.170			
BMT2	MBDD410	118.00	118.95	0.95	0.700	**6.30 m @ 2.33 g/t Au**	**14.7**	
BMT2	MBDD410	118.95	119.60	0.65	**1.540**			**0.65 m @ 1.54 g/t Au**
BMT2	MBDD410	119.60	121.10	1.50	0.520			
BMT2	MBDD410	121.10	122.00	0.90	**1.310**			**3.20 m @ 3.83 g/t Au**
BMT2	MBDD410	122.00	123.00	1.00	0.590			
BMT2	MBDD410	123.00	124.30	1.30	**8.070**			
BMT2	MBDD410	128.00	129.00	1.00	**13.970**	**5.40 m @ 4.05 g/t Au**	**21.9**	**5.40 m @ 4.05 g/t Au**
BMT2	MBDD410	129.00	130.00	1.00	0.430			
BMT2	MBDD410	130.00	131.20	1.20	**3.630**			
BMT2	MBDD410	131.20	132.00	0.80	0.220			
BMT2	MBDD410	132.00	133.40	1.40	**2.090**			
BMT2	MBDD410	136.00	137.00	1.00	0.230	3.00 m @ 0.43 g/t Au	1.3	
BMT2	MBDD410	137.00	138.00	1.00	0.030			
BMT2	MBDD410	138.00	139.00	1.00	**1.030**			**1.00 m @ 1.03 g/t Au**
BMT2	MBDD410	142.00	143.00	1.00	0.390	**6.00 m @ 0.80 g/t Au**	**4.8**	
BMT2	MBDD410	143.00	144.00	1.00	**3.690**			**1.00 m @ 3.69 g/t Au**
BMT2	MBDD410	144.00	145.00	1.00	0.220			
BMT2	MBDD410	145.00	146.00	1.00	0.150			
BMT2	MBDD410	146.00	146.67	0.67	0.160			
BMT2	MBDD410	146.67	148.00	1.33	0.200			
BMT2	MBDD410	152.00	153.40	1.40	0.370	1.40 m @ 0.37 g/t Au	0.5	
BMT2	MBDD410	176.00	177.00	1.00	0.480	1.00 m @ 0.48 g/t Au	0.5	
BMT2	MBDD410	183.00	184.00	1.00	0.170			
BMT2	MBDD410	200.40	201.00	0.60	**7.470**	**0.60 m @ 7.47 g/t Au**	**4.5**	**0.60 m @ 7.47 g/t Au**
BMT2	MBDD410	201.00	202.00	1.00	0.190			
BMT2	MBDD410	202.00	203.00	1.00	0.100			
BMT2	MBDD410	203.00	204.00	1.00	0.160			
BMT2	MBDD410	204.00	205.00	1.00	0.540	**4.00 m @ 3.98 g/t Au**	**15.9**	
BMT2	MBDD410	205.00	206.00	1.00	**2.480**			**3.00 m @ 5.12 g/t Au**
BMT2	MBDD410	206.00	207.00	1.00	**8.750**			
BMT2	MBDD410	207.00	208.00	1.00	**4.130**			
BMT2	MBDD410	225.00	226.00	1.00	0.170			
BMT1	MBDD412	117.00	118.00	1.00	0.990	**15.00 m @ 0.69 g/t Au**	**10.3**	
BMT1	MBDD412	118.00	119.00	1.00	**1.330**			**1.00 m @ 1.33 g/t Au**
BMT1	MBDD412	119.00	120.00	1.00	0.990			
BMT1	MBDD412	120.00	121.00	1.00	0.110			
BMT1	MBDD412	121.00	122.00	1.00	0.910			
BMT1	MBDD412	122.00	123.00	1.00	0.070			
BMT1	MBDD412	123.00	124.00	1.00	0.310			
BMT1	MBDD412	124.00	125.00	1.00	0.640			
BMT1	MBDD412	125.00	126.00	1.00	0.380			
BMT1	MBDD412	126.00	127.00	1.00	0.840			
BMT1	MBDD412	127.00	128.00	1.00	0.250			
BMT1	MBDD412	128.00	129.00	1.00	0.110			
BMT1	MBDD412	129.00	130.00	1.00	0.650			
BMT1	MBDD412	130.00	131.00	1.00	0.270			
BMT1	MBDD412	131.00	132.00	1.00	**2.430**			**1.00 m @ 2.43 g/t Au**

Deposit	Hole ID	From	To	Interval	Au (ppm)	Sig Int > 0.2 g/t Au	m*g/t Au (gpm)	Sig Int >1 g/t Au
BMT1	MBDD412	132.00	133.00	1.00	0.130			
BMT1	MBDD412	133.00	133.61	0.61	0.160			
BMT1	MBDD412	135.00	136.00	1.00	0.110			
BMT1	MBDD412	142.00	143.00	1.00	0.170			
BMT1	MBDD412	151.00	152.00	1.00	0.200	1.00 m @ 0.20 g/t Au	0.2	
BMT1	MBDD412	152.00	153.16	1.16	0.120			
BMT1	MBDD412	170.30	171.00	0.70	0.290	1.70 m @ 0.28 g/t Au	0.5	
BMT1	MBDD412	171.00	172.00	1.00	0.280			
BMT1	MBDD412	174.00	175.00	1.00	0.360	1.00 m @ 0.36 g/t Au	0.4	
BMT1	MBDD412	190.00	191.00	1.00	0.310	1.00 m @ 0.31 g/t Au	0.3	
BMT1	MBDD412	203.00	204.00	1.00	**1.600**	1.00 m @ 1.60 g/t Au	1.6	**1.00 m @ 1.60 g/t Au**
BMT2	MBDD413	6.50	7.04	0.54	0.100			
BMT2	MBDD413	34.50	36.00	1.50	0.100			
BMT2	MBDD413	37.50	38.43	0.93	0.210	0.93 m @ 0.21 g/t Au	0.2	
BMT2	MBDD413	41.50	42.87	1.37	0.210	1.37 m @ 0.21 g/t Au	0.3	
BMT2	MBDD413	43.50	45.00	1.50	0.110			
BMT2	MBDD413	45.00	46.50	1.50	0.130			
BMT2	MBDD413	46.50	47.55	1.05	**1.360**	1.05 m @ 1.36 g/t Au	1.4	**1.05 m @ 1.36 g/t Au**
BMT2	MBDD413	48.00	49.50	1.50	**4.220**	**2.04 m @ 3.56 g/t Au**	**7.3**	**2.04 m @ 3.56 g/t Au**
BMT2	MBDD413	49.50	50.04	0.54	**1.710**			
BMT2	MBDD413	51.00	51.85	0.85	0.140			
BMT2	MBDD413	57.00	58.05	1.05	0.380	1.05 m @ 0.38 g/t Au	0.4	
BMT2	MBDD413	59.77	60.60	0.83	0.160			
BMT2	MBDD413	61.50	63.00	1.50	0.920	1.50 m @ 0.92 g/t Au	1.4	
BMT2	MBDD413	67.50	68.50	1.00	0.120			
BMT2	MBDD413	68.50	69.64	1.14	**2.260**	**1.14 m @ 2.26 g/t Au**	**2.6**	**1.14 m @ 2.26 g/t Au**
BMT2	MBDD413	71.48	72.52	1.04	0.360	1.04 m @ 0.36 g/t Au	0.4	
BMT2	MBDD413	83.00	84.00	1.00	0.470	1.00 m @ 0.47 g/t Au	0.5	
BMT2	MBDD413	87.00	88.05	1.05	**1.280**	1.05 m @ 1.28 g/t Au	1.3	**1.05 m @ 1.28 g/t Au**
BMT2	MBDD413	91.50	93.00	1.50	0.350	1.50 m @ 0.35 g/t Au	0.5	
BMT2	MBDD413	96.00	97.10	1.10	0.130			
BMT2	MBDD413	97.50	99.00	1.50	0.160			
BMT2	MBDD413	100.50	101.50	1.00	0.170			
BMT2	MBDD413	101.50	102.00	0.50	0.110			
BMT2	MBDD413	148.00	149.00	1.00	0.330	2.00 m @ 0.67 g/t Au	1.3	
BMT2	MBDD413	149.00	150.00	1.00	**1.010**			**1.00 m @ 1.01 g/t Au**
BMT2	MBDD413	150.00	151.00	1.00	0.140			
BMT2	MBDD413	155.00	155.65	0.65	**1.020**	0.65 m @ 1.02 g/t Au	0.7	**0.65 m @ 1.02 g/t Au**
BMT2	MBDD413	164.00	165.08	1.08	0.690	1.08 m @ 0.69 g/t Au	0.7	
BMT2	MBDD413	165.08	166.00	0.92	0.180			
BMT2	MBDD413	166.00	167.00	1.00	0.180			
BMT2	MBDD414	73.00	74.34	1.34	0.240	1.34 m @ 0.24 g/t Au	0.3	
BMT2	MBDD414	136.41	137.50	1.09	0.220	1.09 m @ 0.22 g/t Au	0.2	
BMT2	MBDD414	167.40	168.00	0.60	**5.720**	**0.60 m @ 5.72 g/t Au**	**3.4**	**0.60 m @ 5.72 g/t Au**
BMT2	MBDD414	181.00	182.00	1.00	0.220	1.00 m @ 0.22 g/t Au	0.2	
BMT1	MBDD415	0.00	1.50	1.50	0.131			
BMT1	MBDD415	1.50	2.10	0.60	0.128			
BMT1	MBDD415	14.68	15.23	0.55	0.129			
BMT1	MBDD415	48.00	49.50	1.50	0.239	1.50 m @ 0.24 g/t Au	0.4	
BMT1	MBDD415	60.00	61.50	1.50	0.141			
BMT1	MBDD415	61.50	63.00	1.50	0.261	**7.00 m @ 0.49 g/t Au**	**3.5**	
BMT1	MBDD415	63.00	64.50	1.50	0.316			
BMT1	MBDD415	64.50	66.00	1.50	0.530			
BMT1	MBDD415	66.00	67.50	1.50	0.520			
BMT1	MBDD415	67.50	68.50	1.00	**1.023**			**1.00 m @ 1.02 g/t Au**
BMT1	MBDD415	70.23	71.20	0.97	0.242	0.97 m @ 0.24 g/t Au	0.2	
BMT1	MBDD415	173.25	174.00	0.75	0.130			
BMT1	MBDD415	184.00	185.00	1.00	0.103			

Deposit	Hole ID	From	To	Interval	Au (ppm)	Sig Int > 0.2 g/t Au	m*g/t Au (gpm)	Sig Int >1 g/t Au
BMT1	MBDD415	185.00	186.00	1.00	0.226	1.00 m @ 0.23 g/t Au	0.2	
BMT2	MBDD416	66.00	67.00	1.00	0.803	1.00 m @ 0.80 g/t Au	0.8	
BMT2	MBDD416	87.00	88.00	1.00	0.134			
BMT2	MBDD416	99.00	100.00	1.00	0.264	2.00 m @ 0.26 g/t Au	0.5	
BMT2	MBDD416	100.00	101.00	1.00	0.264			
BMT2	MBDD416	173.00	174.00	1.00	0.808	1.00 m @ 0.81 g/t Au	0.8	
BMT2	MBDD416	174.00	175.00	1.00	0.177			
BMT2	MBDD417	55.00	56.50	1.50	0.126			
BMT2	MBDD417	116.00	117.26	1.26	**5.825**	**1.26 m @ 5.83 g/t Au**	**7.3**	**1.26 m @ 5.83 g/t Au**
BMT2	MBDD417	122.00	123.00	1.00	0.233	1.00 m @ 0.23 g/t Au	0.2	
BMT2	MBDD417	157.00	158.00	1.00	0.125			
BMT2	MBDD417	193.00	194.00	1.00	0.128			
BMT2	MBDD417	195.00	196.00	1.00	0.291	1.00 m @ 0.29 g/t Au	0.3	
BMT1	MBDD418	0.00	1.00	1.00	0.275	1.76 m @ 0.30 g/t Au	0.5	
BMT1	MBDD418	1.00	1.76	0.76	0.337			
BMT1	MBDD418	6.43	7.50	1.07	0.215	1.07 m @ 0.21 g/t Au	0.2	
BMT1	MBDD418	16.00	17.00	1.00	0.110			
BMT1	MBDD418	17.00	18.35	1.35	**43.321**	**1.35 m @ 43.32 g/t Au**	**58.5**	**1.35 m @ 43.32 g/t Au**
BMT1	MBDD418	24.00	24.50	0.50	0.114			
BMT1	MBDD418	27.00	28.00	1.00	0.263	1.00 m @ 0.26 g/t Au	0.3	
BMT1	MBDD418	32.45	33.45	1.00	0.230	1.00 m @ 0.23 g/t Au	0.2	
BMT1	MBDD418	34.95	36.00	1.05	0.436	1.05 m @ 0.44 g/t Au	0.5	
BMT1	MBDD418	37.91	39.00	1.09	0.573	1.61 m @ 1.10 g/t Au	1.8	
BMT1	MBDD418	39.00	39.52	0.52	**2.214**			**0.52 m @ 2.21 g/t Au**
BMT1	MBDD418	41.29	42.00	0.71	0.108			
BMT1	MBDD418	48.80	50.06	1.26	0.790	1.26 m @ 0.79 g/t Au	1.0	
BMT1	MBDD418	52.25	53.28	1.03	0.444	1.03 m @ 0.44 g/t Au	0.5	
BMT1	MBDD418	54.84	55.83	0.99	**5.148**	**0.99 m @ 5.15 g/t Au**	**5.1**	**0.99 m @ 5.15 g/t Au**
BMT1	MBDD418	58.14	58.86	0.72	0.137			
BMT1	MBDD418	61.23	62.24	1.01	0.214	1.01 m @ 0.21 g/t Au	0.2	
BMT1	MBDD418	63.94	65.41	1.47	0.100			
BMT1	MBDD418	68.46	69.50	1.04	0.367	2.04 m @ 0.88 g/t Au	1.8	
BMT1	MBDD418	69.50	70.50	1.00	**1.406**			**1.00 m @ 1.41 g/t Au**
BMT1	MBDD418	71.45	72.00	0.55	0.258	1.35 m @ 0.64 g/t Au	0.9	
BMT1	MBDD418	72.00	72.80	0.80	0.899			
BMT1	MBDD418	74.14	75.46	1.32	**4.481**	**1.32 m @ 4.48 g/t Au**	**5.9**	**1.32 m @ 4.48 g/t Au**
BMT1	MBDD418	79.18	80.00	0.82	0.599	0.82 m @ 0.60 g/t Au	0.5	
BMT1	MBDD418	80.00	81.00	1.00	0.161			
BMT1	MBDD418	83.00	84.00	1.00	**1.929**	**3.14 m @ 1.41 g/t Au**	**4.4**	**2.00 m @ 1.69 g/t Au**
BMT1	MBDD418	84.00	85.00	1.00	**1.458**			
BMT1	MBDD418	85.00	86.14	1.14	0.900			
BMT1	MBDD418	87.82	88.50	0.68	0.736	0.68 m @ 0.74 g/t Au	0.5	
BMT1	MBDD418	102.00	103.00	1.00	0.100			
BMT1	MBDD418	104.00	105.00	1.00	0.191			
BMT1	MBDD418	124.00	125.00	1.00	0.177			
BMT1	MBDD418	125.00	126.00	1.00	0.374	1.00 m @ 0.37 g/t Au	0.4	
BMT1	MBDD419	0.00	0.76	0.76	0.683	0.76 m @ 0.68 g/t Au	0.5	
BMT1	MBDD419	5.59	7.00	1.41	0.110			
BMT1	MBDD419	9.00	10.00	1.00	0.107			
BMT1	MBDD419	10.00	10.60	0.60	0.104			
BMT1	MBDD419	10.60	11.37	0.77	0.149			
BMT1	MBDD419	30.00	31.00	1.00	0.369	1.00 m @ 0.37 g/t Au	0.4	
BMT1	MBDD419	69.00	70.50	1.50	0.600	1.50 m @ 0.60 g/t Au	0.9	
BMT1	MBDD419	75.00	76.00	1.00	0.113			
BMT1	MBDD419	79.00	80.00	1.00	0.176			
BMT1	MBDD419	80.00	81.36	1.36	0.219	3.00 m @ 0.33 g/t Au	1.0	
BMT1	MBDD419	81.36	82.00	0.64	0.047			
BMT1	MBDD419	82.00	83.00	1.00	0.672			

Deposit	Hole ID	From	To	Interval	Au (ppm)	Sig Int > 0.2 g/t Au	m*g/t Au (gpm)	Sig Int >1 g/t Au
BMT1	MBDD419	87.00	88.00	1.00	0.289			
BMT1	MBDD419	88.00	89.00	1.00	0.494			
BMT1	MBDD419	89.00	90.00	1.00	0.223			
BMT1	MBDD419	90.00	91.00	1.00	0.477	**8.00 m @ 0.38 g/t Au**	**3.0**	
BMT1	MBDD419	91.00	92.00	1.00	0.314			
BMT1	MBDD419	92.00	93.00	1.00	0.916			
BMT1	MBDD419	93.00	94.00	1.00	0.036			
BMT1	MBDD419	94.00	95.00	1.00	0.273			
BMT1	MBDD419	95.00	96.00	1.00	0.151			
BMT1	MBDD419	98.10	99.00	0.90	**1.716**			
BMT1	MBDD419	99.00	100.50	1.50	0.117			**4.28 m @ 1.19 g/t Au**
BMT1	MBDD419	100.50	101.50	1.00	**1.266**			
BMT1	MBDD419	101.50	102.38	0.88	**2.389**	**6.90 m @ 0.86 g/t Au**	**5.9**	
BMT1	MBDD419	102.38	103.00	0.62	0.279			
BMT1	MBDD419	103.00	104.00	1.00	0.144			
BMT1	MBDD419	104.00	105.00	1.00	0.522			
BMT1	MBDD419	107.50	108.57	1.07	0.134			
BMT1	MBDD419	108.57	109.20	0.63	0.708			
BMT1	MBDD419	109.20	110.00	0.80	0.035			
BMT1	MBDD419	110.00	111.00	1.00	0.702	**4.43 m @ 0.71 g/t Au**	**3.2**	
BMT1	MBDD419	111.00	112.00	1.00	0.921			
BMT1	MBDD419	112.00	113.00	1.00	**1.060**			**1.00 m @ 1.06 g/t Au**
BMT1	MBDD419	113.00	114.50	1.50	0.165			
BMT1	MBDD419	114.50	116.00	1.50	0.109			
BMT1	MBDD419	120.23	121.00	0.77	0.113			
BMT1	MBDD419	121.00	122.00	1.00	0.627			
BMT1	MBDD419	122.00	123.00	1.00	0.045			
BMT1	MBDD419	123.00	124.00	1.00	0.123	5.00 m @ 0.39 g/t Au	2.0	
BMT1	MBDD419	124.00	125.00	1.00	0.375			
BMT1	MBDD419	125.00	126.00	1.00	0.796			
BMT1	MBDD419	131.00	132.50	1.50	0.126			
BMT1	MBDD419	132.50	133.54	1.04	0.858	1.04 m @ 0.86 g/t Au	0.9	
BMT1	MBDD419	144.00	145.00	1.00	0.283	1.00 m @ 0.28 g/t Au	0.3	
BMT1	MBDD420	162.68	164.00	1.32	0.182			
BMT1	MBDD420	164.00	165.00	1.00	**1.147**	2.00 m @ 0.72 g/t Au	1.4	**1.00 m @ 1.15 g/t Au**
BMT1	MBDD420	165.00	166.00	1.00	0.300			
BMT1	MBDD420	166.00	167.00	1.00	0.190			
BMT1	MBDD420	168.00	169.00	1.00	0.119			
BMT1	MBDD420	169.00	170.00	1.00	**4.998**			**1.00 m @ 5.00 g/t Au**
BMT1	MBDD420	170.00	171.00	1.00	0.400			
BMT1	MBDD420	171.00	172.00	1.00	0.497	**6.17 m @ 1.08 g/t Au**	**6.7**	
BMT1	MBDD420	172.00	173.00	1.00	0.134			
BMT1	MBDD420	173.00	174.00	1.00	0.114			
BMT1	MBDD420	174.00	175.17	1.17	0.443			
BMT1	MBDD420	180.00	181.00	1.00	0.647	1.00 m @ 0.65 g/t Au	0.6	
BMT1	MBDD420	183.00	184.00	1.00	0.104			
BMT1	MBDD420	187.00	188.29	1.29	0.166			
BMT1	MBDD420	220.17	221.00	0.83	0.781			
BMT1	MBDD420	221.00	222.00	1.00	0.142	3.83 m @ 0.37 g/t Au	1.4	
BMT1	MBDD420	222.00	223.00	1.00	0.070			
BMT1	MBDD420	223.00	224.00	1.00	0.565			
BMT1	MBDD420	232.00	233.00	1.00	0.130			
BMT1	MBDD420	233.00	234.00	1.00	0.278			
BMT1	MBDD420	234.00	235.00	1.00	0.644			
BMT1	MBDD420	235.00	236.00	1.00	0.315	**5.18 m @ 0.54 g/t Au**	**2.8**	
BMT1	MBDD420	236.00	237.00	1.00	0.362			
BMT1	MBDD420	237.00	238.18	1.18	**1.025**			**1.18 m @ 1.02 g/t Au**
BMT1	MBDD420	238.18	239.00	0.82	0.195			

Deposit	Hole ID	From	To	Interval	Au (ppm)	Sig Int > 0.2 g/t Au	m*g/t Au (gpm)	Sig Int >1 g/t Au
BMT1	MBDD420	239.00	240.00	1.00	0.134			
BMT2	MBDD421	15.00	16.10	1.10	0.188			
BMT2	MBDD421	18.50	19.06	0.56	0.129			
BMT2	MBDD421	120.50	121.00	0.50	0.927			
BMT2	MBDD421	121.00	122.00	1.00	**1.780**			**1.00 m @ 1.78 g/t Au**
BMT2	MBDD421	122.00	123.00	1.00	0.031	**5.30 m @ 0.68 g/t Au**	**3.6**	
BMT2	MBDD421	123.00	124.00	1.00	0.733			
BMT2	MBDD421	124.00	125.00	1.00	0.360			
BMT2	MBDD421	125.00	125.80	0.80	0.267			
BMT2	MBDD422	24.00	25.00	1.00	0.115			
BMT2	MBDD422	92.00	92.50	0.50	**18.602**	**2.00 m @ 5.03 g/t Au**	**10.1**	**0.50 m @ 18.60 g/t Au**
BMT2	MBDD422	92.50	94.00	1.50	0.511			
BMT2	MBDD422	109.36	110.58	1.22	**1.986**	1.22 m @ 1.99 g/t Au	2.4	**1.22 m @ 1.99 g/t Au**
BMT2	MBDD422	112.78	113.76	0.98	**1.043**	0.98 m @ 1.04 g/t Au	1.0	**0.98 m @ 1.04 g/t Au**
BMT2	MBDD423	1.50	3.00	1.50	0.133			
BMT2	MBDD423	131.00	132.00	1.00	0.943	1.00 m @ 0.94 g/t Au	0.9	
BMT2	MBDD423	147.00	148.00	1.00	0.120			
BMT2	MBDD423	159.00	160.00	1.00	0.648	1.00 m @ 0.65 g/t Au	0.6	
BMT2	MBDD423	171.00	172.00	1.00	0.189			
BMT2	MBDD423	193.00	194.00	1.00	0.102			
BMT2	MBDD423	210.00	211.00	1.00	0.126			
BMT2	MBDD423	211.00	212.00	1.00	**1.657**	1.00 m @ 1.66 g/t Au	1.7	**1.00 m @ 1.66 g/t Au**
BMT1	MBDD424	89.00	90.00	1.00	0.129			
BMT1	MBDD424	116.00	117.00	1.00	**1.294**	2.00 m @ 0.81 g/t Au	1.6	**1.00 m @ 1.29 g/t Au**
BMT1	MBDD424	117.00	118.00	1.00	0.318			
BMT1	MBDD424	118.00	119.23	1.23	0.122			
BMT1	MBDD424	119.23	120.00	0.77	0.143			
BMT1	MBDD424	121.00	122.00	1.00	0.541	1.00 m @ 0.54 g/t Au	0.5	
BMT1	MBDD424	128.00	128.68	0.68	0.159			
BMT1	MBDD424	128.68	130.00	1.32	0.110			
BMT1	MBDD424	130.00	131.00	1.00	0.436			
BMT1	MBDD424	131.00	132.00	1.00	0.860			
BMT1	MBDD424	132.00	133.00	1.00	**1.269**			**1.00 m @ 1.27 g/t Au**
BMT1	MBDD424	133.00	134.00	1.00	0.737			
BMT1	MBDD424	134.00	135.00	1.00	0.129			
BMT1	MBDD424	135.00	136.00	1.00	0.299			
BMT1	MBDD424	136.00	137.00	1.00	0.384			
BMT1	MBDD424	137.00	138.00	1.00	0.048			
BMT1	MBDD424	138.00	139.00	1.00	0.537	**17.00 m @ 0.58 g/t Au**	**9.9**	
BMT1	MBDD424	139.00	140.00	1.00	**1.175**			**1.00 m @ 1.18 g/t Au**
BMT1	MBDD424	140.00	141.00	1.00	0.132			
BMT1	MBDD424	141.00	142.40	1.40	0.707			
BMT1	MBDD424	142.40	143.00	0.60	0.715			
BMT1	MBDD424	143.00	144.00	1.00	0.315			
BMT1	MBDD424	144.00	144.56	0.56	0.473			
BMT1	MBDD424	144.56	146.00	1.44	**1.115**			**1.44 m @ 1.11 g/t Au**
BMT1	MBDD424	146.00	147.00	1.00	0.321			
BMT1	MBDD424	149.00	149.80	0.80	0.135			
BMT1	MBDD424	149.80	151.00	1.20	0.292			
BMT1	MBDD424	151.00	152.00	1.00	**1.450**			**2.00 m @ 2.55 g/t Au**
BMT1	MBDD424	152.00	153.00	1.00	**3.645**			
BMT1	MBDD424	153.00	154.00	1.00	0.165			
BMT1	MBDD424	154.00	155.00	1.00	0.138	**9.20 m @ 1.17 g/t Au**	**10.8**	
BMT1	MBDD424	155.00	156.00	1.00	0.251			
BMT1	MBDD424	156.00	157.00	1.00	0.139			
BMT1	MBDD424	157.00	158.00	1.00	0.099			
BMT1	MBDD424	158.00	159.00	1.00	**4.557**			**1.00 m @ 4.56 g/t Au**
BMT1	MBDD424	159.00	160.00	1.00	0.126			

Deposit	Hole ID	From	To	Interval	Au (ppm)	Sig Int > 0.2 g/t Au	m*g/t Au (gpm)	Sig Int >1 g/t Au
BMT1	MBDD424	160.00	161.00	1.00	0.182			
BMT1	MBDD424	163.00	164.04	1.04	**1.582**	1.04 m @ 1.58 g/t Au	1.6	**1.04 m @ 1.58 g/t Au**
BMT1	MBDD424	165.00	166.00	1.00	0.126			
BMT1	MBDD424	167.00	168.00	1.00	0.103			
BMT1	MBDD424	175.00	176.00	1.00	0.109			
BMT1	MBDD424	191.00	191.75	0.75	0.127			
BMT1	MBDD424	197.00	198.00	1.00	0.110			
BMT1	MBDD425	1.80	2.58	0.78	0.291	0.78 m @ 0.29 g/t Au	0.2	
BMT1	MBDD425	64.00	65.00	1.00	0.123			
BMT1	MBDD425	74.00	75.00	1.00	0.204	1.00 m @ 0.20 g/t Au	0.2	
BMT1	MBDD425	119.00	120.00	1.00	0.994	**10.00 m @ 0.33 g/t Au**	**3.3**	
BMT1	MBDD425	120.00	121.00	1.00	0.329			
BMT1	MBDD425	121.00	122.00	1.00	0.130			
BMT1	MBDD425	122.00	123.00	1.00	0.090			
BMT1	MBDD425	123.00	124.00	1.00	0.429			
BMT1	MBDD425	124.00	125.00	1.00	0.213			
BMT1	MBDD425	125.00	126.00	1.00	0.063			
BMT1	MBDD425	126.00	126.57	0.57	0.927			
BMT1	MBDD425	126.57	128.00	1.43	0.087			
BMT1	MBDD425	128.00	129.00	1.00	0.414			
BMT1	MBDD425	129.00	130.00	1.00	0.141			
BMT1	MBDD425	130.00	131.00	1.00	0.153			
BMT1	MBDD425	131.00	132.00	1.00	0.162			
BMT1	MBDD425	132.00	132.90	0.90	0.153			
BMT1	MBDD425	132.90	134.20	1.30	0.520	**10.10 m @ 1.31 g/t Au**	**13.3**	
BMT1	MBDD425	134.20	135.58	1.38	**2.432**			**1.38 m @ 2.43 g/t Au**
BMT1	MBDD425	135.58	137.00	1.42	0.706			
BMT1	MBDD425	137.00	137.70	0.70	0.660			
BMT1	MBDD425	137.70	139.00	1.30	**1.681**			**4.58 m @ 1.54 g/t Au**
BMT1	MBDD425	139.00	140.00	1.00	0.538			
BMT1	MBDD425	140.00	141.00	1.00	0.088			
BMT1	MBDD425	141.00	142.28	1.28	**3.323**			
BMT1	MBDD425	142.28	143.00	0.72	0.996			
BMT1	MBDD425	143.00	144.00	1.00	0.140			
BMT1	MBDD425	146.00	147.00	1.00	0.175			
BMT1	MBDD425	178.00	179.00	1.00	0.225	1.00 m @ 0.23 g/t Au	0.2	
BMT1	MBDD425	190.15	191.00	0.85	0.130			
BMT1	MBDD425	191.00	192.27	1.27	0.293	1.27 m @ 0.29 g/t Au	0.4	
BMT1	MBDD425	211.00	212.00	1.00	0.592	1.00 m @ 0.59 g/t Au	0.6	
BMT1	MBDD425	220.00	221.00	1.00	0.132			
BMT1	MBDD425	249.00	250.00	1.00	0.125			
BMT1	MBDD426	123.00	124.20	1.20	0.216	1.20 m @ 0.22 g/t Au	0.3	
BMT1	MBDD426	124.20	125.50	1.30	0.190			
BMT1	MBDD426	126.00	127.00	1.00	0.117			
BMT1	MBDD426	155.00	155.50	0.50	0.130			
BMT1	MBDD426	159.95	161.00	1.05	0.894	1.05 m @ 0.89 g/t Au	0.9	
BMT1	MBDD426	164.30	165.30	1.00	0.622	2.70 m @ 0.60 g/t Au	1.6	
BMT1	MBDD426	165.30	166.00	0.70	0.439			
BMT1	MBDD426	166.00	167.00	1.00	0.686			
BMT1	MBDD426	167.00	168.00	1.00	0.196			
BMT1	MBDD426	171.80	173.00	1.20	**2.396**	**13.45 m @ 1.31 g/t Au**	**17.6**	**9.20 m @ 1.69 g/t Au**
BMT1	MBDD426	173.00	174.00	1.00	**2.888**			
BMT1	MBDD426	174.00	175.00	1.00	**2.640**			
BMT1	MBDD426	175.00	175.80	0.80	**1.044**			
BMT1	MBDD426	175.80	177.00	1.20	**1.577**			
BMT1	MBDD426	177.00	178.00	1.00	**2.077**			
BMT1	MBDD426	178.00	179.00	1.00	0.720			
BMT1	MBDD426	179.00	180.00	1.00	0.398			

Deposit	Hole ID	From	To	Interval	Au (ppm)	Sig Int > 0.2 g/t Au	m*g/t Au (gpm)	Sig Int >1 g/t Au
BMT1	MBDD426	180.00	181.00	1.00	**1.248**			
BMT1	MBDD426	181.00	182.00	1.00	0.329			
BMT1	MBDD426	182.00	183.00	1.00	0.951			
BMT1	MBDD426	183.00	184.00	1.00	0.372			
BMT1	MBDD426	184.00	185.25	1.25	0.336			
BMT1	MBDD427	237.00	238.00	1.00	0.220			
BMT1	MBDD427	238.00	239.00	1.00	0.090	**3.00 m @ 5.73 g/t Au**	**17.2**	
BMT1	MBDD427	239.00	240.00	1.00	**16.890**			**1.00 m @ 16.89 g/t Au**
BMT1	MBDD427	240.00	241.00	1.00	0.140			
BMT1	MBDD427	249.00	250.00	1.00	0.610			
BMT1	MBDD427	250.00	251.00	1.00	**1.260**			**1.90 m @ 1.20 g/t Au**
BMT1	MBDD427	251.00	251.90	0.90	**1.130**			
BMT1	MBDD427	251.90	252.50	0.60	0.050			
BMT1	MBDD427	252.50	253.00	0.50	0.840	**8.00 m @ 0.66 g/t Au**	**5.2**	
BMT1	MBDD427	253.00	254.00	1.00	0.710			
BMT1	MBDD427	254.00	255.00	1.00	0.630			
BMT1	MBDD427	255.00	255.65	0.65	0.170			
BMT1	MBDD427	255.65	257.00	1.35	0.340			
BMT1	MBDD427	297.00	298.10	1.10	0.220	1.10 m @ 0.22 g/t Au	0.2	
BMT1	MBDD427	320.00	321.00	1.00	0.120			
BMT1	MBDD428	162.00	163.00	1.00	0.110			
BMT1	MBDD428	163.00	164.00	1.00	0.140			
BMT1	MBDD428	172.00	173.00	1.00	0.360			
BMT1	MBDD428	173.00	174.00	1.00	0.050			
BMT1	MBDD428	174.00	175.00	1.00	0.050	**6.40 m @ 0.78 g/t Au**	**5.0**	
BMT1	MBDD428	175.00	175.85	0.85	0.870			
BMT1	MBDD428	175.85	177.00	1.15	0.560			
BMT1	MBDD428	177.00	178.40	1.40	**2.230**			**1.40 m @ 2.23 g/t Au**
BMT1	MBDD428	178.40	179.00	0.60	0.150			
BMT1	MBDD428	180.00	181.00	1.00	0.110			
BMT1	MBDD428	181.00	182.00	1.00	0.100			
BMT1	MBDD428	182.00	182.60	0.60	0.100			
BMT1	MBDD428	182.60	183.40	0.80	0.100			
BMT1	MBDD428	203.50	204.50	1.00	0.120			
BMT1	MBDD428	207.25	208.00	0.75	0.320			
BMT1	MBDD428	208.00	209.00	1.00	0.150			
BMT1	MBDD428	209.00	210.00	1.00	0.100			
BMT1	MBDD428	210.00	211.00	1.00	**1.290**			**1.00 m @ 1.29 g/t Au**
BMT1	MBDD428	211.00	212.00	1.00	0.120			
BMT1	MBDD428	212.00	213.00	1.00	**1.020**			**1.00 m @ 1.02 g/t Au**
BMT1	MBDD428	213.00	214.00	1.00	0.150	**12.75 m @ 0.63 g/t Au**	**8.0**	
BMT1	MBDD428	214.00	215.00	1.00	0.090			
BMT1	MBDD428	215.00	216.00	1.00	0.670			
BMT1	MBDD428	216.00	217.00	1.00	**1.140**			**2.00 m @ 1.58 g/t Au**
BMT1	MBDD428	217.00	218.00	1.00	**2.020**			
BMT1	MBDD428	218.00	219.00	1.00	0.630			
BMT1	MBDD428	219.00	220.00	1.00	0.390			
BMT1	MBDD428	221.00	222.00	1.00	0.120			
BMT1	MBDD428	225.00	226.00	1.00	0.140			
BMT1	MBDD428	226.00	227.00	1.00	0.240			
BMT1	MBDD428	227.00	228.00	1.00	0.160			
BMT1	MBDD428	228.00	229.00	1.00	0.060			
BMT1	MBDD428	229.00	230.00	1.00	**1.110**			**1.00 m @ 1.11 g/t Au**
BMT1	MBDD428	230.00	231.00	1.00	0.560	**16.30 m @ 0.45 g/t Au**	**7.3**	
BMT1	MBDD428	231.00	232.00	1.00	0.110			
BMT1	MBDD428	232.00	233.00	1.00	0.170			
BMT1	MBDD428	233.00	233.85	0.85	0.730			
BMT1	MBDD428	233.85	235.20	1.35	0.230			

Deposit	Hole ID	From	To	Interval	Au (ppm)	Sig Int > 0.2 g/t Au	m*g/t Au (gpm)	Sig Int >1 g/t Au
BMT1	MBDD428	235.20	236.00	0.80	0.140			
BMT1	MBDD428	236.00	237.00	1.00	0.100			
BMT1	MBDD428	237.00	238.00	1.00	0.560			
BMT1	MBDD428	238.00	239.35	1.35	0.440			
BMT1	MBDD428	239.35	240.00	0.65	0.910			
BMT1	MBDD428	240.00	241.45	1.45	0.580			
BMT1	MBDD428	241.45	242.30	0.85	**1.380**			**0.85 m @ 1.38 g/t Au**
BMT1	MBDD428	243.00	244.00	1.00	0.180			
BMT1	MBDD428	244.90	246.30	1.40	0.280			
BMT1	MBDD428	246.30	247.10	0.80	0.090			
BMT1	MBDD428	247.10	248.00	0.90	0.650	5.10 m @ 0.42 g/t Au	2.2	
BMT1	MBDD428	248.00	249.30	1.30	0.720			
BMT1	MBDD428	249.30	250.00	0.70	0.250			
BMT1	MBDD430	188.00	189.00	1.00	0.117			
BMT1	MBDD431	1.50	2.42	0.92	0.115			
BMT1	MBDD431	6.00	7.05	1.05	0.168			
BMT1	MBDD431	11.00	12.00	1.00	0.166			
BMT1	MBDD431	14.00	15.00	1.00	0.150			
BMT1	MBDD431	17.00	18.00	1.00	0.112			
BMT1	MBDD431	201.00	202.00	1.00	0.102			
BMT1	MBDD431	235.00	236.00	1.00	0.108			
BMT1	MBDD431	237.00	238.00	1.00	0.100			
BMT1	MBDD431	246.30	247.45	1.15	0.137			
BMT1	MBDD431	256.00	257.00	1.00	0.175			
BMT1	MBDD431	257.00	258.00	1.00	0.128			
BMT1	MBDD431	258.00	259.40	1.40	0.148			
BMT1	MBDD431	259.40	260.00	0.60	0.106			
BMT1	MBDD432	0.00	1.23	1.23	0.211	1.23 m @ 0.21 g/t Au	0.3	
BMT1	MBDD432	1.23	2.23	1.00	0.156			
BMT1	MBDD432	3.70	4.50	0.80	0.717	0.80 m @ 0.72 g/t Au	0.6	
BMT1	MBDD432	4.50	5.22	0.72	0.119			
BMT1	MBDD432	6.55	7.50	0.95	0.184			
BMT1	MBDD432	27.00	28.50	1.50	0.193			
BMT1	MBDD432	56.90	57.65	0.75	**1.923**	0.75 m @ 1.92 g/t Au	1.4	**0.75 m @ 1.92 g/t Au**
BMT1	MBDD432	77.00	78.35	1.35	0.263	1.35 m @ 0.26 g/t Au	0.4	
BMT1	MBDD432	79.50	81.00	1.50	0.131			
BMT1	MBDD432	82.00	83.15	1.15	**1.119**	1.15 m @ 1.12 g/t Au	1.3	**1.15 m @ 1.12 g/t Au**
BMT1	MBDD432	84.52	85.50	0.98	0.395	**2.48 m @ 1.06 g/t Au**	**2.6**	
BMT1	MBDD432	85.50	87.00	1.50	**1.492**			**1.50 m @ 1.49 g/t Au**
BMT1	MBDD433	1.50	3.00	1.50	0.120			
BMT1	MBDD433	13.50	14.50	1.00	0.460	1.00 m @ 0.46 g/t Au	0.5	
BMT1	MBDD433	33.87	34.50	0.63	**3.060**	0.63 m @ 3.06 g/t Au	1.9	**0.63 m @ 3.06 g/t Au**
BMT1	MBDD433	49.50	50.41	0.91	0.740	0.91 m @ 0.74 g/t Au	0.7	
BMT1	MBDD433	88.50	89.25	0.75	0.170			
BMT1	MBDD433	93.00	94.00	1.00	0.180			
BMT1	MBDD433	94.00	95.00	1.00	0.190			
BMT1	MBDD433	95.00	96.00	1.00	0.530	1.00 m @ 0.53 g/t Au	0.5	
BMT1	MBDD433	96.00	97.00	1.00	0.130			
BMT1	MBDD433	97.00	97.71	0.71	0.150			
BMT1	MBDD433	99.00	100.00	1.00	0.200	2.00 m @ 0.57 g/t Au	1.2	
BMT1	MBDD433	100.00	101.00	1.00	0.950			
BMT1	MBDD433	127.00	128.00	1.00	0.980			
BMT1	MBDD433	128.00	128.52	0.52	0.040	3.00 m @ 0.51 g/t Au	1.5	
BMT1	MBDD433	128.52	130.00	1.48	0.350			
BMT1	MBDD433	140.00	141.00	1.00	0.270	1.00 m @ 0.27 g/t Au	0.3	
BMT1	MBDD434	0.00	1.50	1.50	0.130			
BMT1	MBDD434	115.70	116.50	0.80	0.170			
BMT1	MBDD434	116.50	117.40	0.90	0.480	0.90 m @ 0.48 g/t Au	0.4	

Deposit	Hole ID	From	To	Interval	Au (ppm)	Sig Int > 0.2 g/t Au	m*g/t Au (gpm)	Sig Int >1 g/t Au
BMT1	MBDD434	164.00	165.05	1.05	0.250	1.05 m @ 0.25 g/t Au	0.3	
BMT1	MBDD434	179.00	180.00	1.00	0.260	2.00 m @ 0.29 g/t Au	0.6	
BMT1	MBDD434	180.00	181.00	1.00	0.330			
BMT1	MBDD434	181.00	182.00	1.00	0.190			
BMT1	MBDD434	182.00	183.00	1.00	0.190			
BMT1	MBDD434	183.00	183.70	0.70	0.110			
BMT1	MBDD434	189.00	190.00	1.00	0.180			
BMT1	MBDD434	190.00	191.00	1.00	0.110			
BMT1	MBDD434	192.00	193.00	1.00	0.140			
BMT1	MBDD434	193.00	194.00	1.00	0.150			
BMT1	MBDD434	194.00	195.00	1.00	0.160			
BMT1	MBDD434	195.00	196.00	1.00	0.140			
BMT1	MBDD434	196.00	197.00	1.00	0.440	1.00 m @ 0.44 g/t Au	0.4	
BMT1	MBDD434	203.00	204.00	1.00	0.100			
BMT1	MBDD434	207.00	208.00	1.00	0.500	1.00 m @ 0.50 g/t Au	0.5	
BMT1	MBDD434	211.25	212.00	0.75	0.300	3.75 m @ 0.30 g/t Au	1.1	
BMT1	MBDD434	212.00	213.00	1.00	0.130			
BMT1	MBDD434	213.00	214.00	1.00	0.550			
BMT1	MBDD434	214.00	215.00	1.00	0.210			
BMT1	MBDD434	220.00	221.00	1.00	0.180			
BMT1	MBDD434	221.00	222.00	1.00	0.400	2.00 m @ 0.53 g/t Au	1.1	
BMT1	MBDD434	222.00	223.00	1.00	0.650			
BMT1	MBDD434	223.00	224.00	1.00	0.120			
BMT1	MBDD434	224.00	225.00	1.00	0.150			
BMT1	MBDD434	231.00	232.00	1.00	**2.620**	**4.00 m @ 1.54 g/t Au**	**6.2**	**3.00 m @ 1.93 g/t Au**
BMT1	MBDD434	232.00	233.00	1.00	**1.830**			
BMT1	MBDD434	233.00	234.00	1.00	**1.350**			
BMT1	MBDD434	234.00	235.00	1.00	0.380			
BMT1	MBDD434	243.00	244.00	1.00	0.120			
BMT1	MBDD434	247.00	248.00	1.00	0.520	2.00 m @ 0.37 g/t Au	0.7	
BMT1	MBDD434	248.00	249.00	1.00	0.220			
BMT1	MBDD434	253.25	254.00	0.75	0.100			
BMT1	MBDD434	258.70	260.00	1.30	0.130			
BMT1	MBDD434	260.00	261.30	1.30	0.630	**11.00 m @ 1.49 g/t Au**	**16.4**	**7.00 m @ 2.10 g/t Au**
BMT1	MBDD434	261.30	262.00	0.70	0.140			
BMT1	MBDD434	262.00	263.00	1.00	0.450			
BMT1	MBDD434	263.00	264.00	1.00	0.300			
BMT1	MBDD434	264.00	265.00	1.00	**3.700**			
BMT1	MBDD434	265.00	266.00	1.00	**2.090**			
BMT1	MBDD434	266.00	267.00	1.00	**1.000**			
BMT1	MBDD434	267.00	268.00	1.00	0.870			
BMT1	MBDD434	268.00	269.00	1.00	**3.900**			
BMT1	MBDD434	269.00	270.00	1.00	**2.040**			
BMT1	MBDD434	270.00	271.00	1.00	**1.090**			
BMT1	MBDD435	0.00	0.80	0.80	**1.340**	0.80 m @ 1.34 g/t Au	1.1	**0.80 m @ 1.34 g/t Au**
BMT1	MBDD435	11.53	12.94	1.41	0.100			
BMT1	MBDD435	50.50	52.00	1.50	0.160			
BMT1	MBDD435	76.29	77.00	0.71	0.210	**4.23 m @ 0.64 g/t Au**	**2.7**	
BMT1	MBDD435	77.00	78.00	1.00	0.650			
BMT1	MBDD435	78.00	78.82	0.82	0.320			
BMT1	MBDD435	78.82	79.97	1.15	0.690			
BMT1	MBDD435	79.97	80.52	0.55	**1.540**			**0.55 m @ 1.54 g/t Au**
BMT1	MBDD435	81.50	83.00	1.50	0.250	2.08 m @ 0.24 g/t Au	0.5	
BMT1	MBDD435	83.00	83.58	0.58	0.220			
BMT1	MBDD435	84.00	85.50	1.50	**3.780**	**1.50 m @ 3.78 g/t Au**	**5.7**	**1.50 m @ 3.78 g/t Au**
BMT1	MBDD435	85.50	87.00	1.50	0.190			
BMT1	MBDD436	0.00	0.95	0.95	0.910	0.95 m @ 0.91 g/t Au	0.9	
BMT1	MBDD436	2.45	3.00	0.55	0.940	2.05 m @ 0.33 g/t Au	0.7	

Deposit	Hole ID	From	To	Interval	Au (ppm)	Sig Int > 0.2 g/t Au	m*g/t Au (gpm)	Sig Int >1 g/t Au
BMT1	MBDD436	3.00	4.00	1.00	0.060			
BMT1	MBDD436	4.00	4.50	0.50	0.210			
BMT1	MBDD436	22.00	23.25	1.25	0.560	1.25 m @ 0.56 g/t Au	0.7	
BMT1	MBDD436	25.50	26.50	1.00	0.190			
BMT1	MBDD436	29.50	30.20	0.70	0.170			
BMT1	MBDD436	34.00	34.89	0.89	0.130			
BMT1	MBDD436	35.50	37.00	1.50	0.580	2.50 m @ 0.49 g/t Au	1.2	
BMT1	MBDD436	37.00	38.00	1.00	0.350			
BMT1	MBDD436	40.50	41.00	0.50	0.730	**8.50 m @ 0.58 g/t Au**	**4.9**	
BMT1	MBDD436	41.00	42.00	1.00	0.440			
BMT1	MBDD436	42.00	43.00	1.00	0.310			
BMT1	MBDD436	43.00	44.00	1.00	0.430			
BMT1	MBDD436	44.00	44.50	0.50	**1.220**			**0.50 m @ 1.22 g/t Au**
BMT1	MBDD436	44.50	46.00	1.50	0.750			
BMT1	MBDD436	46.00	47.00	1.00	0.720			
BMT1	MBDD436	47.00	48.00	1.00	0.240			
BMT1	MBDD436	48.00	49.00	1.00	0.680			
BMT1	MBDD436	64.00	65.00	1.00	0.110			
BMT1	MBDD436	69.00	70.00	1.00	0.210	**2.50 m @ 4.03 g/t Au**	**10.1**	
BMT1	MBDD436	70.00	71.50	1.50	**6.580**			**1.50 m @ 6.58 g/t Au**
BMT1	MBDD436	71.50	72.04	0.54	0.160			
BMT1	MBDD436	72.04	73.00	0.96	0.160			
BMT1	MBDD436	73.00	74.00	1.00	0.120			
BMT1	MBDD436	74.00	75.00	1.00	0.190			
BMT1	MBDD436	77.00	78.00	1.00	0.220	2.80 m @ 0.60 g/t Au	1.7	
BMT1	MBDD436	78.00	79.00	1.00	0.910			
BMT1	MBDD436	79.00	79.80	0.80	0.680			
BMT1	MBDD436	80.50	82.00	1.50	0.700	1.50 m @ 0.70 g/t Au	1.1	
BMT1	MBDD436	97.00	98.08	1.08	0.210	1.08 m @ 0.21 g/t Au	0.2	
BMT1	MBDD436	99.00	100.00	1.00	0.110			
BMT1	MBDD436	104.00	105.00	1.00	0.110			
BMT1	MBDD437	0.00	1.00	1.00	0.200	2.00 m @ 0.84 g/t Au	1.7	
BMT1	MBDD437	1.00	2.00	1.00	**1.480**			**1.00 m @ 1.48 g/t Au**
BMT1	MBDD437	2.00	3.00	1.00	0.110			
BMT1	MBDD437	3.00	4.00	1.00	0.110			
BMT1	MBDD437	4.50	5.47	0.97	0.100			
BMT1	MBDD437	6.88	8.20	1.32	0.310	1.32 m @ 0.31 g/t Au	0.4	
BMT1	MBDD437	22.50	24.00	1.50	0.350	1.50 m @ 0.35 g/t Au	0.5	
BMT1	MBDD437	27.00	27.78	0.78	0.120			
BMT1	MBDD437	29.15	30.00	0.85	0.170			
BMT1	MBDD437	41.00	41.50	0.50	0.570	0.50 m @ 0.57 g/t Au	0.3	
BMT1	MBDD437	43.06	44.03	0.97	0.170			
BMT1	MBDD437	46.10	47.25	1.15	0.600	1.15 m @ 0.60 g/t Au	0.7	
BMT1	MBDD437	79.00	80.00	1.00	**3.090**	**1.00 m @ 3.09 g/t Au**	**3.1**	**1.00 m @ 3.09 g/t Au**
BMT1	MBDD438	1.50	3.00	1.50	0.490	**2.34 m @ 1.78 g/t Au**	**4.2**	
BMT1	MBDD438	3.00	3.84	0.84	**4.090**			**0.84 m @ 4.09 g/t Au**
BMT1	MBDD438	4.50	6.00	1.50	0.330	2.50 m @ 0.28 g/t Au	0.7	
BMT1	MBDD438	6.00	7.00	1.00	0.210			
BMT1	MBDD438	7.00	8.50	1.50	0.160			
BMT1	MBDD438	10.50	12.00	1.50	0.190			
BMT1	MBDD438	18.00	19.50	1.50	0.110			
BMT1	MBDD438	19.50	21.00	1.50	0.240	2.57 m @ 0.29 g/t Au	0.7	
BMT1	MBDD438	21.00	22.07	1.07	0.360			
BMT1	MBDD438	25.21	26.00	0.79	0.460	0.79 m @ 0.46 g/t Au	0.4	
BMT1	MBDD438	26.00	27.00	1.00	0.160			
BMT1	MBDD438	27.00	28.00	1.00	0.110			
BMT1	MBDD438	29.50	31.00	1.50	0.130			
BMT1	MBDD438	33.35	34.00	0.65	0.170			

Deposit	Hole ID	From	To	Interval	Au (ppm)	Sig Int > 0.2 g/t Au	m*g/t Au (gpm)	Sig Int >1 g/t Au
BMT1	MBDD438	40.50	41.50	1.00	0.200	1.00 m @ 0.20 g/t Au	0.2	
BMT1	MBDD438	43.56	44.50	0.94	**2.660**	**0.94 m @ 2.66 g/t Au**	**2.5**	**0.94 m @ 2.66 g/t Au**
BMT1	MBDD438	49.95	51.00	1.05	0.140			
BMT1	MBDD438	68.00	69.00	1.00	0.720	1.00 m @ 0.72 g/t Au	0.7	
BMT1	MBDD438	95.00	96.00	1.00	0.220	1.00 m @ 0.22 g/t Au	0.2	
BMT1	MBDD440	12.00	13.00	1.00	0.210	1.00 m @ 0.21 g/t Au	0.2	
BMT1	MBDD440	33.00	34.50	1.50	0.670	1.50 m @ 0.67 g/t Au	1.0	
BMT1	MBDD440	45.00	46.00	1.00	0.100			
BMT1	MBDD440	78.00	79.00	1.00	0.160			
BMT1	MBDD440	91.00	92.00	1.00	0.150			
BMT1	MBDD440	95.60	96.50	0.90	0.200	5.20 m @ 0.47 g/t Au	2.5	
BMT1	MBDD440	96.50	97.00	0.50	0.360			
BMT1	MBDD440	97.00	97.50	0.50	0.740			
BMT1	MBDD440	97.50	98.00	0.50	0.600			
BMT1	MBDD440	98.00	98.50	0.50	**1.170**			**0.50 m @ 1.17 g/t Au**
BMT1	MBDD440	98.50	99.00	0.50	0.150			
BMT1	MBDD440	99.00	99.50	0.50	0.480			
BMT1	MBDD440	99.50	100.00	0.50	0.010			
BMT1	MBDD440	100.00	100.80	0.80	0.650			
BMT1	MBDD441	23.00	24.00	1.00	0.480	1.00 m @ 0.48 g/t Au	0.5	
BMT1	MBDD441	87.00	88.00	1.00	0.240	1.00 m @ 0.24 g/t Au	0.2	
BMT1	MBDD441	89.00	90.00	1.00	0.230	1.00 m @ 0.23 g/t Au	0.2	
BMT1	MBDD441	107.00	108.00	1.00	0.130			
BMT1	MBDD441	119.00	120.00	1.00	0.140			
BMT1	MBDD441	125.17	126.00	0.83	0.670	**5.83 m @ 1.00 g/t Au**	**5.8**	
BMT1	MBDD441	126.00	127.00	1.00	0.040			
BMT1	MBDD441	127.00	128.00	1.00	0.690			
BMT1	MBDD441	128.00	129.00	1.00	**2.680**			**1.58 m @ 2.56 g/t Au**
BMT1	MBDD441	129.00	129.58	0.58	**2.360**			
BMT1	MBDD441	129.58	131.00	1.42	0.330			
BMT1	MBDD441	131.00	132.00	1.00	0.160			
BMT1	MBDD441	133.00	134.00	1.00	0.140			
BMT1	MBDD441	141.00	142.00	1.00	0.340	1.00 m @ 0.34 g/t Au	0.3	
BMT1	MBDD443	0.00	0.64	0.64	0.280	0.64 m @ 0.28 g/t Au	0.2	
BMT1	MBDD443	2.68	3.90	1.22	0.100			
BMT1	MBDD443	14.11	15.00	0.89	0.280	0.89 m @ 0.28 g/t Au	0.2	
BMT1	MBDD443	15.00	16.00	1.00	0.100			
BMT1	MBDD443	24.00	25.00	1.00	0.140			
BMT1	MBDD443	25.00	25.50	0.50	0.230	0.50 m @ 0.23 g/t Au	0.1	
BMT1	MBDD443	27.50	28.00	0.50	**8.200**	**0.50 m @ 8.20 g/t Au**	**4.1**	**0.50 m @ 8.20 g/t Au**
BMT1	MBDD443	41.42	42.00	0.58	0.490	0.58 m @ 0.49 g/t Au	0.3	
BMT1	MBDD443	43.50	44.00	0.50	0.260	0.50 m @ 0.26 g/t Au	0.1	
BMT1	MBDD443	48.00	49.00	1.00	0.140			
BMT1	MBDD443	50.44	51.00	0.56	0.110			
BMT1	MBDD443	61.50	62.13	0.63	0.200	0.63 m @ 0.20 g/t Au	0.1	
BMT1	MBDD443	72.00	73.00	1.00	0.300	2.00 m @ 0.34 g/t Au	0.7	
BMT1	MBDD443	73.00	74.00	1.00	0.370			
BMT1	MBDD443	85.00	86.00	1.00	0.160			
BMT1	MBDD443	95.10	96.00	0.90	0.130			
BMT1	MBDD443	105.00	106.00	1.00	0.190			
BMT1	MBDD443	115.00	116.00	1.00	0.290	1.85 m @ 0.49 g/t Au	0.9	
BMT1	MBDD443	116.00	116.85	0.85	0.730			
BMT1	MBDD443	116.85	118.09	1.24	0.100			
BMT1	MBDD443	118.09	119.00	0.91	0.140			
BMT1	MBDD443	119.00	120.00	1.00	0.100			
BMT1	MBDD443	128.00	129.00	1.00	0.140			
BMT1	MBDD443	129.00	130.00	1.00	0.100			
BMT1	MBDD448	153.00	153.65	0.65	0.117			

Deposit	Hole ID	From	To	Interval	Au (ppm)	Sig Int > 0.2 g/t Au	m*g/t Au (gpm)	Sig Int >1 g/t Au
BMT1	MBDD448	153.65	154.50	0.85	**6.539**	**1.75 m @ 3.30 g/t Au**	**5.8**	**0.85 m @ 6.54 g/t Au**
BMT1	MBDD448	154.50	155.40	0.90	0.240			
BMT1	MBDD448	161.00	161.80	0.80	0.107			
BMT1	MBDD448	204.00	205.00	1.00	0.116			
BMT1	MBDD448	205.00	206.00	1.00	0.109			
BMT1	MBDD448	207.00	207.75	0.75	0.267	0.75 m @ 0.27 g/t Au	0.2	
BMT1	MBDD448	207.75	209.00	1.25	0.113			
BMT1	MBDD448	214.00	215.00	1.00	0.190			
BMT1	MBDD448	215.00	216.00	1.00	0.157			
BMT1	MBDD448	226.00	227.00	1.00	0.169			
BMT1	MBDD448	250.00	251.00	1.00	**1.183**	3.00 m @ 0.61 g/t Au	1.8	**1.00 m @ 1.18 g/t Au**
BMT1	MBDD448	251.00	251.70	0.70	0.098			
BMT1	MBDD448	251.70	253.00	1.30	0.454			
BMT1	MBDD448	253.00	254.00	1.00	0.173			
BMT1	MBDD448	259.00	260.00	1.00	0.169			
BMT1	MBDD448	283.20	284.00	0.80	0.347	3.80 m @ 0.43 g/t Au	1.6	
BMT1	MBDD448	284.00	285.00	1.00	0.787			
BMT1	MBDD448	285.00	286.00	1.00	0.289			
BMT1	MBDD448	286.00	287.00	1.00	0.295			
BMT1	MBDD448	306.00	307.00	1.00	0.555	**12.00 m @ 0.53 g/t Au**	**6.3**	
BMT1	MBDD448	307.00	308.00	1.00	0.008			
BMT1	MBDD448	308.00	309.00	1.00	0.611			
BMT1	MBDD448	309.00	310.00	1.00	0.140			
BMT1	MBDD448	310.00	311.00	1.00	0.328			
BMT1	MBDD448	311.00	312.00	1.00	0.072			
BMT1	MBDD448	312.00	313.00	1.00	0.102			
BMT1	MBDD448	313.00	314.00	1.00	**1.771**			**4.00 m @ 1.06 g/t Au**
BMT1	MBDD448	314.00	315.00	1.00	0.747			
BMT1	MBDD448	315.00	316.00	1.00	0.525			
BMT1	MBDD448	316.00	317.00	1.00	**1.193**			
BMT1	MBDD448	317.00	318.00	1.00	0.259			
BMT1	MBDD449	0.00	0.50	0.50	**1.025**	1.50 m @ 0.56 g/t Au	0.8	**0.50 m @ 1.02 g/t Au**
BMT1	MBDD449	0.50	1.50	1.00	0.331			
BMT1	MBDD449	8.13	8.63	0.50	0.237	0.50 m @ 0.24 g/t Au	0.1	
BMT1	MBDD449	10.00	11.00	1.00	0.105			
BMT1	MBDD449	11.00	12.50	1.50	0.110			
BMT1	MBDD449	24.00	25.50	1.50	0.864	4.50 m @ 0.37 g/t Au	1.7	
BMT1	MBDD449	25.50	26.00	0.50	0.077			
BMT1	MBDD449	26.00	27.00	1.00	0.038			
BMT1	MBDD449	27.00	28.50	1.50	0.209			
BMT1	MBDD449	31.50	33.00	1.50	0.103			
BMT1	MBDD449	95.00	96.00	1.00	**2.399**	1.00 m @ 2.40 g/t Au	2.4	**1.00 m @ 2.40 g/t Au**
BMT1	MBDD451	0.00	0.62	0.62	0.145			
BMT1	MBDD451	87.00	88.19	1.19	0.641	**2.00 m @ 8.06 g/t Au**	**16.1**	
BMT1	MBDD451	88.19	89.00	0.81	**18.955**			**0.81 m @ 18.95 g/t Au**
BMT1	MBDD451	89.00	90.00	1.00	0.114			
BMT1	MBDD451	100.00	101.00	1.00	0.113			
BMT1	MBDD451	113.00	114.00	1.00	0.962	1.00 m @ 0.96 g/t Au	1.0	
BMT1	MBDD451	118.53	120.00	1.47	0.400	1.47 m @ 0.40 g/t Au	0.6	
BMT1	MBDD451	160.00	161.00	1.00	0.187			
BMT1	MBDD451	161.00	162.00	1.00	0.109			
BMT1	MBDD451	162.00	163.00	1.00	0.557	1.00 m @ 0.56 g/t Au	0.6	
BMT1	MBDD451	163.00	164.00	1.00	0.114			
BMT1	MBDD451	172.00	172.83	0.83	0.205	0.83 m @ 0.20 g/t Au	0.2	
BMT1	MBDD452	0	127.00			NSI		
BMT1	MBDD453	15.00	16.50	1.50	**1.469**	1.50 m @ 1.47 g/t Au	2.2	**1.50 m @ 1.47 g/t Au**
BMT1	MBDD453	17.85	18.35	0.50	0.180			
BMT1	MBDD453	27.70	28.50	0.80	0.129			

Deposit	Hole ID	From	To	Interval	Au (ppm)	Sig Int > 0.2 g/t Au	m*g/t Au (gpm)	Sig Int >1 g/t Au
BMT1	MBDD453	63.00	64.50	1.50	0.567	1.50 m @ 0.57 g/t Au	0.9	
BMT1	MBDD453	65.00	66.12	1.12	0.147			
BMT1	MBDD454	2.50	3.50	1.00	0.146			
BMT1	MBDD454	5.00	6.00	1.00	0.120			
BMT1	MBDD454	6.00	7.00	1.00	0.154			
BMT1	MBDD454	10.21	11.00	0.79	0.189			
BMT1	MBDD454	12.00	13.00	1.00	0.117			
BMT1	MBDD454	16.05	17.35	1.30	0.128			
BMT1	MBDD454	17.35	18.00	0.65	0.150			
BMT1	MBDD454	18.00	18.90	0.90	0.176			
BMT1	MBDD454	44.00	45.30	1.30	0.105			
BMT1	MBDD454	45.30	46.00	0.70	0.634	1.50 m @ 0.80 g/t Au	1.2	
BMT1	MBDD454	46.00	46.80	0.80	0.953			
BMT1	MBDD455	32.00	33.50	1.50	0.117			
BMT1	MBDD456	0.00	0.83	0.83	0.118			
BMT1	MBDD456	160.00	160.63	0.63	0.101			
BMT1	MBDD456	160.63	161.30	0.67	**27.205**	**3.67 m @ 5.61 g/t Au**	**20.6**	**1.37 m @ 14.41 g/t Au**
BMT1	MBDD456	161.30	162.00	0.70	**2.160**			
BMT1	MBDD456	162.00	163.00	1.00	0.221			
BMT1	MBDD456	163.00	164.30	1.30	0.472			
BMT1	MBDD456	183.00	184.00	1.00	0.229	1.00 m @ 0.23 g/t Au	0.2	
BMT1	MBDD456	184.00	185.00	1.00	0.132			
BMT1	MBDD456	188.00	189.00	1.00	0.105			
BMT1	MBDD456	195.00	196.00	1.00	0.588	1.00 m @ 0.59 g/t Au	0.6	
BMT1	MBDD456	199.00	200.00	1.00	0.200	1.00 m @ 0.20 g/t Au	0.2	
BMT1	MBDD456	207.00	208.00	1.00	0.122			
BMT1	MBDD456	208.50	209.00	0.50	0.627	0.50 m @ 0.63 g/t Au	0.3	
BMT1	MBDD456	210.00	210.50	0.50	0.172			
BMT1	MBDD456	216.00	217.00	1.00	0.111			
BMT1	MBDD456	217.00	218.00	1.00	0.120			
BMT1	MBDD456	219.24	220.00	0.76	0.150			
BMT1	MBDD456	220.00	221.00	1.00	0.202	1.00 m @ 0.20 g/t Au	0.2	
BMT1	MBDD456	221.00	222.00	1.00	0.159			
BMT1	MBDD456	227.00	228.00	1.00	0.116			
BMT1	MBDD457	0.00	0.50	0.50	0.121			
BMT1	MBDD457	4.00	4.97	0.97	0.102			
BMT1	MBDD457	67.50	68.24	0.74	0.116			
BMT1	MBDD457	115.00	115.90	0.90	0.135			
BMT1	MBDD457	115.90	117.00	1.10	**1.781**	1.10 m @ 1.78 g/t Au	2.0	**1.10 m @ 1.78 g/t Au**
BMT1	MBDD457	121.00	122.00	1.00	0.913	1.00 m @ 0.91 g/t Au	0.9	
BMT1	MBDD457	129.00	129.70	0.70	0.261	0.70 m @ 0.26 g/t Au	0.2	
BMT1	MBDD458	12.00	13.50	1.50	0.151			
BMT1	MBDD458	13.50	14.00	0.50	**9.853**	**0.50 m @ 9.85 g/t Au**	**4.9**	**0.50 m @ 9.85 g/t Au**
BMT1	MBDD458	15.00	16.50	1.50	0.144			
BMT1	MBDD458	99.00	100.00	1.00	**1.738**	3.72 m @ 0.65 g/t Au	2.4	**1.00 m @ 1.74 g/t Au**
BMT1	MBDD458	100.00	100.65	0.65	0.048			
BMT1	MBDD458	100.65	102.00	1.35	0.031			
BMT1	MBDD458	102.00	102.72	0.72	0.862			
BMT1	MBDD458	110.00	110.73	0.73	0.125			
BMT1	MBDD459	87.00	88.00	1.00	0.106			
BMT1	MBDD460	4.50	5.00	0.50	0.370	**4.50 m @ 1.05 g/t Au**	**4.7**	
BMT1	MBDD460	5.00	6.00	1.00	0.355			
BMT1	MBDD460	6.00	7.50	1.50	0.327			
BMT1	MBDD460	7.50	9.00	1.50	**2.473**			**1.50 m @ 2.47 g/t Au**
BMT1	MBDD460	9.00	9.53	0.53	0.158			
BMT1	MBDD460	10.50	12.00	1.50	**1.722**	**2.19 m @ 1.60 g/t Au**	**3.5**	**2.19 m @ 1.60 g/t Au**
BMT1	MBDD460	12.00	12.69	0.69	**1.336**			
BMT1	MBDD460	13.50	15.00	1.50	0.507	2.50 m @ 0.46 g/t Au	1.1	

Deposit	Hole ID	From	To	Interval	Au (ppm)	Sig Int > 0.2 g/t Au	m*g/t Au (gpm)	Sig Int >1 g/t Au
BMT1	MBDD460	15.00	16.00	1.00	0.382			
BMT1	MBDD460	18.00	19.03	1.03	0.721	1.03 m @ 0.72 g/t Au	0.7	
BMT1	MBDD460	20.84	21.50	0.66	0.304	0.66 m @ 0.30 g/t Au	0.2	
BMT1	MBDD460	24.52	25.80	1.28	**1.046**	1.28 m @ 1.05 g/t Au	1.3	**1.28 m @ 1.05 g/t Au**
BMT1	MBDD460	28.36	29.00	0.64	**2.903**	**2.36 m @ 1.27 g/t Au**	**3.0**	**0.64 m @ 2.90 g/t Au**
BMT1	MBDD460	29.00	30.00	1.00	0.797			
BMT1	MBDD460	30.00	30.72	0.72	0.481			
BMT1	MBDD460	38.00	38.77	0.77	0.103			
BMT1	MBDD460	50.15	51.00	0.85	0.152			
BMT1	MBDD460	51.00	52.00	1.00	0.148			
BMT1	MBDD460	52.80	53.63	0.83	0.712	0.83 m @ 0.71 g/t Au	0.6	
BMT1	MBDD460	56.32	57.23	0.91	0.203	0.91 m @ 0.20 g/t Au	0.2	
BMT1	MBDD460	59.00	60.28	1.28	0.104			
BMT1	MBDD460	61.00	62.50	1.50	0.226	1.50 m @ 0.23 g/t Au	0.3	
BMT1	MBDD460	62.50	63.40	0.90	0.173			
BMT1	MBDD460	68.50	69.00	0.50	0.113			
BMT1	MBDD460	69.00	70.00	1.00	0.110			
BMT1	MBDD460	70.00	71.10	1.10	0.515	1.10 m @ 0.52 g/t Au	0.6	
BMT1	MBDD460	83.40	84.00	0.60	0.513	1.60 m @ 0.89 g/t Au	1.4	
BMT1	MBDD460	84.00	85.00	1.00	**1.114**			**1.00 m @ 1.11 g/t Au**
BMT1	MBDD460	90.75	92.00	1.25	0.119			
BMT1	MBDD460	95.00	96.00	1.00	0.194			
BMT1	MBDD460	96.00	96.89	0.89	**1.066**	0.89 m @ 1.07 g/t Au	0.9	**0.89 m @ 1.07 g/t Au**
BMT1	MBDD460	99.00	100.00	1.00	0.199			
BMT1	MBDD460	100.00	101.00	1.00	0.445	4.00 m @ 0.48 g/t Au	1.9	
BMT1	MBDD460	101.00	102.00	1.00	0.315			
BMT1	MBDD460	102.00	103.00	1.00	0.678			
BMT1	MBDD460	103.00	104.00	1.00	0.479			
BMT1	MBDD460	106.00	107.00	1.00	0.145			
BMT1	MBDD460	107.00	108.00	1.00	0.135			
BMT1	MBDD460	110.00	111.00	1.00	0.239	1.00 m @ 0.24 g/t Au	0.2	
BMT1	MBDD460	114.00	115.30	1.30	0.135			

For personal use only

For personal use only

About Aurum

Aurum Resources (ASX:AUE) is an Australian based gold exploration company focused on discovery and development of major gold projects in Côte d'Ivoire, West Africa. Aurum has 4.38 Moz gold resources coming from two gold projects, the 3.22 Moz Boundiali Gold Project and the 1.16 Moz Napié Gold Project. Aurum has 16 diamond drill rigs allowing it to explore faster and more cost effectively than its peers.

Group Mineral Resources and Reserves

The Mineral Resources and Ore Reserves are reported in accordance with the 2012 Edition of the Australasian Code for Reporting of Exploration Results, Mineral Resources and Ore Reserves (JORC Code). The Mineral Resources are inclusive of the Ore Reserves. All figures are reported on a dry mass basis at 100% equity interest. Rounding may cause minor computational discrepancies. Ore Reserves are not precise calculations.

Table 3: Group Mineral Resources Statement for contained gold based on drilling as at 30 April 2026 (figures may not add up due to appropriate rounding)

Mineral Resources			Indicated			Inferred			Total Resources		
Project	Type	Cut-off	Tonnes (Mt)	Gold grade (g/t)	Gold (Moz)	Tonnes (Mt)	Gold grade (g/t)	Gold (Moz)	Tonnes (Mt)	Gold grade (g/t)	Gold (Moz)
Boundiali	Oxide	0.4 g/t Au above 300m depth and 1.5 g/t below 300m depth	3.1	0.9	0.09	2.3	0.8	0.06	**5.4**	**0.9**	**0.15**
	Transition		3.3	0.9	0.10	2.0	0.8	0.05	**5.1**	**0.9**	**0.15**
	Fresh		48.2	1.0	1.51	48.7	0.9	1.41	**96.9**	**0.9**	**2.92**
	Total		**54.5**	**1.0**	**1.70**	**52.9**	**0.9**	**1.52**	**107.5**	**1.0**	**3.22**
Napié	Oxide	0.3 g/t Au above 300m depth and 1.0 g/t below 300m depth	1.0	1.4	0.04	0.9	1.0	0.03	1.9	1.2	0.07
	Transition		0.8	1.2	0.03	1.3	0.9	0.04	2.1	1.0	0.07
	Fresh		7.1	1.2	0.27	19.0	1.2	0.74	26.1	1.2	1.01
	Total		**8.9**	**1.2**	**0.35**	**21.2**	**1.2**	**0.82**	**30.0**	**1.2**	**1.16**
Total			**63.4**	**1.0**	**2.05**	**74.1**	**1.0**	**2.34**	**137.5**	**1.0**	**4.38**

Table 4: Group Ore Reserve Statement as at 30 April 2026 (figures may not add up due to appropriate rounding)

	Proved			Probable			Total		
Mining Area	Quantity Mt	Au g/t	Au koz	Quantity Mt	Au g/t	Au koz	Quantity Mt	Au g/t	Au koz
BDT1	—	—	—	10.3	1.0	323	10.3	1.0	323
BDT2	—	—	—	17.5	0.6	354	17.5	0.6	354
BMT3	—	—	—	8.8	1.4	383	8.8	1.4	383
BST	—	—	—	5.5	0.8	145	5.5	0.8	145
TOTAL	—	—	—	**42.1**	**0.9**	**1,210**	**42.1**	**0.9**	**1,210**

For personal use only

Boundiali Gold Project (3.22 Moz)

The flagship Boundiali Gold Project is comprised of seven neighbouring exploration tenements and is located within the same greenstone belt as Resolute's large Syama (11.5Moz) gold mine and Perseus' Sissingué (1.4 Moz) gold mine to the north and Montage Gold's 6Moz Koné project located to the south. Atlantic Group's Tongon mine (5.0Moz) is located to the northeast:

BM gold project JV 80% interest - PR893 ("**BM**"), 400km^2

- Can earn 80-88% interest in future gold production company (Government receives 10% free carry from local partner):
  - 80% if local partner contributes 11% capex
  - 85% if local partner does not contribute capex – they go to 5% free carry
  - 88% if local partner sells us 3% of their interest they go to 2% free carry.

BD gold project JV 80% interest - PR808 ("**BD**"), 260km^2

- Can earn 80-88% interest in future gold production company (Government receives 10% free carry from local partner):
  - 80% if local partner contributes 11% capex
  - 85% if local partner does not contribute capex – they go to 5% free carry
  - 88% if local partner sells us 3% of their interest they go to 2% free carry.

BST gold project 100% interest – Application No. 0781 ("**BST**") 100%, 167.34km^2

- *Application for mining exploitation licence was lodged with the Ministry of Mines, Petroleum and Energy in March 2025*
- 90% interest in future gold production company (Government receives 10% free carry from Aurum interest).

BN gold project JV - PR283 ("**BN**"), 208.87km^2

Aurum is earning interest through carrying out exploration to earn 70% interest in three stages:

- Stage 1: Aurum earns 35% interest by spending USD 1.2 million within 36 months of licence grant
- Stage 2: Aurum earns 51% interest by spending USD 2.5 million within 60 months of licence grant
- Stage 3: Aurum earns 70% interest upon completion of a pre-feasibility study on the tenement
- Diamond drilling conducted by Aurum will be valued at US$140 per meter for expenditure calculations
- Upon grant of a mining exploitation licence, the ownership structure will be: Aurum (70%), GNRR (20%), Ivorian Government (10%).

Encore JV Project

- Applications (No. 1740 and No. 1745) totalling nearly 320km^2 are strategically located between Aurum's existing **BD** and **BST** tenements and south of **BM**, offering growth potential for its Boundiali Gold Project.

- Staged earn-in agreement aligns expenditure with milestones for each permit area:
    - Path to 51% interest: 4,000m diamond drilling
    - Path to 80% interest: Additional 8,000m diamond drilling (total 12,000m) OR US$2.5 million nominal expenditure.

Major Star Plus Partnership Projects

- Exploration permit PR1069 (granted on 21/7/2026), 114.53km^2 , is strategically located on the immediate south and west of **BST** tenement, offering growth potential for its Boundiali Gold Project
- Application (No. 0793), 99.12km^2 , is strategically located on the immediate west of the Napié gold project, offering growth potential for its Napié Gold Project
- 35% project interest from the Company's ownership of 35% registered share capital of Major Star Plus Sarl.
    - Path to 51% interest in an exploration permit: Either USD1.5 million nominal expenditure or 7,000m diamond drilling.
    - Path to 80% interest in an exploration permit: Either USD3.0 million nominal expenditure or 15,000m diamond drilling
    - Path to 95% interest in an exploration permit: Completion of Pre-Feasibility Study
    - 85.5~87% interest in a future production mine.

Mako Gold Pty Ltd (1.16Moz)

Wholly owned subsidiary of Aurum and holds the following projects:

- 1.16Moz Napié Gold Project. 90% Mako and African American Investment Fund (AAIF) has a 10% interest in the Napié Project free carried to completion of a feasibility study
- Korhogo Project (100%), significant manganese discovery
- Brobo Project (100%), prospective for lithium/rare earths.

For personal use only

For personal use only

aurum resources

Section 1 of the JORC Code, 2012 Edition – Table 1

Sampling Techniques and Data

Criteria	JORC Code explanation	Commentary
Sampling techniques	• *Nature and quality of sampling (e.g. cut channels, random chips, or specific specialised industry standard measurement tools appropriate to the minerals under investigation, such as down hole gamma sondes, or handheld XRF instruments, etc). These examples should not be taken as limiting the broad meaning of sampling.* • *Include reference to measures taken to ensure sample representivity and the appropriate calibration of any measurement tools or systems used.* • *Aspects of the determination of mineralisation that are Material to the Public Report. In cases where 'industry standard' work has been done this would be relatively simple (eg 'reverse circulation drilling was used to obtain 1 m samples from which 3 kg was pulverised to produce a 30 g charge for fire assay'). In other cases, more explanation may be required, such as where there is coarse gold that has inherent sampling problems. Unusual commodities or mineralisation types (eg submarine nodules) may warrant disclosure of detailed information.*	• *Samples were collected using diamond drilling techniques generally angled at -50° to -70° on an azimuth designed to optimally intersect the mineralised zones.* • *Diamond core was logged both for geological and mineralised structures as noted above. The core was then cut in half using a diamond brick cutting saw on 1m intervals. Typically, the core was sampled to geological intervals as defined by the geologist within the sample intervals utilised. The right-hand side of the core was always submitted for analysis with the left side being stored in trays on site.* • *Sampling and QAQC procedures were carried out to industry standards.* • *Sample preparation and assay was completed by independent international accredited laboratory MSALABS. Following cutting or splitting, the samples were bagged by the Client employees and then sent to the laboratory for preparation. These samples were subsequently sent to MSALABS at Yamoussoukro for analysis via 500g Photon Assay.*
• ***Drilling techniques***	• *Drill type (eg core, reverse circulation, open-hole hammer, rotary air blast, auger, Bangka, sonic, etc) and details (eg core diameter, triple or standard tube, depth of diamond tails, face-sampling bit or other type, whether core is oriented and if so, by what method, etc).*	• *Diamond drilling carried out with mostly NTW and some HQ sized equipment. PQ-size rods and casing were used at the top the holes to stabilise the collars although no samples were taken from the PQ size core.*
• ***Drill sample recovery***	• *Method of recording and assessing core and chip sample recoveries and results assessed.* • *Measures taken to maximise sample recovery and ensure representative nature of the samples.* • *Whether a relationship exists between sample recovery and grade and whether sample bias may have occurred due to preferential loss/gain of fine/coarse material.*	• *Diamond drilling core recoveries ranged between 85% and 100% for all holes with no significant issues noted.*
• ***Logging***	• *Whether core and chip samples have been geologically and geotechnically logged to a level of detail to support appropriate Mineral Resource*	• *All holes were field logged by company geologists. Lithological, alteration and mineralogical nomenclature of the deposit as well as sulphide content*

For personal use only

Criteria	JORC Code explanation	Commentary
	estimation, mining studies and metallurgical studies. • *Whether logging is qualitative or quantitative in nature. Core (or costean, channel, etc) photography.* • *The total length and percentage of the relevant intersections logged.*	*were recorded. Metallurgical, Geotechnical and structural data has been recorded* • *Photography and recovery measurements were carried out by assistants under a geologist's supervision.* • *All drill holes were logged in full.* • *Logging was qualitative and quantitative in nature.*
• ***Sub-sampling techniques and sample preparation***	• *If core, whether cut or sawn and whether quarter, half or all core taken.* • *If non-core, whether riffled, tube sampled, rotary split, etc and whether sampled wet or dry.* • *For all sample types, the nature, quality and appropriateness of the sample preparation technique.* • *Quality control procedures adopted for all sub-sampling stages to maximise representivity of samples.* • *Measures taken to ensure that the sampling is representative of the in-situ material collected, including for instance results for field duplicate/second-half sampling.* • *Whether sample sizes are appropriate to the grain size of the material being sampled.*	• *NTW core cut in half using a core saw. Typically, the core was sampled to major geological intervals as defined by the geologist within the sample intervals utilised. All samples were collected from the same side of the core.* • *Sample sizes are considered appropriate to correctly represent the moderately nuggetty gold mineralisation based on: the style of mineralisation, the thickness and consistency of the intersections, the sampling methodology and assay value ranges for Au.* • *The entire sample was crushed to 70% passing 2mm.* • *Crushed sample was split to produce 500g sample for analysis and the remaining reject kept for checks.* • *Field QC procedures involved the use of 2 types of certified reference materials (1 in 20) which is certified by Geostats Ltd,* • *Primary DD duplicate: Generated by cutting the remaining half core into a ¼ and sampled.* • *Coarse blank samples: Inserted 1 in every 20 samples* • *Laboratory Internal Duplicates and Standards* • *Sample sizes are considered appropriate to correctly represent the moderately nuggetty gold mineralisation based on: the style of mineralisation, the thickness and consistency of the intersections, the sampling methodology and assay value ranges for gold*
• ***Quality of assay data and laboratory tests***	• *The nature, quality and appropriateness of the assaying and laboratory procedures used and whether the technique is considered partial or total.*	• *The analytical technique used is Chrysos™ PhotonAssay methodology. This uses a high-energy X-ray source that is used to irradiate large mineral samples, typically about 500g*

For personal use only

Criteria	JORC Code explanation	Commentary
	• *For geophysical tools, spectrometers, handheld XRF instruments, etc, the parameters used in determining the analysis including instrument make and model, reading times, calibrations factors applied and their derivation, etc.* • *Nature of quality control procedures adopted (eg standards, blanks, duplicates, external laboratory checks) and whether acceptable levels of accuracy (i.e. lack of bias) and precision have been established.*	*compared to the 50g of the fire assay. The X-rays induce short-lived changes in the structure of any gold nuclei present. As the excited gold nuclei return to their ground state, they emit a characteristic gamma-ray signature, the intensity of which is directly proportional to the concentration of gold. The penetrating nature of Chrysos™ PhotonAssay provides much higher energy than those used in conventional X-ray fluorescence (XRF), which provides a true bulk analysis of the entire sample. Samples are presented into a fully automatic process where samples are irradiated, measured, data collection and reporting.* • *No geophysical tools were used to determine any element concentrations used for this report.* • *Sample preparation checks for fineness were carried out by the laboratory as part of internal procedures to ensure the grind size was being attained. Laboratory QAQC includes the use of internal standards using certified reference material, and pulp replicates. No anomalous assays were noted in information provided to the Client.* • *The QAQC results confirm that acceptable levels of accuracy and precision have been established for the Classifications applied (exploration results only).*
• ***Verification of sampling and assaying***	• *The verification of significant intersections by either independent or alternative company personnel.* • *The use of twinned holes.* • *Documentation of primary data, data entry procedures, data verification, data storage (physical and electronic) protocols.* • *Discuss any adjustment to assay data.*	• *NA* • *No holes have been twinned* • *No adjustment to assay data* • *Logging records were mostly registered in physical format and were input into a digital format. The core photographs, collar coordinates and down the hole surveys were received in digital format.* • *Assay values that were below detection limit were adjusted to equal half of the detection limit value. Un-sampled intervals were assumed to have no mineralisation and they were therefore set to blank in the database, however these are minimal.*
• ***Location of data points***	• *Accuracy and quality of surveys used to locate drill holes (collar and down-hole surveys), trenches, mine workings and other locations used in Mineral*	• *DD collar positions were initially located using a handheld GPS with a location error of +/-3m.* • *The datum employed is WGS84, Zone*

For personal use only

Criteria	JORC Code explanation	Commentary
	Resource estimation. • *Specification of the grid system used.* • *Quality and adequacy of topographic control.*	*29* • *All drill hole locations are then surveyed utilising the differential GPS methods by both company and third-party surveyors.* • *DGPS system utilised is typically within a 10 cm accuracy range which is suitable for the classification applied.*
• ***Data spacing and distribution***	• *Data spacing for reporting of Exploration Results.* • *Whether the data spacing and distribution is sufficient to establish the degree of geological and grade continuity appropriate for the Mineral Resource and Ore Reserve estimation procedure(s) and classifications applied.* • *Whether sample compositing has been applied.*	• *Drillholes were completed on variable line spacings (from 100m to 50m) and orientations.* • *The drill hole spacing and distribution is considered sufficient to establish the degree of continuity appropriate for the Inferred Mineral Resource estimation procedures.* • *The samples were not composited prior to assay.*
• ***Orientation of data in relation to geological structure***	• *Whether the orientation of sampling achieves unbiased sampling of possible structures and the extent to which this is known, considering the deposit type.* • *If the relationship between the drilling orientation and the orientation of key mineralised structures is considered to have introduced a sampling bias, this should be assessed and reported if material.*	• *Drill holes were drilled approximately at right angles to the anticipated strike of the target geochemical anomaly and orthogonal to the interpreted mineralisation orientation.*
• ***Sample security***	• *The measures taken to ensure sample security.*	• *Chain of custody is managed by the Client's senior site geologists and geotechnicians. Samples are stored in a core shed at site and samples were delivered to the laboratory by client geologists. Client employees have no further involvement in the preparation or analysis of the samples.*
• ***Audits or reviews***	• *The results of any audits or reviews of sampling techniques and data.*	• *Detailed reviews of sampling techniques were carried out on the site visit by RPM in October 2024 and follow up visit in March 2025.*

•

For personal use only

- *Section 2 of the JORC Code, 2012 Edition – Table 1*

• Criteria	• JORC Code explanation	• Commentary
• **Mineral tenement and land tenure status**	• *Type, reference name/number, location and ownership including agreements or material issues with third parties such as joint ventures, partnerships, overriding royalties, native title interests, historical sites, wilderness or national park and environmental settings.* • *The security of the tenure held at the time of reporting along with any known impediments to obtaining a license to operate in the area.*	• *Exploration results are from the Boundiali project area* • *PR893 (BM),400km2, holder Minex West Africa, of which Aurum has earnt 80% interest and can earn up to 88% in a mining licence through its fully owned subsidiary Plusor Global Pty Ltd ("Plusor"). Boundiali DS tenement PR808 ("BD"), 260km2, holder DS Resources Joint Venture Company, of which Aurum is 80% share capital owner through its fully owned subsidiary Plusor. BST mining licence application of which Aurum is 100% owner.* • *There are no impediments to working in the area.*
• **Exploration done by other parties**	• *Acknowledgment and appraisal of exploration by other parties.*	• *The exploration results reported in this announcement are from work undertaken by PlusOr a wholly owned subsidiary of Aurum Resources Limited* • *The license area is known as a prospective region for gold and recent artisanal workings revealed the presence of primary gold mineralisation in artisanal pits and small-scale underground mining.*
• **Geology**	• *Deposit type, geological setting and style of mineralisation.*	• *The Boundiali Deposits are located within the Proterozoic Birimian rocks of the Man shield. It is situated on, 100km west of Korhogo in the northern part of the Côte d'Ivoire. They are located in the Bagoué-Syama shear zone within the sedimentary rock with minor associated intrusions of mafic dykes and late-stage granitoids. The various rock units trend NS to NNE similar to the regional metamorphic grade. The regional trend is NE to N.* • *The Boundiali deposits resemble typical shear zone deposits of the West African granite-greenstone terrane. The deposits themselves are associated with a major regional shear zone and are developed in a sandstone. Mineralisation may be spatially related to the emplacement of intrusives. The gold mineralisation is mesothermal in origin and occurs as free gold in quartz vein stockworks and zones of silicification, associated with pyrite and chalcopyrite. The gold*

For personal use only

• Criteria	• JORC Code explanation	• Commentary
		mineralisation is found in linear zones with the contacts showing evidence of shearing. Free gold is frequently observed. Alteration is weak to strong depending on the development of the system typically being sericite. • Two types of deformation are present in the drill cores: ductile deformation and brittle deformation. The gold mineralisation is related to deformed sandstone and graywacke, in shear zones, with sulphides (mainly pyrite and minor chalcopyrite) associated with visible gold. Alteration is characterized by chlorite, sericite, calcite, secondary quartz and disseminated pyrite. This assemblage is well developed in schistose, foliated rocks with presence of quartz veins or veinlets.
• **Drill hole information**	• A summary of all information material to the under-standing of the exploration results including a tabulation of the following information for all Material drill holes: • easting and northing of the drill hole collar • elevation or RL (Reduced Level – elevation above sea level in metres) of the drill hole collar • dip and azimuth of the hole • down hole length and interception depth • hole length • If the exclusion of this information is justified on the basis that the information is not Material and this exclusion does not detract from the understanding of the report, the Competent Person should clearly explain why this is the case.	• Complete drill hole data has been provided. • Drill hole collar locations are shown in figures in main body of announcement.
• **Data aggregation methods**	• In reporting Exploration Results, weighting averaging techniques, maximum and/or minimum grade truncations (e.g. cutting of high grades) and cut-off grades are usually Material and should be stated. • Where aggregate intercepts incorporate short lengths of high-grade results and longer lengths of low-grade results, the procedure used for such aggregation should be stated and some typical examples of such aggregations should be shown in detail.	• Assay Intervals are shown in detail. Drilling intervals are predominantly 1m. • Metal equivalent values are not being reported.

For personal use only

• Criteria	• JORC Code explanation	• Commentary
	• *The assumptions used for any reporting of metal equivalent values should be clearly stated.*	
• ***Relationship between mineralisation widths and intercept lengths***	• *These relationships are particularly important in the reporting of Exploration Results.* • *If the geometry of the mineralisation with respect to the drill hole angle is known, its nature should be reported.* • *If it is not known and only the down hole lengths are reported, there should be a clear statement to this effect (e.g. 'down hole length, true width not known').*	• *True widths are estimated at approximately 60–85% of reported downhole, based on the interpreted geometry of the mineralised zones.* • *The holes were drilled to test a steeply east/west dipping foliation in the limited rock exposures seen in the area. The mineralisation lies within what has been interpreted to be a ductile shear zone which would suggest that mineralisation should lie parallel to foliation.*
• ***Diagrams***	• *Appropriate maps and sections (with scales) and tabulations of intercepts should be included for any significant discovery being reported. These should include but not be limited to a plan view of drill hole collar locations and appropriate sectional views.*	• *Appropriate diagrams relevant to material results are shown in the body of this announcement.*
• ***Balanced Reporting***	• *Accuracy and quality of surveys used to locate drill holes (collar and down-hole surveys), trenches, mine workings and other locations used in Mineral Resource estimation.* • *Where comprehensive reporting of all Exploration Results is not practicable, representative reporting of both low and high grades and/or widths should be practiced to avoid misleading reporting of Exploration Results.*	• *All drill hole and trench collar locations were initially surveyed utilising handheld GPS methods. Exploration results only being reported.* • *Drilling teams utilised the Reflex EZ-shot instrument to measure deviations in azimuth and inclination angles for all holes. The first measurement is taken at 6 m depth, and then at approximately every 30m depth interval and at the end of the hole being reported.*
• ***Other substantive exploration data***	• *Other exploration data, if meaningful and material, should be reported including (but not limited to): geological observations; geophysical survey results; geochemical survey results; bulk samples - size and method of treatment; metallurgical test results; bulk density, groundwater, geotechnical and rock characteristics; potential deleterious or contaminating substances.*	• *All relevant exploration data is either reported in this announcement or has been reported previously by Aurum, Randgold or Predictive Discovery and is referred to in the announcement.*
• ***Further work***	• *The nature and scale of planned further work (e.g. tests for lateral extensions or depth extensions or large- scale step-out drilling).* • *Diagrams clearly highlighting the areas of possible extensions, including the main geological interpretations and future drilling*	• *The Company intends to continue exploration on the project and this work will include auger, aircore, RC and diamond core drilling, along with further geophysical surveys and geochemical sampling programs.* • *Diagrams included in body of report as deemed appropriate by competent*

Criteria	JORC Code explanation	Commentary
	areas, provided this information is not commercially sensitive.	person

For personal use only