For personal use only

25 September 2026

Aurum extends gold mineralisation at BST1 ahead of Boundiali MRE update

Aurum Resources (**ASX: AUE**, "**Aurum**" or "**the Company**") is pleased to announce the latest gold intercepts from an ongoing and expanded 150,000m diamond drilling program at its 3.22Moz Boundiali Gold Project[1] in Côte d'Ivoire. Aurum has received assay results from 22 diamond drill (DD) holes totalling 6,172.80m, completed as a mix of infill, step-out and extensional drilling at the **BST1** deposit located on the **BST** tenement (100% interest).

Key drill intercepts from the latest drilling include[2]:

BST1 (22Mt @ 0.8 g/t Au for 570koz)[1]

- **2.63m @ 76.74 g/t Au** from 195.20m inc **1.30m @ 155.00 g/t Au** (BSDD0137)
- **24m @ 6.31 g/t Au** from 108m inc **7m @ 19.25 g/t Au** (BSDD0143)
- **1.43m @ 53.54 g/t Au** from 74m (BSDD0134)
- **9.50m @ 7.59 g/t Au** from 168.50m inc **2.85m @ 21.12 g/t Au** (BSDD0135)
- **5m @ 13.19 g/t Au** from 195m inc **1.64m @ 39.20 g/t Au** (BSDD0135)
- **1m @ 45.25 g/t Au** from 121m (BSDD0126A)
- **0.65m @ 61.29 g/t Au** from 101.35m (BSDD0132)
- **8.50m @ 3.94 g/t Au** from 269m inc **3.50m @ 6.52 g/t Au** (BSDD0123)
- **1m @ 32.53 g/t Au** from 124m (BSDD0144)
- **3m @ 9.89 g/t Au** from 181m inc **0.60m @ 47.94 g/t Au** (BSDD0130).

Highlights:

- **Resource growth potential:** Drilling confirms gold mineralisation outside the current MRE at **BST1**; gold system remains open.
- **180,000m drilling planned for CY2026:** 16 Aurum-owned diamond drill rigs operating to drive resource growth both at **Boundiali** (targeting 150,000m (up 50%) for CY2026) and **Napié** (30,000m drilling to start Q4 CY2026).
- **Next Boundiali MRE update** is targeted for early Q4 CY2026 (drilling cut-off end September 2026).
- **Boundiali Definitive Feasibility Study** (DFS) expected late CY2026.
- Aurum has **4.4Moz gold combined group resources** including flagship **3.22Moz Boundiali Gold Project** and **1.16Moz Napié Gold Project**[3].
- **Well funded**: Following completion of the recent placement[4], Aurum expects to have a cash balance of over A$95 million.

Aurum's Managing Director Dr Caigen Wang said: *"These 22 DD holes (6,172.80m) from drilling at the **BST1** deposit are part of our expanded 150,000m Boundiali drilling program for 2026. We have again intersected shallow high-grade gold, including **1.30m @ 155 g/t Au** from 192.5m (BSDD0137), as well as broader zones such as **24m @ 6.31 g/t Au** from 108m (BSDD0143). We are encouraged that our drilling at **BST1** is on track to materially increase the Indicated Resource (currently 6.9Mt @ 0.9 g/t Au for 190koz) in Boundiali's next MRE update, expected early in the December quarter. The updated MRE will then feed into a Boundiali DFS due late this year.*

"With our recent $52.5 million placement, Aurum expects to have a cash balance of A$95 million. Using this cash and our own diamond rig fleet places us in a strong position to advance drilling, studies and permitting concurrently at Boundiali. We received environmental approval in May and delivered the PFS and Maiden Ore Reserve in June. Our focus

[1] "Boundiali 3.22 Moz gold - Indicated up 24% to 1.70 Moz" released to the Australian Securities Exchange on 14 May 2026 and available to view on www.asx.com.au
[2] Refer to tables accompanying this report for collar location information and assay results for the new drilling
[3] "Napie Grows to 1.2Moz Au and Aurum reaches 4.2Moz Au" released to the Australian Securities Exchange on 10 April 2026 and available to view on www.asx.com.au
[4] "A$52.5m firm commitments to accelerate Boundiali development" released to the Australian Securities Exchange on 23 September 2026 and available to view on www.asx.com.au

For personal use only

now is grant of the Mining Licences and completion of the DFS, with the goal of finalising funding and starting construction in early 2027, targeting first gold in the first half of 2028.

"Boundiali continues to grow in both scale and confidence, and today's results reinforce that trajectory. We look forward to reporting further progress on Boundiali exploration and development through the remainder of 2026 and into 2027."

New drilling at BST1 – Boundiali Gold Project[5]

Aurum has received assay results[6] for 22 diamond drill (DD) holes, totalling 6,172.80m, from the **BST1** deposit on the **BST** tenement (100% interest). The holes were a mix of infill, step-out and extensional drilling and were designed to:

- Test the limits of known mineralisation along strike and at depth;
- Drill previously unclassified mineralisation to a spacing sufficient for Inferred classification; and
- Upgrade Inferred Mineral Resources to Indicated.

Drilling intersected gold mineralisation outside the current Mineral Resource, and most holes returned multiple mineralised zones downhole. The holes form part of the ongoing and expanded 150,000m (up 50%) Boundiali drilling program for CY2026, which aims to grow the Mineral Resource and increase its confidence. At the time of writing, more than 120,000m of diamond core had been drilled at Boundiali in CY2026 (based on drill logs), including more than 36,000m on the **BST** tenement. Aurum has completed more than 290,000m of diamond drilling at Boundiali.

Results will be assessed for inclusion in the next Boundiali Mineral Resource Estimate (MRE). Drilling for that MRE update closes at the end of September 2026, and the update is targeted for early Q4 CY2026.

Drill collar locations and all assay results[7] for the new drilling at **BST1** are provided in Table 1 and Table 2. Project location and details are shown in Figure 2 to Figure 4. A detailed plan showing the latest assay results is presented in Figure 1, a long section in Figure 5 and Figure 6 is a representative cross section.

Significant intercepts include (full results in Table 2):

BST1

- **2.63m @ 76.74 g/t Au** from 195.20m inc **1.30m @ 155.00 g/t Au** (BSDD0137)
- **24m @ 6.31 g/t Au** from 108m inc **7m @ 19.25 g/t Au** (BSDD0143)
- **1.43m @ 53.54 g/t Au** from 74m (BSDD0134)
- **9.50m @ 7.59 g/t Au** from 168.50m inc **2.85m @ 21.12 g/t Au** (BSDD0135)
- **5m @ 13.19 g/t Au** from 195m inc **1.64m @ 39.20 g/t Au** (BSDD0135)
- **1m @ 45.25 g/t Au** from 121m (BSDD0126A)
- **0.65m @ 61.29 g/t Au** from 101.35m (BSDD0132)
- **8.50m @ 3.94 g/t Au** from 269m inc **3.50m @ 6.52 g/t Au** (BSDD0123)
- **1m @ 32.53 g/t Au** from 124m (BSDD0144)
- **3m @ 9.89 g/t Au** from 181m inc **0.60m @ 47.94 g/t Au** (BSDD0130).

These new results are in addition to previous exploration drilling at **BST1** that returned[8]:

- **20m @ 10.45 g/t Au** from 38m (BRC0004S BIS)
- **30m @ 8.30 g/t Au** from 39m (NDC007)
- **28m @ 4.04 g/t Au** from 3m and **6m @ 3.29 g/t Au** from 47m (BRC003)
- **9m @ 7.90 g/t Au** from 99m (BRC006)
- **27m @ 2.42 g/t Au** from 27m (BRC175).

[5] Refer to About Aurum's Boundiali Gold Project
[6] Refer to Table 1 for collar information and Table 2 for full assay results for the new drilling
[7] All intercepts are reported as downhole lengths using a 0.2 g/t Au cut-off grade with up to 3m consecutive internal dilution and no top cut applied
[8] Predictive Discovery ASX announcements dated 23 June 2016, 25 July 2016, 8 August 2016, 17 May 2017, 29 May 2017, 5 Sep 2017, 27 May 2019 and Turaco Gold's ASX Announcements dated 12 November 2021, 17 June 2022

For personal use only

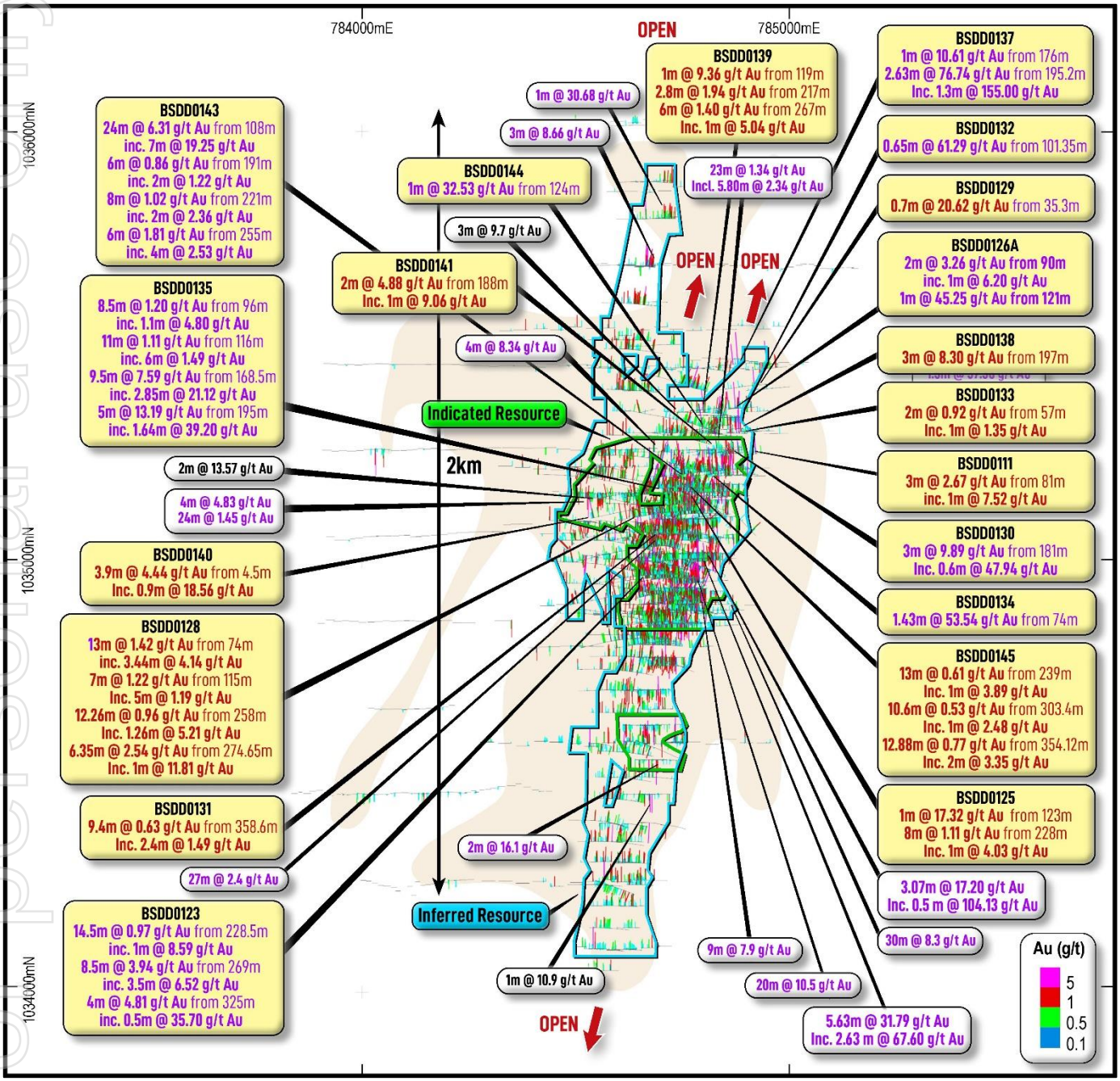

Figure 1: Plan view showing new drill results (yellow) for the BST1 deposit[9]

The **BST1** gold deposit, located 19km to the south of **BDT1** on the Nyangboue shear zone, is hosted in a sedimentary package comprising alternating sandstones and shales with minor intraformational conglomerates. Broad zones of lower grade disseminated mineralisation envelope higher grade zones, which are in some instances associated with quartz veining with visible gold. Extensive sulphide and carbonate alteration occurs with higher grade zones being

[9] Only showing selected new intercepts, full list of new intercepts included in assay results table

For personal use only

associated with structurally controlled zones of quartz veining. Oxidation extends to approximately 50m vertical depth; the sedimentary protolith is soft and friable.

Gold mineralisation at **BST1** remains open along strike and at depth. Results from these holes will feed the next major Boundiali Mineral Resource update, and follow-up drilling to test the gold mineralisation identified outside the current resource is being planned. Aurum's drill rigs continue to work on the **BM** and **BST** tenements.

To date, Aurum's drilling at Boundiali has only targeted the most obvious outcropping anomalies. Aurum believes there remains a high potential for blind discoveries, providing a clear pathway for continued resource growth in CY2026 and beyond.

Next Steps

Aurum will continue to use its strong balance sheet and self-owned drill rig fleet to drive multi-rig drilling activity throughout CY2026 focussed on rapid resource conversion, resource growth and economic de-risking.

1. Boundiali: Moving to Development

- **Drilling (150,000m):** 16 diamond rigs to test strike and depth extensions across **BD, BM, and BST** tenements.
- **Resource Update:** Next major MRE update is targeted for early Q4 CY2026 (drill cut-off end September 2026).
- **DFS Delivery:** Results from 2026 drilling will be incorporated in a **DFS** expected in late 2026.

2. Napié: Scaling the Resource

- **Resource Expansion:** A **30,000m diamond drilling** program planned to grow the 1.16Moz gold resource will commence in Q4 CY2026.
- **Drilling Efficiency**: Aurum is building an exploration camp close to the Napié gold deposits to reduce operating costs and improve access efficiency.

3. Regional Exploration & Discovery

- **Pipeline Generation:** Scout drilling is planned for the **BD, BM, and BST** tenements to test new targets identified via soil anomalies and geological mapping across the 75km of N-S mineralised corridor.
- **Early-Stage Growth:** Aurum is advancing its **Encore JV**[10] and **Major Star Plus**[11] partnership projects to identify new gold systems in the region.

This update has been authorised by the Board of Aurum Resources Limited.

ENDS

[10] ASX release dated 27 May 2025, Aurum secures strategic Joint Venture to expand Boundiali Gold Project, summarised in "About" section
[11] ASX release dated 1 September 2025, Aurum expands footprint of Boundiali and Napié Gold Projects, summarised in "About" section

For personal use only

FORWARD-LOOKING STATEMENTS

This release contains forward-looking statements about Aurum Resources Limited's exploration activities, drilling programs, Mineral Resource Estimates, Ore Reserves, the Pre-Feasibility Study (PFS), the Definitive Feasibility Study (DFS), permitting, project funding, development timelines and the timing of first gold production. Forward-looking statements are identified by words such as "target", "expect", "plan", "potential", "anticipate", "goal" and similar expressions. These statements reflect the Company's current expectations, estimates and assumptions as at the date of this release. They are subject to risks and uncertainties that could cause actual results to differ materially. Those risks include, exploration and drilling outcomes, uncertainty in resource and reserve estimation, gold price and currency movements, obtaining and maintaining regulatory, environmental and mining approvals, including grant of the Mining Licences, securing development funding, project execution and operational risks, sovereign and geopolitical risks associated with Côte d'Ivoire, broader economic and market conditions. The production target and Ore Reserve referred to in this release are based on the PFS (ASX:AUE, 11 June 2026). As set out in the Compliance Statement, the Company confirms that the material assumptions underpinning them continue to apply and have not materially changed. Those assumptions will be reviewed as part of the DFS, and outcomes may differ. Investors should not place undue reliance on forward-looking statements. Except as required by law or the ASX Listing Rules, the Company undertakes no obligation to update them.

COMPETENT PERSON'S STATEMENT

The information in this release that relates to Exploration Targets and Exploration Results is based on information compiled by Mr Mark Strizek, a Competent Person who is a Member of The Australasian Institute of Mining and Metallurgy. Mr Strizek has been a Non-Executive Director of the Company since 1 February 2024 and joined as an Executive Director on 1 June 2024. Mr Strizek holds shares in Aurum Resources Limited and holds options and performance rights that have been approved by shareholders of the Company. Mr Strizek has sufficient experience relevant to the style of mineralisation and type of deposit under consideration, and to the activity being undertaken, to qualify as a Competent Person as defined in the 2012 edition of the "Australasian Code for Reporting of Exploration Results, Mineral Resources and Ore Reserves". Mr Strizek consents to the inclusion in this announcement of the matters based on his information in the form and context in which it appears. Additionally, Mr Strizek confirms that the Company is not aware of any new information or data that materially affects the information contained in the ASX releases referred to in this release.

COMPLIANCE STATEMENT

The information in this release that relates to Boundiali Mineral Resources is extracted from the announcement "Boundiali 3.22 Moz gold - Indicated up 24% to 1.70 Moz" released to the Australian Securities Exchange on 14 May 2026 and available to view on www.asx.com.au. The Company confirms that it is not aware of any new information or data that materially affects the information included in the original market announcement and, in the case of estimates of Mineral Resources, that all material assumptions and technical parameters underpinning the estimates in the relevant market announcement continue to apply and have not materially changed. The Company confirms that the form and context in which the Competent Person's findings are presented have not been materially modified from the original market announcement. The information in this release that relates to Boundiali Ore Reserves is extracted from the announcement "Boundiali PFS and Maiden Ore Reserve delivered" released to the Australian Securities Exchange on 11 June 2026 and available to view on www.asx.com.au. The Company confirms that it is not aware of any new information or data that materially affects the information included in the original market announcement and, in the case of estimates of Ore Reserves, that all material assumptions and technical parameters underpinning the estimates in the relevant market announcement continue to apply and have not materially changed. The Company confirms that the form and context in which the Competent Person's findings are presented have not been materially modified from the original market announcement. The information in this release that relates to Napié Mineral Resources is extracted from the announcement "Napie Grows to 1.2Moz Au and Aurum reaches 4.2Moz Au" released to the Australian Securities Exchange on 10 April 2026 and available to view on www.asx.com.au. The Company confirms that it is not aware of any new information or data that materially affects the information included in the original market announcement and, in the case of estimates of Mineral Resources, that all material assumptions and technical parameters underpinning the estimates in the relevant market announcement continue to apply and have not materially changed. The Company confirms that the form and context in which the Competent Person's findings are presented have not been materially modified from the original market announcement.

aurum resources

For personal use only

PREVIOUSLY REPORTED INFORMATION

This report contains information extracted from ASX market announcements reported in accordance with the 2012 edition of the "Australasian Code for Reporting of Exploration Results, Mineral Resources and Ore Reserves" ("2012 JORC Code") and available for viewing at www.asx.com.au and includes results reported previously and published on ASX platform:

23 Sep 2026, A$52.5m firm commitments to accelerate Boundiali development (ASX:AUE)
18 Sep 2026, Boundiali BM drilling hits high-grade gold ouside Resource (ASX:AUE)
4 Sep 2026. Aurum adds more high grade gold at Boundiali BST1 deposit (ASX:AUE)
17 Aug 2026, Gold extended at Boundiali BST1 deposit and BST2 prospect (ASX:AUE)
7 Aug 2026, Aurum hits 0.72m @ 367g/t gold at Boundiali BMT3 (ASX:AUE)
28 Jul 2026, Quarterly Activities/Appendix 5B Cash Flow Report (ASX:AUE)
24 Jul 2026, Aurum extends BDT2 gold beyond current resource (ASX:AUE)
29 Jun 2026, Aurum hits 1.7m @ 70.35 g/t gold from 276.5m at BDT2 (ASX:AUE)
17 Jun 2026, AUE adds key personnel to strengthen Boundiali development (ASX:AUE)
11 Jun 2026, Boundiali PFS and Maiden Ore Reserve delivered (ASX:AUE)
25 May 2026, Aurum Receives Environmental Approvals for Boundiali (ASX:AUE)
14 May 2026, Boundiali 3.22 Moz gold - Indicated up 24% to 1.70 Moz (ASX:AUE)
7 May 2026, Aurum hits thick gold intersections at BDT2 (ASX:AUE)
28 Apr 2026, Quarterly Activities/Appendix 5B Cash Flow Report (ASX:AUE)
21 Apr 2026, Aurum hits multiple thick gold intersections at BDT2 (ASX:AUE)
16 Apr 2026, Boundiali BST1 depth extension 220m below current MRE (ASX:AUE)
10 Apr 2026, Napie Grows to 1.2Moz Au and Aurum reaches 4.2Moz Au (ASX:AUE)
23 Mar 2026, Aurum raises $28.8M via Strategic Placement (ASX:AUE)
13 Mar 2026, Half Yearly Report and Accounts (ASX:AUE)
5 Mar 2026, Aurum Hits High-Grade Gold at Napie, Cote d'Ivoire (ASX:AUE)
23 Feb 2026, Boundiali Resource Grows to 3Moz - Indicated Up 49% (ASX:AUE)
16 Feb 2026, Boundiali extends strike and depth at BDT3 and BST1 (ASX:AUE)
5 Feb 2026, High-Grade Extensions at BD Deposits for Resource Growth (ASX:AUE)
28 Jan 2026, Further high-grade intercepts at BMT3 in Boundiali (ASX:AUE)
14 Jan 2026, Boundiali Gold Project produces more good drilling results (ASX:AUE)
7 Jan 2026, Aurum advances Boundiali development with 3 ML Applications (ASX:AUE)
19 Dec 2025, More high grade gold intercepts at BMT3 in Boundiali (ASX:AUE)
11 Dec 2025, Drilling at Napie Extends Gold Mineralisation to 400m Depth (ASX:AUE)
28 Nov 2025, Aurum completes $22.98M Montage share sale (ASX:AUE)
18 Nov 2025, Aurum hits 3.10m @ 70.78 g/t gold from 112.90m at Boundiali (ASX:AUE)
07 Nov 2025, Aurum hits 5m @ 11.07 g/t gold from outside BDT2 resources (ASX:AUE)
06 Nov 2025, Addendum to the 2025 Annual Report (ASX:AUE)
30 Oct 2025, Quarterly Activities/Appendix 5B Cash Flow Report (ASX:AUE)
27 Oct 2025, Aurum hits 0.8m @ 350 g/t gold at Boundiali Gold Project (ASX:AUE)
06 Oct 2025, Boundiali indicated gold resources grows by 53% in two month (ASX:AUE)
29 Sep 2025, Aurum hits 1m @ 152.35 g/t gold from 96m at Boundiali (ASX:AUE)
10 Sep 2025, Aurum hits 17m @ 9.38 g/t gold from 236m at Napie (ASX:AUE)
01 Sep 2025, Aurum expands footprint of Boundiali and Napie Gold Projects (ASX:AUE)
05 Aug 2025, Boundiali Gold Project Resource grows ~50% to 2.41Moz (ASX: AUE)
29 Jul 2025, Encouraging Drilling Results at BD & BST (ASX:AUE)
25 Jul 2025, Aurum hits 1.43m at 234.35 g/t gold from 107m at BMT3 (ASX:AUE)
23 Jul 2025, Quarterly Activities/Appendix 5B Cash Flow Report (ASX:AUE)
15 Jul 2025, 100 million share placement to strategic investors completed (ASX:AUE)
27 Jun 2025, Aurum commenced 30,000m diamond drilling at Napié (ASX:AUE)
17 Jun 2025, AUE hits 66m @ 1.07g/t gold from 33m @ Boundiali BD tenement (ASX:AUE)
27 May 25, AUE expands Boundiali Gold Project exploration ground (ASX:AUE)
21 May 25, AUE hits 34m @ 2.32g/t gold from 56m @ Boundiali BD tenement (ASX:AUE)
13 May 25, Assay Results at Boundiali BM Tenement (Amended) (ASX:AUE)
13 May 25, Aurum hits 73.10 g/t gold at Boundiali BM tenement (ASX:AUE)
07 May 2025, Aurum to raise $35.6 million from strategic investment (ASX:AUE)
16 Apr 2025, AUE hits 89m @ 2.42 g/t gold at 1.59Moz Boundiali Project (ASX:AUE)
08 Apr 2025, AUE to start diamond drilling at Boundiali South tenement (ASX:AUE)
31 Mar 2025, AUE to commence environmental study - Boundiali Gold Project (ASX:AUE)
27 Mar 2025, Aurum hits 83m@4.87 g/t Au at 1.59Moz Boundiali Project (ASX:AUE)
19 Mar 2025, Hits 4m at 54.64 g/t Au outside 1.59Moz Boundiali MRE area (ASX:AUE)
14 Mar 2025, Half Yearly Report and Accounts (ASX:AUE)
7 Mar 25, Investor Presentation March 2025 (ASX:AUE)
6 Mar 25, AUE Completes Acquisition of Mako Gold Limited (ASX:AUE)
27 Feb 25, 12m at 22.02g/t from 145m outside 1.59Moz Boundiali MRE area (ASX:AUE)
21 Feb 2025, 8m at 8.23g/t from 65m outside 1.59Moz Boundiali MRE area (ASX:AUE)
4 Feb 2025, Napié Project Listing Rule 5.6 Disclosure (Amended) (ASX:AUE)
3 Feb 2025, Mako Takeover Offer Closes (ASX:AUE)
31 Jan 2025, Drill Collar Table Addendum (ASX:AUE)
31 Jan 2025, Change in substantial holding for MKG (ASX:AUE)
31 Jan 2025, Quarterly Activities/Appendix 5B Cash Flow Report (ASX:AUE)
30 Jan 2025, Aurum hits 150 g/t gold at Boundiali, Côte d'Ivoire (ASX:AUE)
29 Jan 2025, MKG - Suspension of Trading and Delisting From ASX (ASX:AUE)
24 Jan 2025, Compulsory Acquisition Notice Mako Takeover (ASX:AUE)
24 Jan 2025, Non-Binding MoU with SANY Heavy Equipment Co (ASX:AUE)
23 Jan 2025, Change in substantial holding for MKG (ASX:AUE)
9 Jan 2025, Best and Final offer for Mako Gold Limited (ASX:AUE)
31 Dec 2024, Boundiali Project Maiden Resource delivers 1.6 Moz (amended) (ASX:AUE)
30 Dec 2024, Boundiali Gold Project Maiden Resource delivers 1.6 Moz (ASX:AUE)
24 Dec 2024, Change in substantial holding for MKG (ASX:AUE)
23 Dec 2024, AUE achieves in excess of 95% gold recoveries from Boundiali (ASX:AUE)
18 Dec 2024, Aurum hits 277 g/t gold at Boundiali BM Target 3
13 Dec 2024, Change of Directors and Addition of Joint Company Secretary (ASX:AUE & ASX:MKG)
6 Dec 2024, AUE receives firm commitments for A$10 million placement (ASX:AUE)
29 Nov 2024, Aurum earns 80% interest in Boundiali BM tenement (ASX:AUE)
28 Nov 2024, AUE appoints Mr. Steve Zaninovich as Non-Executive Director (ASX:AUE)
22 Nov 2024, AUE Declares Takeover Offer for all MKG Shares Unconditional (ASX:AUE)
15 Nov 2024, Supplementary Bidders Statement (ASX:AUE)
11 Nov 2024, Aurum hits 36 g/t gold at BM T1 of 2.5km strike (ASX:AUE)
30 Oct 2024, Bidders Statement (ASX:AUE)
16 Oct 2024, Recommended Takeover of Mako Gold By Aurum Resources (ASX:AUE)
09 Sep 2024, Aurum earns 51% interest in Boundiali BM tenement (ASX:AUE)
05 Sep 2024, AUE hits 40m at 1.03 g/t gold at Boundiali BD Target 1 (ASX:AUE)
03 Sep 2024, Boundiali South Exploration Licence Renewed (ASX:AUE)
07 Aug 2024, Aurum to advance met studies for Boundiali Gold Project (ASX:AUE)
22 July 2024, Prelim metallurgical tests deliver up to 99% gold recovery (ASX:AUE)
17 June 2024, Aurum hits 69m at 1.05 g/t gold at Boundiali BD Target 1 (ASX:AUE)
28 May 2024, AUE hits 163 g/t gold in 12m @ 14.56 g/t gold at BD Target 1 (ASX:AUE)
24 May 2024, Aurum hits 74m @ 1.0 g/t gold at Boundiali BD Target 2 (ASX:AUE)
15 May 2024, Aurum expands Boundiali Gold Project footprint (ASX:AUE)
10 May 2024, AUE hits 90m @ 1.16 g/t gold at Boundiali BD Target 1 (ASX:AUE)
01 May 2024, Aurum Appoints Country Manager in Côte d'Ivoire (ASX:AUE)
23 April 2024, AUE drilling hits up to 45 g/t gold at Boundiali BD Target 2 (ASX:AUE)
19 March 2024, AUE signs binding term sheet for 100% of Boundiali South (ASX:AUE)
12 March 2024, AUE hits 73m at 2.15g/t Inc. 1m at 72g/t gold at Boundiali (ASX:AUE)
01 March 2024, Aurum hits 4m at 22 g/t gold in Boundiali diamond drilling (ASX:AUE)
22 Jan 2024, Aurum hits shallow, wide gold intercepts at Boundiali, Côte d'Ivoire (ASX: AUE)
21 December 2023, Rapid Drilling at Boundiali Gold Project (ASX.AUE)
21 November 2023, AUE Acquisition Presentation (ASX.AUE)
21 June 2021, Notice of General Meeting/Proxy Form (MSR.ASX)
21 May 2021, PlusOr to Acquire 6194 sq kms Ground Position in Côte d'Ivoire (MSR.ASX)
22 August 2019, Boundiali RC Drill Results Continue to Impress (PDI.ASX)
15 July 2019, RC, Trench Results Grow Boundiali Potential In Côte D'Ivoire (PDI.ASX)
27 May 2019, New Drill Results Strengthen Boundiali Project Côte D'Ivoire (PDI.ASX)
16 January 2019, PDI-Toro JV Sharpens Focus with Major Drilling Program (PDI.ASX)
26 Nov 2018, Boundiali North - Large Coherent Gold Anomalies in 14km Zone (PDI.ASX)

The Company confirms that it is not aware of any new information or data that materially affects the information included in the previous announcements.

For personal use only

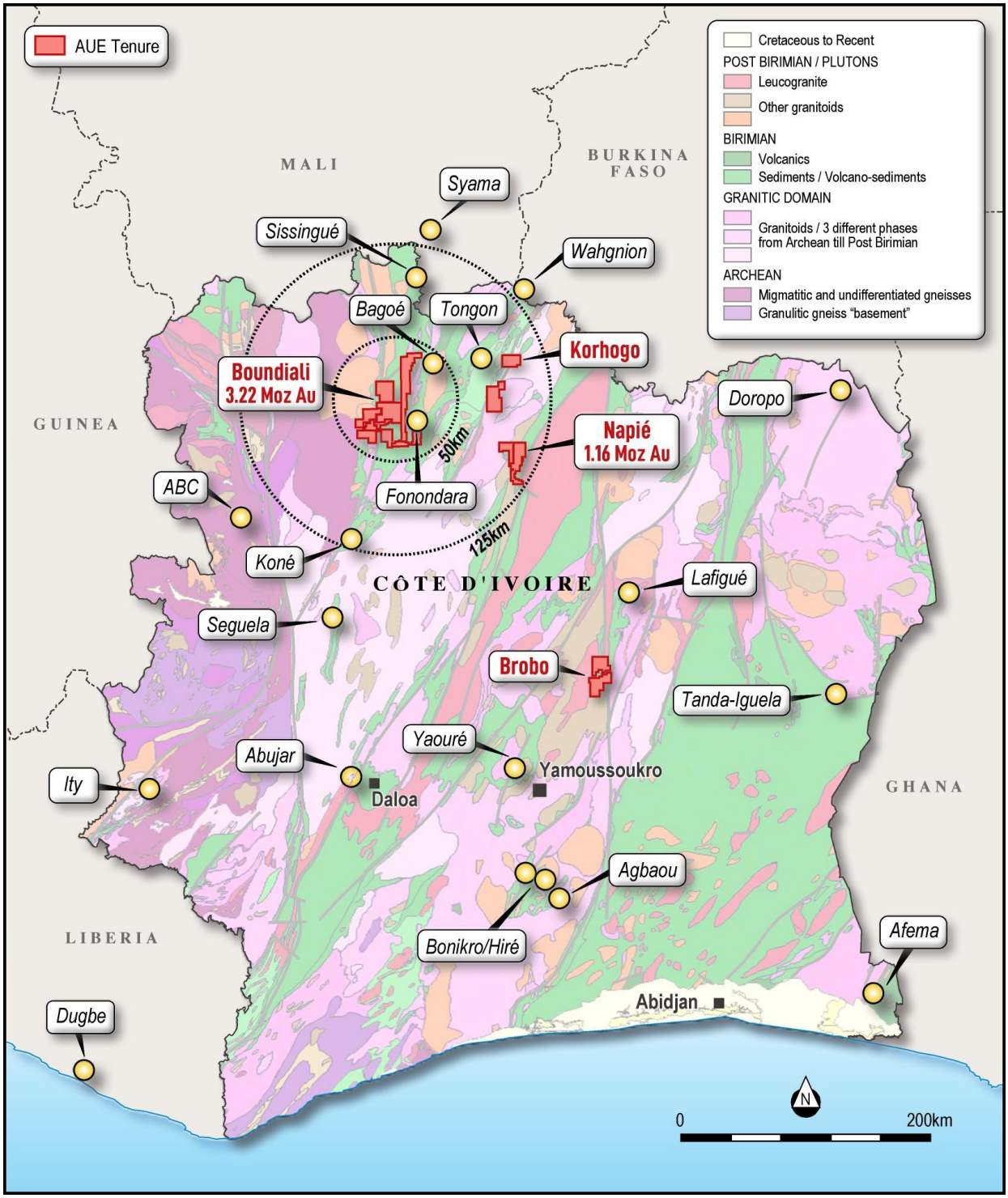

Figure 2: Location of Aurum's projects in Côte d'Ivoire

For personal use only

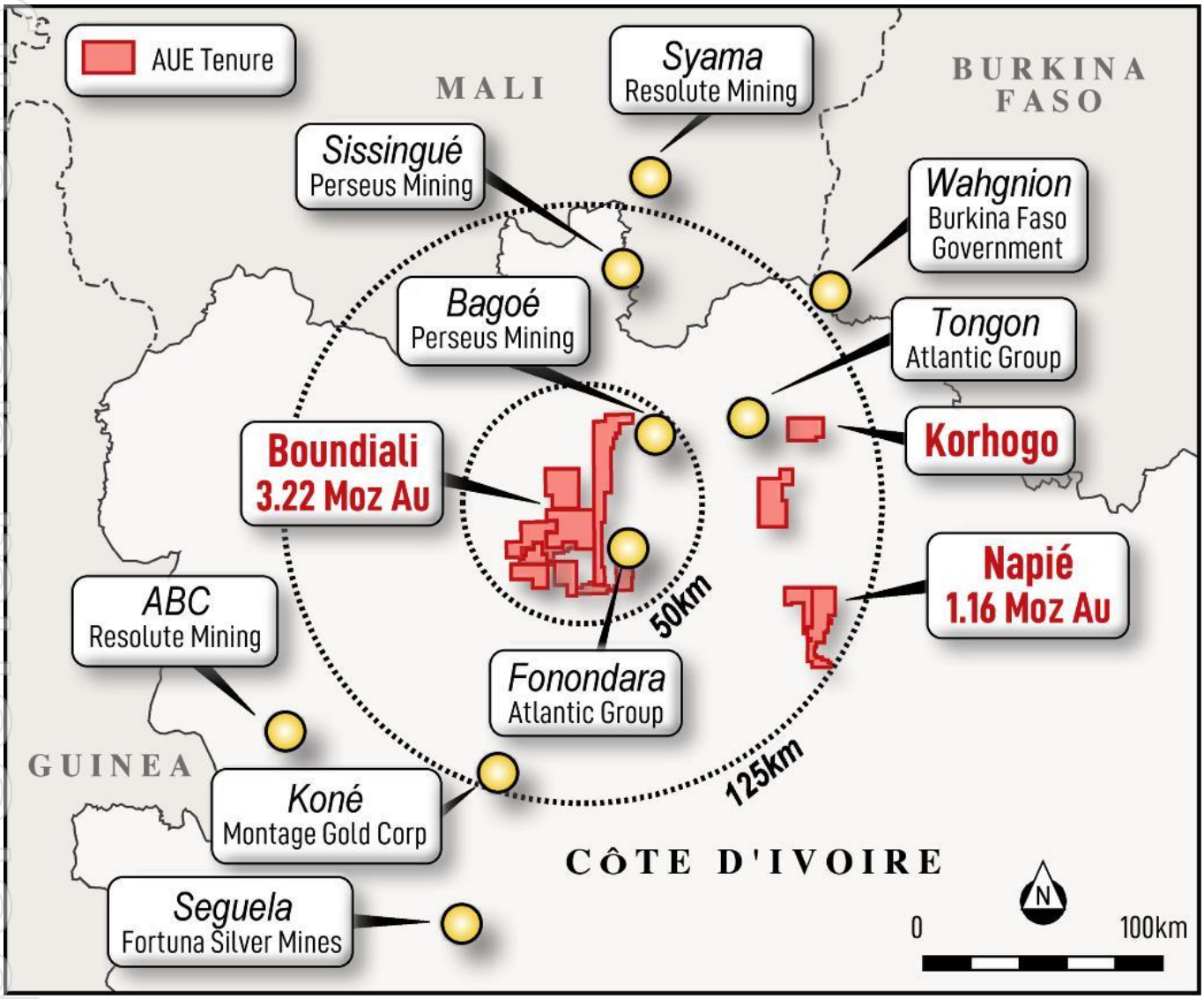

Figure 3: Location of Aurum's Boundiali and Napié gold projects in Côte d'Ivoire

For personal use only

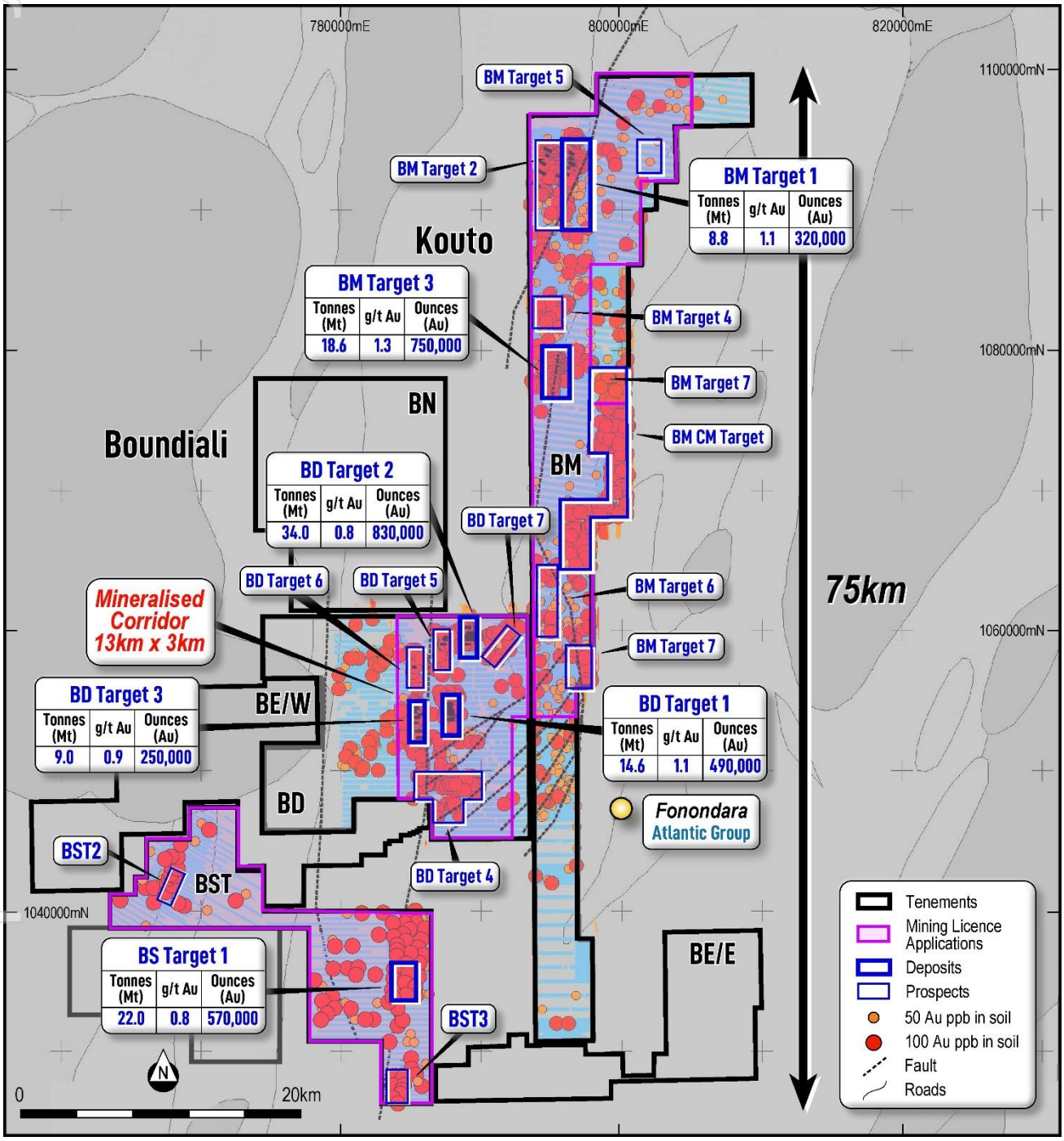

Figure 4: Aurum's Boundiali Gold Project

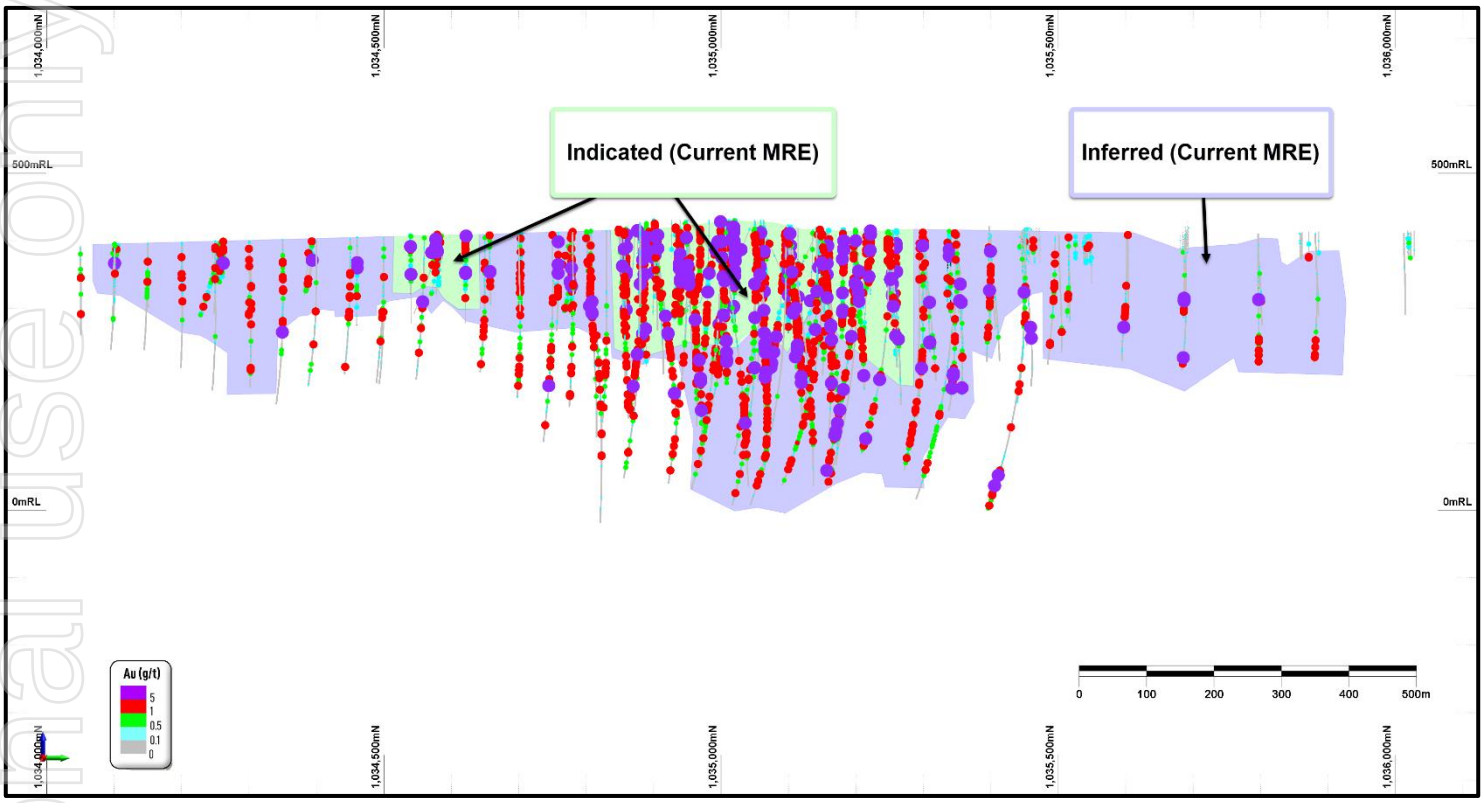

Figure 5: Long Section looking west (+/-300m) showing assays and projected MRE outline for BST1 deposit[12]

[12] Gold assays are plotted using Maximum Intensity Projection (MIP)

For personal use only

For personal use only

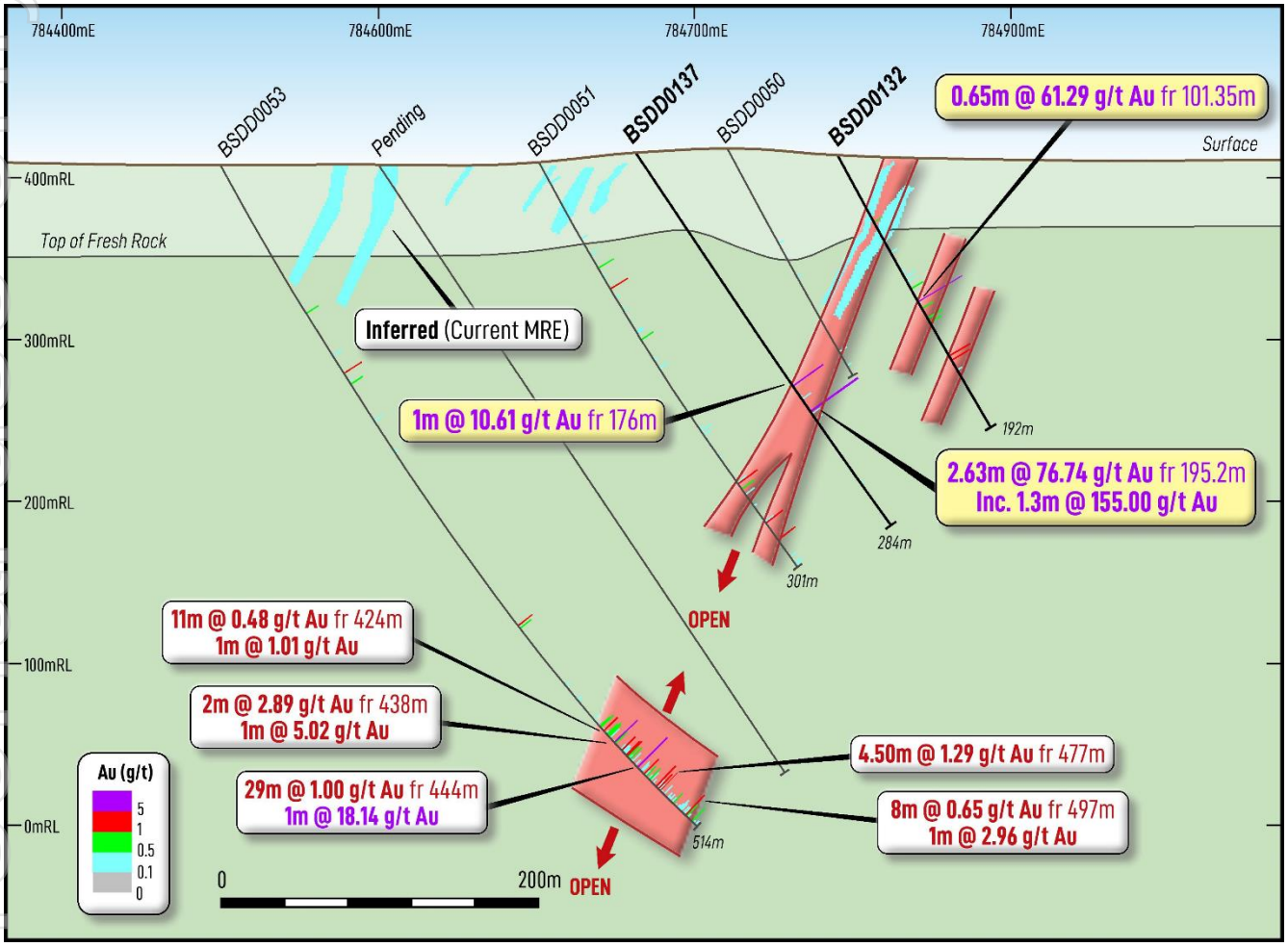

Figure 6: Cross Section looking north (+/-25m) showing new drill results (yellow) for BST1 deposit[13]

[13] Only showing selected new intercepts, full list of new intercepts included in assay results table

For personal use only

Table 1: Drill collar information for new holes drilled at Boundiali (BST1)

Hole ID	UTM East Zone 29N	UTM North Zone 29N	Elevation (m)	Depth (m)	Azi deg	Dip deg	Deposit	Type
BSDD0111	784,875	1,035,248	415	147.30	90	-60	BST1	DD
BSDD0123	784,530	1,034,946	430	423.40	78	-60		
BSDD0125	784,696	1,035,148	417	296.30	84	-55		
BSDD0126A	784,808	1,035,349	414	222.20	84	-60		
BSDD0127	784,886	1,035,301	414	127.00	87	-55		
BSDD0128	784,600	1,035,098	418	386.75	81	-55		
BSDD0129	784,891	1,035,398	413	177.90	87	-55		
BSDD0130	784,769	1,035,248	415	235.10	84	-58		
BSDD0131	784,487	1,035,048	418	441.20	78	-58		
BSDD0132	784,891	1,035,445	411	192.40	87	-60		
BSDD0133	784,847	1,035,301	415	159.80	87	-55		
BSDD0134	784,769	1,035,199	416	202.00	84	-55		
BSDD0135	784,606	1,035,149	416	383.60	81	-56		
BSDD0136	784,812	1,035,397	421	241.10	84	-55		
BSDD0137	784,762	1,035,447	416	283.60	84	-55		
BSDD0138	784,765	1,035,300	414	216.15	84	-56		
BSDD0139	784,731	1,035,347	413	285.10	84	-58		
BSDD0140	784,533	1,035,101	417	471.80	78	-55		
BSDD0141	784,727	1,035,249	415	302.10	81	-58		
BSDD0143	784,683	1,035,197	416	284.70	84	-56		
BSDD0144	784,725	1,035,301	414	261.30	84	-57		
BSDD0145	784,551	1,035,147	416	432.00	78	-55		
22 holes				**6,172.80m**				

Table 2: Significant assay results for new holes drilled at Boundiali (BST1)[14]

Deposit	Hole ID	From	To	Interval	Au (ppm)	Sig Int > 0.2 g/t Au	m*g/t Au (gpm)	Sig Int >1 g/t Au
BST1	BSDD0111	0.00	1.50	1.50	0.324	2.57 m @ 0.46 g/t Au	1.2	
BST1	BSDD0111	1.50	2.57	1.07	0.648			
BST1	BSDD0111	3.90	5.00	1.10	0.913	2.10 m @ 0.66 g/t Au	1.4	
BST1	BSDD0111	5.00	6.00	1.00	0.392			
BST1	BSDD0111	8.00	9.00	1.00	0.167			
BST1	BSDD0111	36.00	37.00	1.00	0.261	1.00 m @ 0.26 g/t Au	0.3	
BST1	BSDD0111	59.00	60.00	1.00	0.689	2.00 m @ 0.55 g/t Au	1.1	
BST1	BSDD0111	60.00	61.00	1.00	0.419			
BST1	BSDD0111	68.00	69.00	1.00	0.426	1.00 m @ 0.43 g/t Au	0.4	
BST1	BSDD0111	81.00	82.00	1.00	0.472	**3.00 m @ 2.67 g/t Au**	**8.0**	
BST1	BSDD0111	82.00	83.00	1.00	0.021			
BST1	BSDD0111	83.00	84.00	1.00	**7.522**			**1.00 m @ 7.52 g/t Au**
BST1	BSDD0111	107.00	108.00	1.00	0.591	1.00 m @ 0.59 g/t Au	0.6	
BST1	BSDD0111	113.00	114.00	1.00	0.151			
BST1	BSDD0123	0.00	1.00	1.00	0.190			
BST1	BSDD0123	1.00	1.62	0.62	0.160			
BST1	BSDD0123	3.73	5.00	1.27	0.150			
BST1	BSDD0123	5.00	5.56	0.56	0.950	0.56 m @ 0.95 g/t Au	0.5	
BST1	BSDD0123	122.00	123.00	1.00	0.110			
BST1	BSDD0123	138.00	139.00	1.00	0.110			
BST1	BSDD0123	153.00	154.00	1.00	0.100			
BST1	BSDD0123	154.00	154.80	0.80	0.130			
BST1	BSDD0123	158.00	158.50	0.50	**1.050**	**2.00 m @ 1.36 g/t Au**	**2.7**	**2.00 m @ 1.36 g/t Au**
BST1	BSDD0123	158.50	159.00	0.50	0.010			
BST1	BSDD0123	159.00	160.00	1.00	**2.190**			
BST1	BSDD0123	163.00	163.50	0.50	0.590	0.50 m @ 0.59 g/t Au	0.3	
BST1	BSDD0123	176.00	177.00	1.00	0.140			
BST1	BSDD0123	180.00	181.00	1.00	0.350	1.00 m @ 0.35 g/t Au	0.4	
BST1	BSDD0123	206.00	207.00	1.00	0.160			
BST1	BSDD0123	210.00	211.00	1.00	0.110			
BST1	BSDD0123	212.00	213.00	1.00	0.530	1.00 m @ 0.53 g/t Au	0.5	
BST1	BSDD0123	228.50	229.00	0.50	0.600	**14.50 m @ 0.97 g/t Au**	**14.0**	
BST1	BSDD0123	229.00	230.00	1.00	0.010			
BST1	BSDD0123	230.00	231.00	1.00	0.020			
BST1	BSDD0123	231.00	231.90	0.90	0.200			
BST1	BSDD0123	231.90	232.50	0.60	**3.710**			**1.10 m @ 2.74 g/t Au**
BST1	BSDD0123	232.50	233.00	0.50	**1.580**			
BST1	BSDD0123	233.00	234.00	1.00	0.010			
BST1	BSDD0123	234.00	235.00	1.00	0.340			
BST1	BSDD0123	235.00	236.00	1.00	0.010			
BST1	BSDD0123	236.00	237.00	1.00	0.790			
BST1	BSDD0123	237.00	238.00	1.00	0.210			
BST1	BSDD0123	238.00	239.00	1.00	0.060			
BST1	BSDD0123	239.00	239.50	0.50	**15.700**			**1.00 m @ 8.59 g/t Au**
BST1	BSDD0123	239.50	240.00	0.50	**1.480**			
BST1	BSDD0123	240.00	241.00	1.00	0.020			
BST1	BSDD0123	241.00	242.00	1.00	0.010			
BST1	BSDD0123	242.00	243.00	1.00	0.450			
BST1	BSDD0123	245.51	247.00	1.49	0.390	2.49 m @ 0.47 g/t Au	1.2	
BST1	BSDD0123	247.00	248.00	1.00	0.600			

[14] 0.2 g/t Au cut off used with up to 3m consecutive internal dilution and no top cut applied

Deposit	Hole ID	From	To	Interval	Au (ppm)	Sig Int > 0.2 g/t Au	m*g/t Au (gpm)	Sig Int >1 g/t Au
BST1	BSDD0123	253.00	254.00	1.00	**1.430**	2.00 m @ 0.98 g/t Au	2.0	**1.00 m @ 1.43 g/t Au**
BST1	BSDD0123	254.00	255.00	1.00	0.530			
BST1	BSDD0123	260.00	261.00	1.00	0.230	1.74 m @ 0.26 g/t Au	0.4	
BST1	BSDD0123	261.00	261.74	0.74	0.290			
BST1	BSDD0123	261.74	262.50	0.76	0.140			
BST1	BSDD0123	263.40	264.10	0.70	0.230	0.70 m @ 0.23 g/t Au	0.2	
BST1	BSDD0123	264.10	265.00	0.90	0.110			
BST1	BSDD0123	267.10	268.00	0.90	0.160			
BST1	BSDD0123	268.00	269.00	1.00	0.140			
BST1	BSDD0123	269.00	270.00	1.00	**1.570**	**8.50 m @ 3.94 g/t Au**	**33.5**	**3.50 m @ 6.52 g/t Au**
BST1	BSDD0123	270.00	270.76	0.76	**7.120**			
BST1	BSDD0123	270.76	271.74	0.98	**15.020**			
BST1	BSDD0123	271.74	272.50	0.76	**1.460**			
BST1	BSDD0123	272.50	273.00	0.50	0.060			
BST1	BSDD0123	273.00	274.00	1.00	0.300			
BST1	BSDD0123	274.00	275.00	1.00	0.150			
BST1	BSDD0123	275.00	276.50	1.50	**5.480**			**2.50 m @ 4.06 g/t Au**
BST1	BSDD0123	276.50	277.50	1.00	**1.940**			
BST1	BSDD0123	277.50	278.50	1.00	0.120			
BST1	BSDD0123	280.00	281.50	1.50	0.180			
BST1	BSDD0123	281.50	282.00	0.50	**1.120**	0.50 m @ 1.12 g/t Au	0.6	**0.50 m @ 1.12 g/t Au**
BST1	BSDD0123	285.20	286.00	0.80	0.880	1.80 m @ 0.60 g/t Au	1.1	
BST1	BSDD0123	286.00	287.00	1.00	0.370			
BST1	BSDD0123	289.00	290.00	1.00	0.100			
BST1	BSDD0123	295.00	295.70	0.70	0.520	0.70 m @ 0.52 g/t Au	0.4	
BST1	BSDD0123	298.00	299.00	1.00	**1.680**	**6.50 m @ 0.50 g/t Au**	**3.3**	**1.00 m @ 1.68 g/t Au**
BST1	BSDD0123	299.00	300.00	1.00	0.540			
BST1	BSDD0123	300.00	301.50	1.50	0.230			
BST1	BSDD0123	301.50	302.00	0.50	0.020			
BST1	BSDD0123	302.00	303.00	1.00	0.060			
BST1	BSDD0123	303.00	304.50	1.50	0.430			
BST1	BSDD0123	306.50	307.00	0.50	0.150			
BST1	BSDD0123	307.00	308.00	1.00	0.220	1.00 m @ 0.22 g/t Au	0.2	
BST1	BSDD0123	312.00	313.00	1.00	0.100			
BST1	BSDD0123	314.00	315.50	1.50	0.200	1.50 m @ 0.20 g/t Au	0.3	
BST1	BSDD0123	316.00	316.70	0.70	0.150			
BST1	BSDD0123	316.70	317.60	0.90	0.120			
BST1	BSDD0123	317.60	318.10	0.50	**1.890**	4.90 m @ 0.40 g/t Au	2.0	**0.50 m @ 1.89 g/t Au**
BST1	BSDD0123	318.10	319.00	0.90	0.060			
BST1	BSDD0123	319.00	320.00	1.00	0.140			
BST1	BSDD0123	320.00	321.00	1.00	0.230			
BST1	BSDD0123	321.00	322.50	1.50	0.400			
BST1	BSDD0123	325.00	326.00	1.00	0.850	**4.00 m @ 4.81 g/t Au**	**19.2**	
BST1	BSDD0123	326.00	326.50	0.50	**35.700**			**0.50 m @ 35.70 g/t Au**
BST1	BSDD0123	326.50	327.00	0.50	0.260			
BST1	BSDD0123	327.00	327.50	0.50	0.070			
BST1	BSDD0123	327.50	329.00	1.50	0.240			
BST1	BSDD0123	329.00	330.00	1.00	0.110			
BST1	BSDD0123	330.00	331.00	1.00	0.130			
BST1	BSDD0123	331.00	332.00	1.00	0.180			
BST1	BSDD0123	334.00	335.00	1.00	0.610	2.00 m @ 0.49 g/t Au	1.0	
BST1	BSDD0123	335.00	336.00	1.00	0.380			
BST1	BSDD0123	340.00	341.00	1.00	0.230	2.00 m @ 0.29 g/t Au	0.6	
BST1	BSDD0123	341.00	342.00	1.00	0.350			
BST1	BSDD0123	347.00	348.00	1.00	0.690	3.00 m @ 0.55 g/t Au	1.6	

Deposit	Hole ID	From	To	Interval	Au (ppm)	Sig Int > 0.2 g/t Au	m*g/t Au (gpm)	Sig Int >1 g/t Au
BST1	BSDD0123	348.00	349.00	1.00	0.160			
BST1	BSDD0123	349.00	350.00	1.00	0.790			
BST1	BSDD0123	367.00	368.00	1.00	0.230	1.00 m @ 0.23 g/t Au	0.2	
BST1	BSDD0125	0.45	1.00	0.55	0.150			
BST1	BSDD0125	1.00	1.75	0.75	0.180			
BST1	BSDD0125	6.50	8.00	1.50	0.270			
BST1	BSDD0125	8.00	9.00	1.00	0.080			
BST1	BSDD0125	9.00	9.81	0.81	0.010			
BST1	BSDD0125	9.81	11.00	1.19	0.350	**7.50 m @ 0.40 g/t Au**	**3.0**	
BST1	BSDD0125	11.00	12.00	1.00	0.740			
BST1	BSDD0125	12.00	13.00	1.00	**1.070**			**1.00 m @ 1.07 g/t Au**
BST1	BSDD0125	13.00	14.00	1.00	0.310			
BST1	BSDD0125	15.00	16.00	1.00	0.110			
BST1	BSDD0125	17.00	18.00	1.00	0.560	1.00 m @ 0.56 g/t Au	0.6	
BST1	BSDD0125	19.50	21.00	1.50	0.480	1.50 m @ 0.48 g/t Au	0.7	
BST1	BSDD0125	26.50	27.10	0.60	0.210	0.60 m @ 0.21 g/t Au	0.1	
BST1	BSDD0125	37.00	38.00	1.00	0.270	1.00 m @ 0.27 g/t Au	0.3	
BST1	BSDD0125	39.18	40.00	0.82	0.280	0.82 m @ 0.28 g/t Au	0.2	
BST1	BSDD0125	42.40	43.20	0.80	0.240	0.80 m @ 0.24 g/t Au	0.2	
BST1	BSDD0125	59.00	60.00	1.00	0.120			
BST1	BSDD0125	62.50	64.00	1.50	0.390	1.50 m @ 0.39 g/t Au	0.6	
BST1	BSDD0125	77.00	78.00	1.00	**1.110**	1.00 m @ 1.11 g/t Au	1.1	**1.00 m @ 1.11 g/t Au**
BST1	BSDD0125	82.00	83.00	1.00	0.140			
BST1	BSDD0125	93.00	94.00	1.00	0.100			
BST1	BSDD0125	116.00	117.00	1.00	0.260	1.00 m @ 0.26 g/t Au	0.3	
BST1	BSDD0125	123.00	124.00	1.00	**17.320**	**1.00 m @ 17.32 g/t Au**	**17.3**	**1.00 m @ 17.32 g/t Au**
BST1	BSDD0125	127.00	128.00	1.00	0.290	1.00 m @ 0.29 g/t Au	0.3	
BST1	BSDD0125	130.30	130.83	0.53	0.130			
BST1	BSDD0125	132.00	133.00	1.00	0.940	1.00 m @ 0.94 g/t Au	0.9	
BST1	BSDD0125	133.00	134.00	1.00	0.120			
BST1	BSDD0125	134.00	135.00	1.00	0.150			
BST1	BSDD0125	140.00	140.64	0.64	0.270	0.64 m @ 0.27 g/t Au	0.2	
BST1	BSDD0125	144.00	145.00	1.00	0.330	1.00 m @ 0.33 g/t Au	0.3	
BST1	BSDD0125	149.00	150.00	1.00	0.370			
BST1	BSDD0125	150.00	151.00	1.00	0.080	4.00 m @ 0.47 g/t Au	1.9	
BST1	BSDD0125	151.00	152.00	1.00	0.060			
BST1	BSDD0125	152.00	153.00	1.00	**1.350**			**1.00 m @ 1.35 g/t Au**
BST1	BSDD0125	155.00	156.00	1.00	0.130			
BST1	BSDD0125	161.00	162.00	1.00	0.250	1.00 m @ 0.25 g/t Au	0.3	
BST1	BSDD0125	165.00	166.00	1.00	**2.330**			**1.00 m @ 2.33 g/t Au**
BST1	BSDD0125	166.00	167.00	1.00	0.250	**3.00 m @ 0.99 g/t Au**	**3.0**	
BST1	BSDD0125	167.00	168.00	1.00	0.400			
BST1	BSDD0125	168.00	169.00	1.00	0.180			
BST1	BSDD0125	174.00	175.00	1.00	**1.640**			**1.00 m @ 1.64 g/t Au**
BST1	BSDD0125	175.00	176.00	1.00	0.010			
BST1	BSDD0125	176.00	177.00	1.00	0.010	**6.00 m @ 0.54 g/t Au**	**3.3**	
BST1	BSDD0125	177.00	178.00	1.00	**1.020**			**1.00 m @ 1.02 g/t Au**
BST1	BSDD0125	178.00	179.00	1.00	0.230			
BST1	BSDD0125	179.00	180.00	1.00	0.340			
BST1	BSDD0125	180.00	181.00	1.00	0.120			
BST1	BSDD0125	183.00	184.00	1.00	0.580			
BST1	BSDD0125	184.00	185.00	1.00	0.070			
BST1	BSDD0125	185.00	186.00	1.00	0.010	7.00 m @ 0.32 g/t Au	2.2	
BST1	BSDD0125	186.00	187.00	1.00	0.220			
BST1	BSDD0125	187.00	188.00	1.00	0.230			

Deposit	Hole ID	From	To	Interval	Au (ppm)	Sig Int > 0.2 g/t Au	m*g/t Au (gpm)	Sig Int >1 g/t Au
BST1	BSDD0125	188.00	189.00	1.00	0.480			
BST1	BSDD0125	189.00	190.00	1.00	0.630			
BST1	BSDD0125	197.00	198.00	1.00	0.200	1.00 m @ 0.20 g/t Au	0.2	
BST1	BSDD0125	203.00	204.00	1.00	0.190			
BST1	BSDD0125	206.82	208.00	1.18	0.140			
BST1	BSDD0125	209.00	210.00	1.00	0.160			
BST1	BSDD0125	211.00	212.00	1.00	**2.000**	1.00 m @ 2.00 g/t Au	2.0	**1.00 m @ 2.00 g/t Au**
BST1	BSDD0125	226.00	226.60	0.60	0.150			
BST1	BSDD0125	228.00	229.00	1.00	**4.030**	**8.00 m @ 1.11 g/t Au**	**8.9**	**1.00 m @ 4.03 g/t Au**
BST1	BSDD0125	229.00	230.00	1.00	0.570			
BST1	BSDD0125	230.00	231.00	1.00	0.050			
BST1	BSDD0125	231.00	232.00	1.00	0.390			
BST1	BSDD0125	232.00	233.00	1.00	0.500			
BST1	BSDD0125	233.00	234.00	1.00	0.050			
BST1	BSDD0125	234.00	235.00	1.00	**3.010**			**1.00 m @ 3.01 g/t Au**
BST1	BSDD0125	235.00	236.00	1.00	0.250			
BST1	BSDD0125	243.50	245.00	1.50	0.160			
BST1	BSDD0125	245.00	246.00	1.00	0.260	1.00 m @ 0.26 g/t Au	0.3	
BST1	BSDD0125	246.00	247.00	1.00	0.120			
BST1	BSDD0125	256.00	257.00	1.00	0.440	1.00 m @ 0.44 g/t Au	0.4	
BST1	BSDD0125	259.00	260.00	1.00	0.170			
BST1	BSDD0125	261.00	262.00	1.00	0.110			
BST1	BSDD0125	264.00	265.00	1.00	0.430	1.00 m @ 0.43 g/t Au	0.4	
BST1	BSDD0125	268.00	269.00	1.00	0.130			
BST1	BSDD0125	272.00	273.00	1.00	0.160			
BST1	BSDD0126A	0.00	0.73	0.73	0.130			
BST1	BSDD0126A	40.00	41.00	1.00	0.120			
BST1	BSDD0126A	41.00	42.00	1.00	0.100			
BST1	BSDD0126A	50.00	51.00	1.00	0.100			
BST1	BSDD0126A	90.00	91.00	1.00	**6.200**	**2.00 m @ 3.26 g/t Au**	**6.5**	**1.00 m @ 6.20 g/t Au**
BST1	BSDD0126A	91.00	92.00	1.00	0.320			
BST1	BSDD0126A	95.00	95.80	0.80	0.760	0.80 m @ 0.76 g/t Au	0.6	
BST1	BSDD0126A	121.00	122.00	1.00	**45.250**	**1.00 m @ 45.25 g/t Au**	**45.3**	**1.00 m @ 45.25 g/t Au**
BST1	BSDD0126A	124.00	125.00	1.00	0.130			
BST1	BSDD0126A	126.00	127.00	1.00	0.100			
BST1	BSDD0126A	129.00	130.00	1.00	0.140			
BST1	BSDD0126A	130.00	131.00	1.00	0.140			
BST1	BSDD0126A	133.00	134.00	1.00	0.120			
BST1	BSDD0126A	134.00	135.00	1.00	0.150			
BST1	BSDD0126A	135.00	136.00	1.00	0.180			
BST1	BSDD0126A	136.00	137.00	1.00	0.160			
BST1	BSDD0126A	140.00	141.00	1.00	0.480	1.00 m @ 0.48 g/t Au	0.5	
BST1	BSDD0126A	157.00	158.00	1.00	0.580	1.00 m @ 0.58 g/t Au	0.6	
BST1	BSDD0126A	162.00	163.00	1.00	0.100			
BST1	BSDD0126A	167.00	168.00	1.00	0.130			
BST1	BSDD0126A	182.00	183.00	1.00	0.290	1.00 m @ 0.29 g/t Au	0.3	
BST1	BSDD0126A	190.00	191.00	1.00	0.230	1.00 m @ 0.23 g/t Au	0.2	
BST1	BSDD0126A	197.00	198.00	1.00	0.350	1.00 m @ 0.35 g/t Au	0.4	
BST1	BSDD0127	1.04	2.00	0.96	0.231	0.96 m @ 0.23 g/t Au	0.2	
BST1	BSDD0127	2.00	3.00	1.00	0.120			
BST1	BSDD0127	11.83	13.00	1.17	0.196			
BST1	BSDD0127	30.60	31.10	0.50	0.109			
BST1	BSDD0127	45.50	47.00	1.50	0.127			
BST1	BSDD0127	47.00	48.00	1.00	0.149			
BST1	BSDD0127	93.50	94.00	0.50	0.104			

Deposit	Hole ID	From	To	Interval	Au (ppm)	Sig Int > 0.2 g/t Au	m*g/t Au (gpm)	Sig Int >1 g/t Au
BST1	BSDD0127	102.00	103.00	1.00	0.153			
BST1	BSDD0127	104.00	105.00	1.00	0.143			
BST1	BSDD0128	0.00	1.00	1.00	0.470	1.00 m @ 0.47 g/t Au	0.5	
BST1	BSDD0128	1.00	1.89	0.89	0.110			
BST1	BSDD0128	3.00	3.50	0.50	0.220	**3.93 m @ 1.43 g/t Au**	**5.6**	
BST1	BSDD0128	3.50	4.50	1.00	0.130			
BST1	BSDD0128	4.50	5.50	1.00	**4.460**			**1.00 m @ 4.46 g/t Au**
BST1	BSDD0128	5.50	6.93	1.43	0.630			
BST1	BSDD0128	9.00	10.50	1.50	0.220	1.50 m @ 0.22 g/t Au	0.3	
BST1	BSDD0128	27.00	28.00	1.00	**3.320**	**1.00 m @ 3.32 g/t Au**	**3.3**	**1.00 m @ 3.32 g/t Au**
BST1	BSDD0128	35.50	36.50	1.00	0.160			
BST1	BSDD0128	49.50	50.43	0.93	0.480	0.93 m @ 0.48 g/t Au	0.4	
BST1	BSDD0128	54.00	55.50	1.50	**1.070**	2.53 m @ 0.89 g/t Au	2.3	**1.50 m @ 1.07 g/t Au**
BST1	BSDD0128	55.50	56.53	1.03	0.640			
BST1	BSDD0128	57.00	58.50	1.50	**1.100**	1.50 m @ 1.10 g/t Au	1.7	**1.50 m @ 1.10 g/t Au**
BST1	BSDD0128	61.00	62.00	1.00	**1.350**	2.00 m @ 1.02 g/t Au	2.0	**1.00 m @ 1.35 g/t Au**
BST1	BSDD0128	62.00	63.00	1.00	0.690			
BST1	BSDD0128	63.00	64.00	1.00	0.140			
BST1	BSDD0128	66.00	67.00	1.00	0.740	1.00 m @ 0.74 g/t Au	0.7	
BST1	BSDD0128	67.00	68.00	1.00	0.180			
BST1	BSDD0128	71.00	72.00	1.00	0.120			
BST1	BSDD0128	74.00	75.00	1.00	0.510	**13.00 m @ 1.42 g/t Au**	**18.5**	
BST1	BSDD0128	75.00	76.00	1.00	0.200			
BST1	BSDD0128	76.00	77.00	1.00	0.110			
BST1	BSDD0128	77.00	78.22	1.22	0.240			
BST1	BSDD0128	78.22	79.00	0.78	**5.090**			**3.44 m @ 4.14 g/t Au**
BST1	BSDD0128	79.00	80.00	1.00	**4.990**			
BST1	BSDD0128	80.00	81.00	1.00	**4.050**			
BST1	BSDD0128	81.00	81.66	0.66	**1.880**			
BST1	BSDD0128	81.66	83.16	1.50	0.130			
BST1	BSDD0128	83.16	84.00	0.84	0.790			
BST1	BSDD0128	84.00	85.00	1.00	0.020			
BST1	BSDD0128	85.00	86.00	1.00	**1.970**			**1.00 m @ 1.97 g/t Au**
BST1	BSDD0128	86.00	87.00	1.00	0.260			
BST1	BSDD0128	93.00	94.00	1.00	0.770	2.00 m @ 0.62 g/t Au	1.2	
BST1	BSDD0128	94.00	95.00	1.00	0.470			
BST1	BSDD0128	95.00	96.00	1.00	0.110			
BST1	BSDD0128	97.00	98.00	1.00	0.130			
BST1	BSDD0128	98.00	99.00	1.00	0.460	2.00 m @ 0.47 g/t Au	0.9	
BST1	BSDD0128	99.00	100.00	1.00	0.470			
BST1	BSDD0128	103.00	104.00	1.00	0.700	**4.00 m @ 0.63 g/t Au**	**2.5**	
BST1	BSDD0128	104.00	105.00	1.00	0.570			
BST1	BSDD0128	105.00	106.00	1.00	0.960			
BST1	BSDD0128	106.00	107.00	1.00	0.280			
BST1	BSDD0128	115.00	116.00	1.00	**2.850**	**7.00 m @ 1.22 g/t Au**	**8.6**	**5.00 m @ 1.19 g/t Au**
BST1	BSDD0128	116.00	117.00	1.00	0.730			
BST1	BSDD0128	117.00	118.00	1.00	0.160			
BST1	BSDD0128	118.00	119.00	1.00	**1.040**			
BST1	BSDD0128	119.00	120.00	1.00	**1.150**			
BST1	BSDD0128	120.00	121.00	1.00	0.450			
BST1	BSDD0128	121.00	122.00	1.00	**2.190**			**1.00 m @ 2.19 g/t Au**
BST1	BSDD0128	124.00	125.29	1.29	0.100			
BST1	BSDD0128	126.00	127.00	1.00	**2.960**	**11.00 m @ 0.70 g/t Au**	**7.7**	**1.00 m @ 2.96 g/t Au**
BST1	BSDD0128	127.00	128.32	1.32	0.290			
BST1	BSDD0128	128.32	129.00	0.68	0.050			

Deposit	Hole ID	From	To	Interval	Au (ppm)	Sig Int > 0.2 g/t Au	m*g/t Au (gpm)	Sig Int >1 g/t Au
BST1	BSDD0128	129.00	130.00	1.00	0.230			
BST1	BSDD0128	130.00	131.00	1.00	0.010			
BST1	BSDD0128	131.00	132.00	1.00	0.040			
BST1	BSDD0128	132.00	133.00	1.00	**1.350**			**1.00 m @ 1.35 g/t Au**
BST1	BSDD0128	133.00	134.00	1.00	0.040			
BST1	BSDD0128	134.00	135.00	1.00	0.930			
BST1	BSDD0128	135.00	136.00	1.00	0.410			
BST1	BSDD0128	136.00	137.00	1.00	**1.330**			**1.00 m @ 1.33 g/t Au**
BST1	BSDD0128	142.33	143.00	0.67	0.400	0.67 m @ 0.40 g/t Au	0.3	
BST1	BSDD0128	164.00	165.00	1.00	0.380			
BST1	BSDD0128	165.00	166.00	1.00	**1.290**			**1.00 m @ 1.29 g/t Au**
BST1	BSDD0128	166.00	167.00	1.00	0.010	**5.00 m @ 0.54 g/t Au**	**2.7**	
BST1	BSDD0128	167.00	168.00	1.00	0.210			
BST1	BSDD0128	168.00	169.00	1.00	0.810			
BST1	BSDD0128	172.00	173.00	1.00	**1.080**			**1.00 m @ 1.08 g/t Au**
BST1	BSDD0128	173.00	174.00	1.00	0.040			
BST1	BSDD0128	174.00	175.00	1.00	0.250	5.00 m @ 0.35 g/t Au	1.8	
BST1	BSDD0128	175.00	176.00	1.00	0.010			
BST1	BSDD0128	176.00	177.00	1.00	0.370			
BST1	BSDD0128	181.00	182.00	1.00	**1.830**	1.00 m @ 1.83 g/t Au	1.8	**1.00 m @ 1.83 g/t Au**
BST1	BSDD0128	187.00	188.00	1.00	0.250	1.00 m @ 0.25 g/t Au	0.3	
BST1	BSDD0128	189.00	190.00	1.00	0.280			
BST1	BSDD0128	190.00	191.00	1.00	0.070			
BST1	BSDD0128	191.00	192.00	1.00	0.830			
BST1	BSDD0128	192.00	193.00	1.00	0.120			
BST1	BSDD0128	193.00	194.00	1.00	0.030			
BST1	BSDD0128	194.00	195.00	1.00	0.530			
BST1	BSDD0128	195.00	196.00	1.00	0.010	**13.00 m @ 0.45 g/t Au**	**5.8**	
BST1	BSDD0128	196.00	197.00	1.00	0.340			
BST1	BSDD0128	197.00	198.00	1.00	0.030			
BST1	BSDD0128	198.00	199.00	1.00	0.840			
BST1	BSDD0128	199.00	200.00	1.00	0.100			
BST1	BSDD0128	200.00	201.00	1.00	0.110			
BST1	BSDD0128	201.00	202.00	1.00	**2.520**			**1.00 m @ 2.52 g/t Au**
BST1	BSDD0128	204.00	205.00	1.00	0.160			
BST1	BSDD0128	205.00	206.00	1.00	0.410			
BST1	BSDD0128	206.00	207.00	1.00	0.010	3.00 m @ 0.43 g/t Au	1.3	
BST1	BSDD0128	207.00	208.00	1.00	0.860			
BST1	BSDD0128	213.00	214.00	1.00	**1.090**			**1.00 m @ 1.09 g/t Au**
BST1	BSDD0128	214.00	215.00	1.00	0.320			
BST1	BSDD0128	215.00	216.00	1.00	0.220			
BST1	BSDD0128	216.00	217.00	1.00	0.350			
BST1	BSDD0128	217.00	218.00	1.00	0.010			
BST1	BSDD0128	218.00	219.00	1.00	0.420	**11.00 m @ 0.50 g/t Au**	**5.5**	
BST1	BSDD0128	219.00	220.00	1.00	0.090			
BST1	BSDD0128	220.00	221.00	1.00	0.350			
BST1	BSDD0128	221.00	222.00	1.00	0.960			
BST1	BSDD0128	222.00	223.00	1.00	0.870			
BST1	BSDD0128	223.00	224.00	1.00	0.810			
BST1	BSDD0128	226.00	227.00	1.00	0.160			
BST1	BSDD0128	227.00	228.00	1.00	0.360			
BST1	BSDD0128	228.00	229.00	1.00	0.330			
BST1	BSDD0128	229.00	230.00	1.00	0.760	**10.00 m @ 0.38 g/t Au**	**3.8**	
BST1	BSDD0128	230.00	231.00	1.00	0.210			
BST1	BSDD0128	231.00	232.00	1.00	0.010			

Deposit	Hole ID	From	To	Interval	Au (ppm)	Sig Int > 0.2 g/t Au	m*g/t Au (gpm)	Sig Int >1 g/t Au
BST1	BSDD0128	232.00	233.00	1.00	0.110			
BST1	BSDD0128	233.00	234.00	1.00	0.250			
BST1	BSDD0128	234.00	235.00	1.00	0.010			
BST1	BSDD0128	235.00	236.00	1.00	0.320			
BST1	BSDD0128	236.00	237.00	1.00	**1.440**			**1.00 m @ 1.44 g/t Au**
BST1	BSDD0128	238.00	239.00	1.00	0.110			
BST1	BSDD0128	241.00	242.00	1.00	**1.140**			**1.00 m @ 1.14 g/t Au**
BST1	BSDD0128	242.00	243.00	1.00	0.040			
BST1	BSDD0128	243.00	244.00	1.00	0.510	5.00 m @ 0.40 g/t Au	2.0	
BST1	BSDD0128	244.00	245.00	1.00	0.090			
BST1	BSDD0128	245.00	246.00	1.00	0.240			
BST1	BSDD0128	250.00	251.00	1.00	**2.190**	1.00 m @ 2.19 g/t Au	2.2	**1.00 m @ 2.19 g/t Au**
BST1	BSDD0128	258.00	259.00	1.00	0.600			
BST1	BSDD0128	259.00	260.00	1.00	0.380			
BST1	BSDD0128	260.00	261.00	1.00	0.320			
BST1	BSDD0128	261.00	262.00	1.00	0.070			
BST1	BSDD0128	262.00	263.00	1.00	**1.890**			**1.00 m @ 1.89 g/t Au**
BST1	BSDD0128	263.00	264.00	1.00	0.310	**12.26 m @ 0.96 g/t Au**	**11.8**	
BST1	BSDD0128	264.00	265.00	1.00	0.640			
BST1	BSDD0128	265.00	266.00	1.00	0.090			
BST1	BSDD0128	266.00	267.00	1.00	0.120			
BST1	BSDD0128	267.00	268.00	1.00	0.520			
BST1	BSDD0128	268.00	269.00	1.00	0.250			
BST1	BSDD0128	269.00	270.26	1.26	**5.210**			**1.26 m @ 5.21 g/t Au**
BST1	BSDD0128	274.00	274.65	0.65	0.180			
BST1	BSDD0128	274.65	276.00	1.35	**1.700**			**1.35 m @ 1.70 g/t Au**
BST1	BSDD0128	276.00	277.00	1.00	0.310			
BST1	BSDD0128	277.00	278.00	1.00	0.720	**6.35 m @ 2.54 g/t Au**	**16.1**	
BST1	BSDD0128	278.00	279.00	1.00	0.950			
BST1	BSDD0128	279.00	280.00	1.00	0.050			
BST1	BSDD0128	280.00	281.00	1.00	**11.810**			**1.00 m @ 11.81 g/t Au**
BST1	BSDD0128	281.68	283.00	1.32	0.190			
BST1	BSDD0128	285.00	286.00	1.00	**1.000**			**1.00 m @ 1.00 g/t Au**
BST1	BSDD0128	286.00	287.00	1.00	0.050	3.00 m @ 0.50 g/t Au	1.5	
BST1	BSDD0128	287.00	288.00	1.00	0.440			
BST1	BSDD0128	291.00	292.00	1.00	0.240	1.00 m @ 0.24 g/t Au	0.2	
BST1	BSDD0128	297.29	298.00	0.71	0.410			
BST1	BSDD0128	298.00	299.00	1.00	**3.290**			**1.00 m @ 3.29 g/t Au**
BST1	BSDD0128	299.00	300.00	1.00	0.040			
BST1	BSDD0128	300.00	301.00	1.00	0.200	**6.21 m @ 0.78 g/t Au**	**4.8**	
BST1	BSDD0128	301.00	302.00	1.00	0.190			
BST1	BSDD0128	302.00	303.00	1.00	0.340			
BST1	BSDD0128	303.00	303.50	0.50	0.980			
BST1	BSDD0128	311.00	311.76	0.76	0.170			
BST1	BSDD0128	311.76	313.00	1.24	0.540			
BST1	BSDD0128	313.00	314.00	1.00	0.010	3.24 m @ 0.32 g/t Au	1.0	
BST1	BSDD0128	314.00	315.00	1.00	0.370			
BST1	BSDD0129	10.50	12.00	1.50	0.149			
BST1	BSDD0129	28.50	30.00	1.50	0.585	1.50 m @ 0.58 g/t Au	0.9	
BST1	BSDD0129	31.50	32.40	0.90	0.139			
BST1	BSDD0129	35.30	36.00	0.70	**20.619**	**0.70 m @ 20.62 g/t Au**	**14.4**	**0.70 m @ 20.62 g/t Au**
BST1	BSDD0129	41.50	42.25	0.75	0.222	0.75 m @ 0.22 g/t Au	0.2	
BST1	BSDD0129	43.50	44.15	0.65	0.112			
BST1	BSDD0129	46.05	47.40	1.35	0.115			
BST1	BSDD0129	48.80	49.50	0.70	0.119			

Deposit	Hole ID	From	To	Interval	Au (ppm)	Sig Int > 0.2 g/t Au	m*g/t Au (gpm)	Sig Int >1 g/t Au
BST1	BSDD0129	76.00	77.00	1.00	0.181			
BST1	BSDD0129	83.00	84.00	1.00	0.140			
BST1	BSDD0129	85.00	86.00	1.00	0.280	1.00 m @ 0.28 g/t Au	0.3	
BST1	BSDD0129	108.00	109.00	1.00	0.119			
BST1	BSDD0130	0.00	1.50	1.50	0.120			
BST1	BSDD0130	1.50	2.33	0.83	0.100			
BST1	BSDD0130	6.82	7.50	0.68	0.100			
BST1	BSDD0130	72.00	73.00	1.00	0.320	1.00 m @ 0.32 g/t Au	0.3	
BST1	BSDD0130	79.00	80.00	1.00	0.320			
BST1	BSDD0130	80.00	81.00	1.00	0.130			
BST1	BSDD0130	86.00	87.00	1.00	0.150			
BST1	BSDD0130	93.00	94.00	1.00	0.430	1.00 m @ 0.43 g/t Au	0.4	
BST1	BSDD0130	119.00	120.00	1.00	0.170			
BST1	BSDD0130	127.00	128.00	1.00	0.100			
BST1	BSDD0130	142.00	143.00	1.00	0.120			
BST1	BSDD0130	146.00	147.00	1.00	0.140			
BST1	BSDD0130	159.00	160.00	1.00	**1.800**	1.00 m @ 1.80 g/t Au	1.8	**1.00 m @ 1.80 g/t Au**
BST1	BSDD0130	170.00	171.00	1.00	0.100			
BST1	BSDD0130	178.00	179.00	1.00	0.110			
BST1	BSDD0130	179.00	180.00	1.00	0.170			
BST1	BSDD0130	181.00	181.60	0.60	**47.940**	**3.00 m @ 9.89 g/t Au**	**29.7**	**0.60 m @ 47.94 g/t Au**
BST1	BSDD0130	181.60	183.00	1.40	0.090			
BST1	BSDD0130	183.00	184.00	1.00	0.790			
BST1	BSDD0130	214.00	215.00	1.00	0.100			
BST1	BSDD0130	222.00	223.00	1.00	0.340	1.00 m @ 0.34 g/t Au	0.3	
BST1	BSDD0131	0.00	1.50	1.50	0.239	1.50 m @ 0.24 g/t Au	0.4	
BST1	BSDD0131	1.50	2.46	0.96	0.190			
BST1	BSDD0131	3.00	4.00	1.00	0.576	1.00 m @ 0.58 g/t Au	0.6	
BST1	BSDD0131	16.50	17.58	1.08	**1.208**	1.08 m @ 1.21 g/t Au	1.3	**1.08 m @ 1.21 g/t Au**
BST1	BSDD0131	42.00	43.00	1.00	0.852	1.00 m @ 0.85 g/t Au	0.9	
BST1	BSDD0131	48.00	48.95	0.95	0.213	0.95 m @ 0.21 g/t Au	0.2	
BST1	BSDD0131	53.00	54.00	1.00	**3.558**	**1.00 m @ 3.56 g/t Au**	**3.6**	**1.00 m @ 3.56 g/t Au**
BST1	BSDD0131	54.00	54.94	0.94	0.100			
BST1	BSDD0131	68.00	68.70	0.70	0.348	0.70 m @ 0.35 g/t Au	0.2	
BST1	BSDD0131	70.00	71.00	1.00	0.277	1.00 m @ 0.28 g/t Au	0.3	
BST1	BSDD0131	71.00	72.00	1.00	0.135			
BST1	BSDD0131	153.00	154.00	1.00	0.362	2.00 m @ 0.32 g/t Au	0.6	
BST1	BSDD0131	154.00	155.00	1.00	0.270			
BST1	BSDD0131	160.00	161.00	1.00	0.298	1.00 m @ 0.30 g/t Au	0.3	
BST1	BSDD0131	168.00	169.00	1.00	0.214	1.00 m @ 0.21 g/t Au	0.2	
BST1	BSDD0131	179.00	180.00	1.00	0.183			
BST1	BSDD0131	194.00	194.54	0.54	0.808	0.54 m @ 0.81 g/t Au	0.4	
BST1	BSDD0131	202.00	203.00	1.00	0.107			
BST1	BSDD0131	204.00	205.00	1.00	0.124			
BST1	BSDD0131	227.00	227.70	0.70	0.655	0.70 m @ 0.66 g/t Au	0.5	
BST1	BSDD0131	248.00	249.00	1.00	0.206	1.00 m @ 0.21 g/t Au	0.2	
BST1	BSDD0131	256.00	257.00	1.00	0.154			
BST1	BSDD0131	258.00	259.00	1.00	0.285	1.00 m @ 0.28 g/t Au	0.3	
BST1	BSDD0131	259.00	260.00	1.00	0.177			
BST1	BSDD0131	262.00	262.70	0.70	0.206	0.70 m @ 0.21 g/t Au	0.1	
BST1	BSDD0131	264.00	265.00	1.00	0.125			
BST1	BSDD0131	267.00	268.00	1.00	0.336	**3.00 m @ 0.91 g/t Au**	**2.7**	
BST1	BSDD0131	268.00	269.00	1.00	0.273			
BST1	BSDD0131	269.00	270.00	1.00	**2.125**			**1.00 m @ 2.12 g/t Au**
BST1	BSDD0131	270.00	271.00	1.00	0.159			

Deposit	Hole ID	From	To	Interval	Au (ppm)	Sig Int > 0.2 g/t Au	m*g/t Au (gpm)	Sig Int >1 g/t Au
BST1	BSDD0131	276.00	277.00	1.00	0.599	1.00 m @ 0.60 g/t Au	0.6	
BST1	BSDD0131	288.00	289.00	1.00	0.164			
BST1	BSDD0131	299.00	300.00	1.00	**1.062**	1.00 m @ 1.06 g/t Au	1.1	**1.00 m @ 1.06 g/t Au**
BST1	BSDD0131	307.62	309.00	1.38	0.319	3.38 m @ 0.71 g/t Au	2.4	
BST1	BSDD0131	309.00	310.00	1.00	**1.433**			**1.00 m @ 1.43 g/t Au**
BST1	BSDD0131	310.00	311.00	1.00	0.534			
BST1	BSDD0131	316.00	317.00	1.00	0.428	3.00 m @ 0.46 g/t Au	1.4	
BST1	BSDD0131	317.00	318.00	1.00	0.607			
BST1	BSDD0131	318.00	319.00	1.00	0.347			
BST1	BSDD0131	322.00	323.00	1.00	0.512	1.00 m @ 0.51 g/t Au	0.5	
BST1	BSDD0131	326.00	327.00	1.00	**2.082**	1.00 m @ 2.08 g/t Au	2.1	**1.00 m @ 2.08 g/t Au**
BST1	BSDD0131	331.09	332.00	0.91	0.985	**3.91 m @ 0.88 g/t Au**	**3.5**	
BST1	BSDD0131	332.00	333.00	1.00	0.081			
BST1	BSDD0131	333.00	334.00	1.00	**1.658**			**1.00 m @ 1.66 g/t Au**
BST1	BSDD0131	334.00	335.00	1.00	0.818			
BST1	BSDD0131	338.00	339.00	1.00	0.330	4.00 m @ 0.42 g/t Au	1.7	
BST1	BSDD0131	339.00	340.00	1.00	0.146			
BST1	BSDD0131	340.00	341.00	1.00	0.147			
BST1	BSDD0131	341.00	342.00	1.00	**1.053**			**1.00 m @ 1.05 g/t Au**
BST1	BSDD0131	345.00	346.00	1.00	0.108			
BST1	BSDD0131	347.00	348.00	1.00	0.897	**5.44 m @ 0.72 g/t Au**	**3.9**	
BST1	BSDD0131	348.00	349.00	1.00	**2.116**			**1.00 m @ 2.12 g/t Au**
BST1	BSDD0131	349.00	350.00	1.00	0.128			
BST1	BSDD0131	350.00	351.00	1.00	0.102			
BST1	BSDD0131	351.00	352.44	1.44	0.464			
BST1	BSDD0131	358.60	360.00	1.40	**1.231**	**9.40 m @ 0.63 g/t Au**	**5.9**	**2.40 m @ 1.49 g/t Au**
BST1	BSDD0131	360.00	361.00	1.00	**1.851**			
BST1	BSDD0131	361.00	362.00	1.00	0.008			
BST1	BSDD0131	362.00	363.00	1.00	0.234			
BST1	BSDD0131	363.00	364.00	1.00	0.097			
BST1	BSDD0131	364.00	365.00	1.00	0.785			
BST1	BSDD0131	365.00	366.00	1.00	0.614			
BST1	BSDD0131	366.00	367.00	1.00	0.093			
BST1	BSDD0131	367.00	368.00	1.00	0.483			
BST1	BSDD0131	368.00	369.00	1.00	0.147			
BST1	BSDD0131	370.00	371.00	1.00	0.170			
BST1	BSDD0131	373.00	374.00	1.00	0.150			
BST1	BSDD0131	374.00	375.00	1.00	0.297	1.00 m @ 0.30 g/t Au	0.3	
BST1	BSDD0131	378.00	379.00	1.00	0.162			
BST1	BSDD0131	379.00	380.00	1.00	**1.346**	1.00 m @ 1.35 g/t Au	1.3	**1.00 m @ 1.35 g/t Au**
BST1	BSDD0131	383.00	384.00	1.00	0.948	**4.00 m @ 0.83 g/t Au**	**3.3**	
BST1	BSDD0131	384.00	385.00	1.00	0.860			
BST1	BSDD0131	385.00	386.00	1.00	0.258			
BST1	BSDD0131	386.00	387.00	1.00	**1.257**			**1.00 m @ 1.26 g/t Au**
BST1	BSDD0131	390.00	390.79	0.79	**2.396**	2.00 m @ 1.10 g/t Au	2.2	**0.79 m @ 2.40 g/t Au**
BST1	BSDD0131	390.79	392.00	1.21	0.255			
BST1	BSDD0131	395.00	396.00	1.00	0.129			
BST1	BSDD0131	398.00	399.00	1.00	0.834	1.00 m @ 0.83 g/t Au	0.8	
BST1	BSDD0131	404.00	405.00	1.00	0.750	1.00 m @ 0.75 g/t Au	0.8	
BST1	BSDD0131	409.22	410.00	0.78	**1.076**	0.78 m @ 1.08 g/t Au	0.8	**0.78 m @ 1.08 g/t Au**
BST1	BSDD0131	420.00	421.00	1.00	0.578	5.00 m @ 0.36 g/t Au	1.8	
BST1	BSDD0131	421.00	422.00	1.00	0.036			
BST1	BSDD0131	422.00	423.00	1.00	0.451			
BST1	BSDD0131	423.00	424.00	1.00	0.481			
BST1	BSDD0131	424.00	425.00	1.00	0.248			

Deposit	Hole ID	From	To	Interval	Au (ppm)	Sig Int > 0.2 g/t Au	m*g/t Au (gpm)	Sig Int >1 g/t Au
BST1	BSDD0131	428.00	429.00	1.00	0.165			
BST1	BSDD0131	429.00	430.00	1.00	0.154			
BST1	BSDD0132	35.00	36.00	1.00	0.140			
BST1	BSDD0132	44.75	45.50	0.75	0.610	0.75 m @ 0.61 g/t Au	0.5	
BST1	BSDD0132	58.00	58.67	0.67	0.170			
BST1	BSDD0132	64.00	65.00	1.00	0.100			
BST1	BSDD0132	66.00	67.00	1.00	0.260	1.00 m @ 0.26 g/t Au	0.3	
BST1	BSDD0132	80.00	81.00	1.00	0.170			
BST1	BSDD0132	83.00	84.00	1.00	0.110			
BST1	BSDD0132	84.00	85.00	1.00	0.460	4.00 m @ 0.22 g/t Au	0.9	
BST1	BSDD0132	85.00	86.00	1.00	0.070			
BST1	BSDD0132	86.00	87.00	1.00	0.080			
BST1	BSDD0132	87.00	88.00	1.00	0.280			
BST1	BSDD0132	92.00	93.00	1.00	0.580	1.00 m @ 0.58 g/t Au	0.6	
BST1	BSDD0132	97.00	98.00	1.00	0.110			
BST1	BSDD0132	101.35	102.00	0.65	**61.290**	**0.65 m @ 61.29 g/t Au**	**39.8**	**0.65 m @ 61.29 g/t Au**
BST1	BSDD0132	102.00	103.00	1.00	0.100			
BST1	BSDD0132	103.00	103.50	0.50	0.140			
BST1	BSDD0132	106.00	107.00	1.00	0.500	1.00 m @ 0.50 g/t Au	0.5	
BST1	BSDD0132	113.00	114.00	1.00	0.820	4.00 m @ 0.36 g/t Au	1.5	
BST1	BSDD0132	114.00	115.00	1.00	0.040			
BST1	BSDD0132	115.00	116.00	1.00	0.070			
BST1	BSDD0132	116.00	117.00	1.00	0.520			
BST1	BSDD0132	140.00	141.00	1.00	**2.170**	**4.00 m @ 0.93 g/t Au**	**3.7**	**1.00 m @ 2.17 g/t Au**
BST1	BSDD0132	141.00	142.00	1.00	0.100			
BST1	BSDD0132	142.00	143.00	1.00	0.010			
BST1	BSDD0132	143.00	144.00	1.00	**1.420**			**1.00 m @ 1.42 g/t Au**
BST1	BSDD0132	150.00	151.00	1.00	0.210	1.00 m @ 0.21 g/t Au	0.2	
BST1	BSDD0133	0.00	1.10	1.10	0.140			
BST1	BSDD0133	7.00	8.00	1.00	0.110			
BST1	BSDD0133	24.00	25.07	1.07	0.380	1.07 m @ 0.38 g/t Au	0.4	
BST1	BSDD0133	57.00	58.00	1.00	0.490	2.00 m @ 0.92 g/t Au	1.8	
BST1	BSDD0133	58.00	59.00	1.00	**1.350**			**1.00 m @ 1.35 g/t Au**
BST1	BSDD0133	70.00	71.00	1.00	0.180			
BST1	BSDD0133	75.00	76.00	1.00	0.100			
BST1	BSDD0133	77.00	78.00	1.00	0.100			
BST1	BSDD0133	90.10	91.00	0.90	0.100			
BST1	BSDD0133	98.00	99.00	1.00	0.220	1.00 m @ 0.22 g/t Au	0.2	
BST1	BSDD0133	100.00	101.00	1.00	0.190			
BST1	BSDD0133	122.40	123.50	1.10	0.140			
BST1	BSDD0133	126.00	126.80	0.80	0.260	0.80 m @ 0.26 g/t Au	0.2	
BST1	BSDD0134	0.00	1.00	1.00	0.200	2.16 m @ 0.30 g/t Au	0.6	
BST1	BSDD0134	1.00	2.16	1.16	0.380			
BST1	BSDD0134	3.57	4.50	0.93	0.660	0.93 m @ 0.66 g/t Au	0.6	
BST1	BSDD0134	17.00	18.00	1.00	0.120			
BST1	BSDD0134	60.00	61.00	1.00	0.140			
BST1	BSDD0134	74.00	75.43	1.43	**53.540**	**1.43 m @ 53.54 g/t Au**	**76.6**	**1.43 m @ 53.54 g/t Au**
BST1	BSDD0134	80.00	81.00	1.00	0.340	**4.00 m @ 0.78 g/t Au**	**3.1**	
BST1	BSDD0134	81.00	82.00	1.00	0.120			
BST1	BSDD0134	82.00	83.00	1.00	0.010			
BST1	BSDD0134	83.00	84.00	1.00	**2.650**			**1.00 m @ 2.65 g/t Au**
BST1	BSDD0134	86.00	87.00	1.00	0.190			
BST1	BSDD0134	87.00	88.00	1.00	0.190			
BST1	BSDD0134	88.00	89.00	1.00	0.120			
BST1	BSDD0134	93.00	94.00	1.00	0.200	1.00 m @ 0.20 g/t Au	0.2	

Deposit	Hole ID	From	To	Interval	Au (ppm)	Sig Int > 0.2 g/t Au	m*g/t Au (gpm)	Sig Int >1 g/t Au
BST1	BSDD0134	100.00	101.14	1.14	0.180			
BST1	BSDD0134	126.00	127.00	1.00	0.150			
BST1	BSDD0134	128.00	129.00	1.00	0.240	1.00 m @ 0.24 g/t Au	0.2	
BST1	BSDD0134	141.00	142.00	1.00	0.120			
BST1	BSDD0134	142.00	143.00	1.00	0.140			
BST1	BSDD0134	197.00	198.00	1.00	**2.030**	1.00 m @ 2.03 g/t Au	2.0	**1.00 m @ 2.03 g/t Au**
BST1	BSDD0135	0.00	0.75	0.75	0.300	0.75 m @ 0.30 g/t Au	0.2	
BST1	BSDD0135	2.30	3.00	0.70	0.250	0.70 m @ 0.25 g/t Au	0.2	
BST1	BSDD0135	3.00	4.50	1.50	0.120			
BST1	BSDD0135	25.00	26.00	1.00	0.800	1.00 m @ 0.80 g/t Au	0.8	
BST1	BSDD0135	36.00	37.00	1.00	0.120			
BST1	BSDD0135	37.00	38.30	1.30	**1.480**	1.30 m @ 1.48 g/t Au	1.9	**1.30 m @ 1.48 g/t Au**
BST1	BSDD0135	39.00	40.00	1.00	0.250	1.00 m @ 0.25 g/t Au	0.3	
BST1	BSDD0135	40.00	41.10	1.10	0.140			
BST1	BSDD0135	44.00	45.00	1.00	0.130			
BST1	BSDD0135	47.50	48.00	0.50	0.100			
BST1	BSDD0135	48.00	49.00	1.00	0.380	**8.00 m @ 0.82 g/t Au**	**6.6**	
BST1	BSDD0135	49.00	49.50	0.50	0.540			
BST1	BSDD0135	49.50	50.00	0.50	**1.170**			**2.00 m @ 1.51 g/t Au**
BST1	BSDD0135	50.00	50.83	0.83	0.050			
BST1	BSDD0135	50.83	51.50	0.67	**3.580**			
BST1	BSDD0135	51.50	52.15	0.65	0.170			
BST1	BSDD0135	52.15	53.00	0.85	0.170			
BST1	BSDD0135	53.00	54.00	1.00	0.320			
BST1	BSDD0135	54.00	55.00	1.00	**1.430**			**1.00 m @ 1.43 g/t Au**
BST1	BSDD0135	55.00	56.00	1.00	0.870			
BST1	BSDD0135	56.00	57.00	1.00	0.130			
BST1	BSDD0135	57.00	58.00	1.00	0.170			
BST1	BSDD0135	60.00	61.00	1.00	0.110			
BST1	BSDD0135	63.00	64.00	1.00	0.130			
BST1	BSDD0135	64.00	64.70	0.70	0.270	5.00 m @ 0.21 g/t Au	1.1	
BST1	BSDD0135	64.70	65.50	0.80	0.110			
BST1	BSDD0135	65.50	66.00	0.50	0.050			
BST1	BSDD0135	66.00	66.65	0.65	0.530			
BST1	BSDD0135	66.65	67.50	0.85	0.020			
BST1	BSDD0135	67.50	68.00	0.50	0.370			
BST1	BSDD0135	68.00	69.00	1.00	0.220			
BST1	BSDD0135	70.00	70.69	0.69	0.220	0.69 m @ 0.22 g/t Au	0.2	
BST1	BSDD0135	70.69	71.90	1.21	0.120			
BST1	BSDD0135	74.50	75.00	0.50	0.950	2.50 m @ 0.38 g/t Au	1.0	
BST1	BSDD0135	75.00	76.00	1.00	0.060			
BST1	BSDD0135	76.00	77.00	1.00	0.420			
BST1	BSDD0135	77.00	78.00	1.00	0.100			
BST1	BSDD0135	79.50	80.50	1.00	0.180			
BST1	BSDD0135	84.00	84.50	0.50	**1.000**	3.00 m @ 0.58 g/t Au	1.7	**1.00 m @ 1.21 g/t Au**
BST1	BSDD0135	84.50	85.00	0.50	**1.410**			
BST1	BSDD0135	85.00	86.00	1.00	0.240			
BST1	BSDD0135	86.00	87.00	1.00	0.290			
BST1	BSDD0135	90.00	90.60	0.60	0.190			
BST1	BSDD0135	90.60	91.30	0.70	**1.820**	0.70 m @ 1.82 g/t Au	1.3	**0.70 m @ 1.82 g/t Au**
BST1	BSDD0135	96.00	97.00	1.00	**1.560**	**8.50 m @ 1.20 g/t Au**	**10.2**	**3.70 m @ 1.14 g/t Au**
BST1	BSDD0135	97.00	97.60	0.60	0.230			
BST1	BSDD0135	97.60	98.10	0.50	0.010			
BST1	BSDD0135	98.10	99.00	0.90	0.470			
BST1	BSDD0135	99.00	99.70	0.70	**2.980**			

Deposit	Hole ID	From	To	Interval	Au (ppm)	Sig Int > 0.2 g/t Au	m*g/t Au (gpm)	Sig Int >1 g/t Au
BST1	BSDD0135	99.70	101.00	1.30	0.230			
BST1	BSDD0135	101.00	102.00	1.00	0.030			
BST1	BSDD0135	102.00	103.40	1.40	0.280			
BST1	BSDD0135	103.40	104.50	1.10	**4.800**			**1.10 m @ 4.80 g/t Au**
BST1	BSDD0135	104.50	106.00	1.50	0.100			
BST1	BSDD0135	106.00	107.00	1.00	0.110			
BST1	BSDD0135	109.50	110.00	0.50	0.440			
BST1	BSDD0135	110.00	111.00	1.00	**1.480**			**1.00 m @ 1.48 g/t Au**
BST1	BSDD0135	111.00	112.00	1.00	0.060	**4.20 m @ 0.67 g/t Au**	**2.8**	
BST1	BSDD0135	112.00	113.00	1.00	0.470			
BST1	BSDD0135	113.00	113.70	0.70	0.830			
BST1	BSDD0135	113.70	114.50	0.80	0.150			
BST1	BSDD0135	115.00	116.00	1.00	0.170			
BST1	BSDD0135	116.00	117.00	1.00	**2.160**			**1.00 m @ 2.16 g/t Au**
BST1	BSDD0135	117.00	118.00	1.00	0.040			
BST1	BSDD0135	118.00	118.70	0.70	0.010			
BST1	BSDD0135	118.70	120.00	1.30	0.580			
BST1	BSDD0135	120.00	121.00	1.00	**1.070**			
BST1	BSDD0135	121.00	122.00	1.00	**2.170**	**11.00 m @ 1.11 g/t Au**	**12.2**	
BST1	BSDD0135	122.00	123.00	1.00	**3.710**			**6.00 m @ 1.49 g/t Au**
BST1	BSDD0135	123.00	124.00	1.00	0.110			
BST1	BSDD0135	124.00	125.00	1.00	0.010			
BST1	BSDD0135	125.00	126.00	1.00	**1.890**			
BST1	BSDD0135	126.00	127.00	1.00	0.280			
BST1	BSDD0135	127.00	128.00	1.00	0.140			
BST1	BSDD0135	146.50	147.50	1.00	0.110			
BST1	BSDD0135	164.50	165.00	0.50	0.290	0.50 m @ 0.29 g/t Au	0.1	
BST1	BSDD0135	168.50	169.50	1.00	0.290			
BST1	BSDD0135	169.50	170.00	0.50	**2.270**			**2.50 m @ 3.97 g/t Au**
BST1	BSDD0135	170.00	171.00	1.00	0.750			
BST1	BSDD0135	171.00	172.00	1.00	**8.050**			
BST1	BSDD0135	172.00	173.00	1.00	0.940	**9.50 m @ 7.59 g/t Au**	**72.1**	
BST1	BSDD0135	173.00	174.00	1.00	0.700			
BST1	BSDD0135	174.00	175.15	1.15	0.080			
BST1	BSDD0135	175.15	175.70	0.55	**106.720**			**2.85 m @ 21.12 g/t Au**
BST1	BSDD0135	175.70	177.00	1.30	0.090			
BST1	BSDD0135	177.00	178.00	1.00	**1.380**			
BST1	BSDD0135	181.00	182.00	1.00	0.110			
BST1	BSDD0135	182.00	183.00	1.00	0.160			
BST1	BSDD0135	183.00	184.00	1.00	**2.930**			**1.00 m @ 2.93 g/t Au**
BST1	BSDD0135	184.00	184.80	0.80	0.090			
BST1	BSDD0135	184.80	186.00	1.20	0.050	**5.00 m @ 0.76 g/t Au**	**3.8**	
BST1	BSDD0135	186.00	187.00	1.00	0.270			
BST1	BSDD0135	187.00	188.00	1.00	0.450			
BST1	BSDD0135	194.00	195.00	1.00	0.130			
BST1	BSDD0135	195.00	196.00	1.00	0.950			
BST1	BSDD0135	196.00	197.00	1.00	0.650			
BST1	BSDD0135	197.00	198.36	1.36	0.050	**5.00 m @ 13.19 g/t Au**	**66.0**	
BST1	BSDD0135	198.36	199.02	0.66	**94.300**			**1.64 m @ 39.20 g/t Au**
BST1	BSDD0135	199.02	200.00	0.98	**2.100**			
BST1	BSDD0135	200.00	201.00	1.00	0.180			
BST1	BSDD0135	204.00	204.64	0.64	**3.160**			
BST1	BSDD0135	204.64	205.40	0.76	**1.960**	**12.00 m @ 0.76 g/t Au**	**9.1**	**5.00 m @ 1.38 g/t Au**
BST1	BSDD0135	205.40	206.00	0.60	**1.330**			
BST1	BSDD0135	206.00	207.00	1.00	0.010			

Deposit	Hole ID	From	To	Interval	Au (ppm)	Sig Int > 0.2 g/t Au	m*g/t Au (gpm)	Sig Int >1 g/t Au
BST1	BSDD0135	207.00	208.00	1.00	0.300			
BST1	BSDD0135	208.00	209.00	1.00	**2.300**			
BST1	BSDD0135	209.00	210.00	1.00	0.120			
BST1	BSDD0135	210.00	211.00	1.00	0.220			
BST1	BSDD0135	211.00	212.00	1.00	0.260			
BST1	BSDD0135	212.00	213.00	1.00	0.020			
BST1	BSDD0135	213.00	214.00	1.00	0.030			
BST1	BSDD0135	214.00	215.00	1.00	0.870			
BST1	BSDD0135	215.00	216.00	1.00	0.650			
BST1	BSDD0135	219.00	220.00	1.00	0.300	1.00 m @ 0.30 g/t Au	0.3	
BST1	BSDD0135	223.00	224.00	1.00	0.960	**4.00 m @ 0.98 g/t Au**	**3.9**	
BST1	BSDD0135	224.00	225.00	1.00	0.040			
BST1	BSDD0135	225.00	226.00	1.00	0.200			
BST1	BSDD0135	226.00	227.00	1.00	**2.740**			**1.00 m @ 2.74 g/t Au**
BST1	BSDD0135	227.00	228.00	1.00	0.160			
BST1	BSDD0135	232.00	232.80	0.80	**1.260**	0.80 m @ 1.26 g/t Au	1.0	**0.80 m @ 1.26 g/t Au**
BST1	BSDD0135	235.00	235.70	0.70	0.160			
BST1	BSDD0135	235.70	236.20	0.50	**3.760**	**3.80 m @ 1.07 g/t Au**	**4.1**	**3.80 m @ 1.07 g/t Au**
BST1	BSDD0135	236.20	237.00	0.80	0.090			
BST1	BSDD0135	237.00	238.00	1.00	0.010			
BST1	BSDD0135	238.00	239.50	1.50	**1.410**			
BST1	BSDD0135	241.00	242.00	1.00	0.140			
BST1	BSDD0135	244.00	245.00	1.00	0.250	1.00 m @ 0.25 g/t Au	0.3	
BST1	BSDD0135	247.09	248.50	1.41	**2.470**	**1.41 m @ 2.47 g/t Au**	**3.5**	**1.41 m @ 2.47 g/t Au**
BST1	BSDD0135	251.00	252.18	1.18	0.150			
BST1	BSDD0135	252.18	253.00	0.82	0.410	1.82 m @ 0.40 g/t Au	0.7	
BST1	BSDD0135	253.00	254.00	1.00	0.400			
BST1	BSDD0135	257.75	259.00	1.25	0.170			
BST1	BSDD0135	262.00	263.00	1.00	0.140			
BST1	BSDD0135	263.00	264.00	1.00	0.560	**10.00 m @ 0.36 g/t Au**	**3.6**	
BST1	BSDD0135	264.00	265.00	1.00	0.040			
BST1	BSDD0135	265.00	266.00	1.00	0.330			
BST1	BSDD0135	266.00	267.00	1.00	0.030			
BST1	BSDD0135	267.00	268.00	1.00	0.050			
BST1	BSDD0135	268.00	269.00	1.00	0.330			
BST1	BSDD0135	269.00	270.00	1.00	0.040			
BST1	BSDD0135	270.00	271.00	1.00	0.040			
BST1	BSDD0135	271.00	272.00	1.00	0.500			
BST1	BSDD0135	272.00	273.00	1.00	**1.650**			**1.00 m @ 1.65 g/t Au**
BST1	BSDD0135	275.00	276.00	1.00	0.140			
BST1	BSDD0135	278.00	279.00	1.00	0.440	**2.00 m @ 3.14 g/t Au**	**6.3**	
BST1	BSDD0135	279.00	280.00	1.00	**5.840**			**1.00 m @ 5.84 g/t Au**
BST1	BSDD0135	280.00	281.00	1.00	0.130			
BST1	BSDD0135	283.00	284.00	1.00	0.500	**6.00 m @ 0.56 g/t Au**	**3.4**	
BST1	BSDD0135	284.00	285.00	1.00	0.890			
BST1	BSDD0135	285.00	286.00	1.00	0.030			
BST1	BSDD0135	286.00	287.00	1.00	0.030			
BST1	BSDD0135	287.00	288.00	1.00	**1.290**			**1.00 m @ 1.29 g/t Au**
BST1	BSDD0135	288.00	289.00	1.00	0.650			
BST1	BSDD0135	299.00	300.00	1.00	0.190			
BST1	BSDD0135	300.00	301.00	1.00	0.540	**5.50 m @ 0.65 g/t Au**	**3.6**	
BST1	BSDD0135	301.00	302.00	1.00	0.570			
BST1	BSDD0135	302.00	303.00	1.00	0.040			
BST1	BSDD0135	303.00	304.00	1.00	**2.050**			**1.00 m @ 2.05 g/t Au**
BST1	BSDD0135	304.00	305.50	1.50	0.250			

Deposit	Hole ID	From	To	Interval	Au (ppm)	Sig Int > 0.2 g/t Au	m*g/t Au (gpm)	Sig Int >1 g/t Au
BST1	BSDD0135	305.50	307.00	1.50	0.180			
BST1	BSDD0135	308.00	309.00	1.00	**1.160**	4.70 m @ 0.45 g/t Au	2.1	**1.00 m @ 1.16 g/t Au**
BST1	BSDD0135	309.00	310.00	1.00	0.370			
BST1	BSDD0135	310.00	311.00	1.00	0.010			
BST1	BSDD0135	311.00	312.00	1.00	0.010			
BST1	BSDD0135	312.00	312.70	0.70	0.810			
BST1	BSDD0135	312.70	314.00	1.30	0.150			
BST1	BSDD0135	316.00	317.00	1.00	0.500	1.00 m @ 0.50 g/t Au	0.5	
BST1	BSDD0135	317.00	318.30	1.30	0.100			
BST1	BSDD0135	325.80	327.00	1.20	0.240	1.20 m @ 0.24 g/t Au	0.3	
BST1	BSDD0135	328.00	329.20	1.20	0.140			
BST1	BSDD0136	60.00	61.50	1.50	0.110			
BST1	BSDD0136	69.86	71.00	1.14	0.440	1.14 m @ 0.44 g/t Au	0.5	
BST1	BSDD0136	81.00	82.00	1.00	0.220	1.00 m @ 0.22 g/t Au	0.2	
BST1	BSDD0136	113.00	114.00	1.00	0.450	1.00 m @ 0.45 g/t Au	0.5	
BST1	BSDD0136	118.00	119.00	1.00	0.120			
BST1	BSDD0136	127.00	128.00	1.00	0.190			
BST1	BSDD0136	130.00	130.62	0.62	0.150			
BST1	BSDD0136	178.03	179.00	0.97	0.100			
BST1	BSDD0136	179.00	180.00	1.00	0.130			
BST1	BSDD0136	189.00	190.00	1.00	0.120			
BST1	BSDD0136	190.00	191.00	1.00	0.280	1.00 m @ 0.28 g/t Au	0.3	
BST1	BSDD0136	195.00	196.00	1.00	0.330	4.00 m @ 0.24 g/t Au	1.0	
BST1	BSDD0136	196.00	197.14	1.14	0.080			
BST1	BSDD0136	197.14	198.00	0.86	0.040			
BST1	BSDD0136	198.00	199.00	1.00	0.520			
BST1	BSDD0137	133.00	134.00	1.00	0.106			
BST1	BSDD0137	134.00	135.00	1.00	0.124			
BST1	BSDD0137	176.00	177.00	1.00	**10.611**	**1.00 m @ 10.61 g/t Au**	**10.6**	**1.00 m @ 10.61 g/t Au**
BST1	BSDD0137	184.00	185.00	1.00	0.135			
BST1	BSDD0137	185.00	186.00	1.00	0.102			
BST1	BSDD0137	186.00	187.00	1.00	0.410	1.00 m @ 0.41 g/t Au	0.4	
BST1	BSDD0137	195.20	196.50	1.30	**155.000**	**2.63 m @ 76.74 g/t Au**	**201.8**	**1.30 m @ 155.00 g/t Au**
BST1	BSDD0137	196.50	197.00	0.50	0.066			
BST1	BSDD0137	197.00	197.83	0.83	0.365			
BST1	BSDD0137	201.00	202.00	1.00	0.292	1.00 m @ 0.29 g/t Au	0.3	
BST1	BSDD0137	250.00	251.00	1.00	0.168			
BST1	BSDD0138	4.00	5.00	1.00	0.110			
BST1	BSDD0138	5.00	6.00	1.00	0.110			
BST1	BSDD0138	31.16	32.55	1.39	0.120			
BST1	BSDD0138	36.00	37.00	1.00	0.100			
BST1	BSDD0138	91.00	92.00	1.00	0.130			
BST1	BSDD0138	127.00	128.00	1.00	0.110			
BST1	BSDD0138	138.00	139.00	1.00	0.100			
BST1	BSDD0138	152.00	153.00	1.00	0.710	4.00 m @ 0.30 g/t Au	1.2	
BST1	BSDD0138	153.00	154.00	1.00	0.120			
BST1	BSDD0138	154.00	155.00	1.00	0.010			
BST1	BSDD0138	155.00	156.00	1.00	0.380			
BST1	BSDD0138	161.00	162.00	1.00	0.100			
BST1	BSDD0138	162.00	163.00	1.00	0.110			
BST1	BSDD0138	173.00	174.00	1.00	0.100			
BST1	BSDD0138	184.00	185.00	1.00	0.100			
BST1	BSDD0138	197.00	198.00	1.00	**7.820**	**3.00 m @ 8.30 g/t Au**	**24.9**	**3.00 m @ 8.30 g/t Au**
BST1	BSDD0138	198.00	199.00	1.00	0.010			
BST1	BSDD0138	199.00	200.00	1.00	**17.060**			

Deposit	Hole ID	From	To	Interval	Au (ppm)	Sig Int > 0.2 g/t Au	m*g/t Au (gpm)	Sig Int >1 g/t Au
BST1	BSDD0138	213.00	214.00	1.00	0.120			
BST1	BSDD0139	67.00	68.00	1.00	0.120			
BST1	BSDD0139	68.00	69.00	1.00	0.237			
BST1	BSDD0139	69.00	70.00	1.00	0.267	3.00 m @ 0.50 g/t Au	1.5	
BST1	BSDD0139	70.00	71.00	1.00	0.983			
BST1	BSDD0139	114.00	115.00	1.00	0.183			
BST1	BSDD0139	119.00	120.00	1.00	**9.362**	**1.00 m @ 9.36 g/t Au**	**9.4**	**1.00 m @ 9.36 g/t Au**
BST1	BSDD0139	126.00	127.00	1.00	0.226	2.00 m @ 0.57 g/t Au	1.1	
BST1	BSDD0139	127.00	128.00	1.00	0.905			
BST1	BSDD0139	149.00	150.00	1.00	0.192			
BST1	BSDD0139	151.00	152.00	1.00	0.142			
BST1	BSDD0139	152.00	153.23	1.23	0.106			
BST1	BSDD0139	160.00	161.00	1.00	0.102			
BST1	BSDD0139	167.00	168.00	1.00	0.117			
BST1	BSDD0139	169.00	170.00	1.00	0.121			
BST1	BSDD0139	193.00	194.00	1.00	0.104			
BST1	BSDD0139	200.00	201.00	1.00	0.143			
BST1	BSDD0139	202.00	203.00	1.00	0.435	1.00 m @ 0.43 g/t Au	0.4	
BST1	BSDD0139	207.00	208.20	1.20	0.934	1.20 m @ 0.93 g/t Au	1.1	
BST1	BSDD0139	214.48	215.50	1.02	0.121			
BST1	BSDD0139	217.00	218.00	1.00	**1.207**			
BST1	BSDD0139	218.00	219.00	1.00	**1.088**	**2.80 m @ 1.94 g/t Au**	**5.4**	**2.80 m @ 1.94 g/t Au**
BST1	BSDD0139	219.00	219.80	0.80	**3.936**			
BST1	BSDD0139	219.80	221.00	1.20	0.199			
BST1	BSDD0139	236.00	237.00	1.00	0.151			
BST1	BSDD0139	255.00	256.00	1.00	0.109			
BST1	BSDD0139	256.00	257.00	1.00	0.247	1.00 m @ 0.25 g/t Au	0.2	
BST1	BSDD0139	266.00	267.00	1.00	0.165			
BST1	BSDD0139	267.00	268.00	1.00	**1.114**			**2.00 m @ 1.12 g/t Au**
BST1	BSDD0139	268.00	269.00	1.00	**1.124**			
BST1	BSDD0139	269.00	270.00	1.00	0.183	**6.00 m @ 1.40 g/t Au**	**8.4**	
BST1	BSDD0139	270.00	271.00	1.00	0.093			
BST1	BSDD0139	271.00	272.00	1.00	0.833			
BST1	BSDD0139	272.00	273.00	1.00	**5.043**			**1.00 m @ 5.04 g/t Au**
BST1	BSDD0139	274.00	275.00	1.00	0.192			
BST1	BSDD0139	275.00	276.00	1.00	0.187			
BST1	BSDD0139	276.00	277.00	1.00	0.138			
BST1	BSDD0139	278.00	279.00	1.00	0.299			
BST1	BSDD0139	279.00	280.00	1.00	0.465	3.40 m @ 0.41 g/t Au	1.4	
BST1	BSDD0139	280.00	281.40	1.40	0.442			
BST1	BSDD0139	281.40	282.00	0.60	0.121			
BST1	BSDD0139	284.00	285.10	1.10	0.108			
BST1	BSDD0140	0.00	0.90	0.90	0.392	0.90 m @ 0.39 g/t Au	0.4	
BST1	BSDD0140	4.50	6.00	1.50	0.387			
BST1	BSDD0140	6.00	7.50	1.50	0.032	**3.90 m @ 4.44 g/t Au**	**17.3**	
BST1	BSDD0140	7.50	8.40	0.90	**18.561**			**0.90 m @ 18.56 g/t Au**
BST1	BSDD0140	9.87	11.25	1.38	0.845	1.38 m @ 0.84 g/t Au	1.2	
BST1	BSDD0140	29.50	31.00	1.50	0.935	1.50 m @ 0.94 g/t Au	1.4	
BST1	BSDD0140	75.00	76.00	1.00	0.439	1.00 m @ 0.44 g/t Au	0.4	
BST1	BSDD0140	90.00	91.00	1.00	0.427	1.00 m @ 0.43 g/t Au	0.4	
BST1	BSDD0140	160.00	161.00	1.00	0.144			
BST1	BSDD0140	226.00	227.00	1.00	0.232	1.00 m @ 0.23 g/t Au	0.2	
BST1	BSDD0140	240.00	241.00	1.00	0.332	1.00 m @ 0.33 g/t Au	0.3	
BST1	BSDD0140	247.00	248.00	1.00	0.147			
BST1	BSDD0140	254.60	255.55	0.95	**1.246**	2.40 m @ 0.75 g/t Au	1.8	**0.95 m @ 1.25 g/t Au**

Deposit	Hole ID	From	To	Interval	Au (ppm)	Sig Int > 0.2 g/t Au	m*g/t Au (gpm)	Sig Int >1 g/t Au
BST1	BSDD0140	255.55	257.00	1.45	0.433			
BST1	BSDD0140	267.00	268.00	1.00	0.886	6.00 m @ 0.31 g/t Au	1.8	
BST1	BSDD0140	268.00	269.00	1.00	0.030			
BST1	BSDD0140	269.00	270.00	1.00	0.289			
BST1	BSDD0140	270.00	271.00	1.00	0.208			
BST1	BSDD0140	271.00	272.00	1.00	0.204			
BST1	BSDD0140	272.00	273.00	1.00	0.231			
BST1	BSDD0140	273.00	274.00	1.00	0.147			
BST1	BSDD0140	274.00	275.00	1.00	0.104			
BST1	BSDD0140	277.00	278.00	1.00	0.426	1.00 m @ 0.43 g/t Au	0.4	
BST1	BSDD0140	280.00	281.00	1.00	0.122			
BST1	BSDD0140	281.00	282.00	1.00	0.143			
BST1	BSDD0140	290.00	291.00	1.00	**1.740**	1.00 m @ 1.74 g/t Au	1.7	**1.00 m @ 1.74 g/t Au**
BST1	BSDD0140	297.00	298.00	1.00	0.775	1.00 m @ 0.78 g/t Au	0.8	
BST1	BSDD0140	303.00	304.00	1.00	0.372	1.00 m @ 0.37 g/t Au	0.4	
BST1	BSDD0140	307.00	308.00	1.00	0.409	4.00 m @ 0.32 g/t Au	1.3	
BST1	BSDD0140	308.00	309.00	1.00	0.008			
BST1	BSDD0140	309.00	310.00	1.00	0.030			
BST1	BSDD0140	310.00	311.00	1.00	0.827			
BST1	BSDD0140	311.00	312.00	1.00	0.154			
BST1	BSDD0140	313.00	314.00	1.00	0.119			
BST1	BSDD0140	315.00	316.00	1.00	**1.215**	2.00 m @ 1.05 g/t Au	2.1	**1.00 m @ 1.22 g/t Au**
BST1	BSDD0140	316.00	317.00	1.00	0.892			
BST1	BSDD0140	320.00	321.00	1.00	0.567	3.00 m @ 0.35 g/t Au	1.0	
BST1	BSDD0140	321.00	322.00	1.00	0.049			
BST1	BSDD0140	322.00	323.00	1.00	0.430			
BST1	BSDD0140	326.00	327.00	1.00	**1.116**	**3.00 m @ 1.02 g/t Au**	**3.1**	**3.00 m @ 1.02 g/t Au**
BST1	BSDD0140	327.00	328.00	1.00	0.074			
BST1	BSDD0140	328.00	329.00	1.00	**1.883**			
BST1	BSDD0140	331.00	332.00	1.00	0.167			
BST1	BSDD0140	332.00	333.00	1.00	0.583	2.77 m @ 0.42 g/t Au	1.2	
BST1	BSDD0140	333.00	334.00	1.00	0.084			
BST1	BSDD0140	334.00	334.77	0.77	0.662			
BST1	BSDD0140	334.77	336.00	1.23	0.174			
BST1	BSDD0140	339.00	340.19	1.19	0.288	**6.00 m @ 0.59 g/t Au**	**3.5**	
BST1	BSDD0140	340.19	341.00	0.81	**1.619**			**0.81 m @ 1.62 g/t Au**
BST1	BSDD0140	341.00	342.00	1.00	0.029			
BST1	BSDD0140	342.00	343.00	1.00	0.521			
BST1	BSDD0140	343.00	343.86	0.86	**1.174**			**0.86 m @ 1.17 g/t Au**
BST1	BSDD0140	343.86	345.00	1.14	0.268			
BST1	BSDD0140	348.00	349.00	1.00	0.741	1.00 m @ 0.74 g/t Au	0.7	
BST1	BSDD0140	353.00	354.00	1.00	0.115			
BST1	BSDD0140	356.00	357.00	1.00	0.144			
BST1	BSDD0140	357.00	358.00	1.00	0.740	5.00 m @ 0.42 g/t Au	2.1	
BST1	BSDD0140	358.00	359.00	1.00	0.101			
BST1	BSDD0140	359.00	360.00	1.00	0.379			
BST1	BSDD0140	360.00	361.00	1.00	0.520			
BST1	BSDD0140	361.00	362.00	1.00	0.379			
BST1	BSDD0140	366.00	367.00	1.00	0.812	1.00 m @ 0.81 g/t Au	0.8	
BST1	BSDD0140	369.00	370.00	1.00	0.118			
BST1	BSDD0140	373.00	374.00	1.00	**2.233**	1.00 m @ 2.23 g/t Au	2.2	**1.00 m @ 2.23 g/t Au**
BST1	BSDD0140	378.00	379.00	1.00	0.167			
BST1	BSDD0140	380.00	381.00	1.00	0.816	1.00 m @ 0.82 g/t Au	0.8	
BST1	BSDD0140	384.00	385.00	1.00	0.172			
BST1	BSDD0140	388.00	389.00	1.00	**1.003**	1.00 m @ 1.00 g/t Au	1.0	**1.00 m @ 1.00 g/t Au**

Deposit	Hole ID	From	To	Interval	Au (ppm)	Sig Int > 0.2 g/t Au	m*g/t Au (gpm)	Sig Int >1 g/t Au
BST1	BSDD0140	394.00	395.00	1.00	0.265	2.00 m @ 0.50 g/t Au	1.0	
BST1	BSDD0140	395.00	396.00	1.00	0.729			
BST1	BSDD0140	441.00	442.00	1.00	0.251	1.00 m @ 0.25 g/t Au	0.3	
BST1	BSDD0141	0.00	1.50	1.50	0.346	1.50 m @ 0.35 g/t Au	0.5	
BST1	BSDD0141	2.35	3.00	0.65	0.113			
BST1	BSDD0141	8.27	9.00	0.73	0.112			
BST1	BSDD0141	9.00	10.50	1.50	0.544	1.50 m @ 0.54 g/t Au	0.8	
BST1	BSDD0141	15.88	16.50	0.62	**3.281**	0.62 m @ 3.28 g/t Au	2.0	**0.62 m @ 3.28 g/t Au**
BST1	BSDD0141	54.40	55.00	0.60	0.118			
BST1	BSDD0141	55.00	56.00	1.00	0.417	1.00 m @ 0.42 g/t Au	0.4	
BST1	BSDD0141	114.00	115.00	1.00	0.636	1.00 m @ 0.64 g/t Au	0.6	
BST1	BSDD0141	118.00	119.00	1.00	0.109			
BST1	BSDD0141	135.00	136.00	1.00	0.128			
BST1	BSDD0141	144.00	145.00	1.00	0.283	1.00 m @ 0.28 g/t Au	0.3	
BST1	BSDD0141	162.00	163.00	1.00	0.103			
BST1	BSDD0141	172.00	173.00	1.00	0.246	1.00 m @ 0.25 g/t Au	0.2	
BST1	BSDD0141	177.00	178.00	1.00	0.233	1.00 m @ 0.23 g/t Au	0.2	
BST1	BSDD0141	179.00	180.00	1.00	0.184			
BST1	BSDD0141	180.00	181.00	1.00	0.117			
BST1	BSDD0141	188.00	189.00	1.00	**9.060**	**2.00 m @ 4.88 g/t Au**	**9.8**	**1.00 m @ 9.06 g/t Au**
BST1	BSDD0141	189.00	190.00	1.00	0.704			
BST1	BSDD0141	190.00	191.00	1.00	0.136			
BST1	BSDD0141	191.00	192.00	1.00	0.179			
BST1	BSDD0141	193.00	194.00	1.00	0.335	2.00 m @ 0.35 g/t Au	0.7	
BST1	BSDD0141	194.00	195.00	1.00	0.363			
BST1	BSDD0141	200.00	201.00	1.00	0.820	1.00 m @ 0.82 g/t Au	0.8	
BST1	BSDD0141	202.00	203.00	1.00	0.177			
BST1	BSDD0141	207.00	208.00	1.00	0.291	1.00 m @ 0.29 g/t Au	0.3	
BST1	BSDD0141	208.00	209.00	1.00	0.128			
BST1	BSDD0141	210.00	211.00	1.00	0.232	1.00 m @ 0.23 g/t Au	0.2	
BST1	BSDD0141	233.00	234.00	1.00	0.198			
BST1	BSDD0141	254.58	256.00	1.42	0.414	1.42 m @ 0.41 g/t Au	0.6	
BST1	BSDD0141	259.00	260.00	1.00	0.105			
BST1	BSDD0141	261.00	262.00	1.00	0.264	1.00 m @ 0.26 g/t Au	0.3	
BST1	BSDD0141	264.00	265.00	1.00	0.110			
BST1	BSDD0141	284.00	285.00	1.00	0.102			
BST1	BSDD0141	285.00	286.00	1.00	0.295	1.00 m @ 0.29 g/t Au	0.3	
BST1	BSDD0143	0.00	1.00	1.00	0.209	1.00 m @ 0.21 g/t Au	0.2	
BST1	BSDD0143	1.00	2.45	1.45	0.124			
BST1	BSDD0143	5.00	6.00	1.00	0.108			
BST1	BSDD0143	39.73	41.16	1.43	0.180			
BST1	BSDD0143	43.18	43.83	0.65	0.147			
BST1	BSDD0143	51.00	52.00	1.00	0.116			
BST1	BSDD0143	59.00	60.00	1.00	0.528	2.00 m @ 0.37 g/t Au	0.7	
BST1	BSDD0143	60.00	61.00	1.00	0.210			
BST1	BSDD0143	82.00	83.00	1.00	0.631	1.00 m @ 0.63 g/t Au	0.6	
BST1	BSDD0143	92.00	93.00	1.00	0.446	1.00 m @ 0.45 g/t Au	0.4	
BST1	BSDD0143	101.00	102.00	1.00	0.274	1.00 m @ 0.27 g/t Au	0.3	
BST1	BSDD0143	104.00	105.00	1.00	0.271	2.00 m @ 0.24 g/t Au	0.5	
BST1	BSDD0143	105.00	106.00	1.00	0.209			
BST1	BSDD0143	108.00	109.00	1.00	0.263	**24.00 m @ 6.31 g/t Au**	**151.4**	
BST1	BSDD0143	109.00	110.00	1.00	0.091			
BST1	BSDD0143	110.00	111.00	1.00	**126.634**			**7.00 m @ 19.25 g/t Au**
BST1	BSDD0143	111.00	112.00	1.00	0.577			
BST1	BSDD0143	112.00	113.00	1.00	**1.165**			

Deposit	Hole ID	From	To	Interval	Au (ppm)	Sig Int > 0.2 g/t Au	m*g/t Au (gpm)	Sig Int >1 g/t Au
BST1	BSDD0143	113.00	114.00	1.00	0.501			
BST1	BSDD0143	114.00	115.00	1.00	**1.513**			
BST1	BSDD0143	115.00	116.00	1.00	**1.193**			
BST1	BSDD0143	116.00	117.00	1.00	**3.136**			
BST1	BSDD0143	117.00	118.00	1.00	0.156			
BST1	BSDD0143	118.00	119.00	1.00	0.311			
BST1	BSDD0143	119.00	120.00	1.00	0.375			
BST1	BSDD0143	120.00	121.00	1.00	0.278			
BST1	BSDD0143	121.00	122.00	1.00	0.702			
BST1	BSDD0143	122.00	123.00	1.00	**4.393**			
BST1	BSDD0143	123.00	124.00	1.00	**1.402**			**4.00 m @ 3.14 g/t Au**
BST1	BSDD0143	124.00	125.00	1.00	0.414			
BST1	BSDD0143	125.00	126.00	1.00	**6.332**			
BST1	BSDD0143	126.00	127.00	1.00	0.578			
BST1	BSDD0143	127.00	128.00	1.00	0.032			
BST1	BSDD0143	128.00	129.00	1.00	0.366			
BST1	BSDD0143	129.00	130.00	1.00	0.220			
BST1	BSDD0143	130.00	130.61	0.61	0.193			
BST1	BSDD0143	130.61	132.00	1.39	0.466			
BST1	BSDD0143	135.00	136.00	1.00	0.286	1.00 m @ 0.29 g/t Au	0.3	
BST1	BSDD0143	137.00	138.00	1.00	0.121			
BST1	BSDD0143	143.00	144.00	1.00	0.103			
BST1	BSDD0143	144.00	145.00	1.00	0.987			
BST1	BSDD0143	145.00	146.00	1.00	0.242			
BST1	BSDD0143	146.00	147.00	1.00	0.090			
BST1	BSDD0143	147.00	148.00	1.00	0.066	**7.00 m @ 0.41 g/t Au**	**2.9**	
BST1	BSDD0143	148.00	149.00	1.00	0.805			
BST1	BSDD0143	149.00	150.00	1.00	0.199			
BST1	BSDD0143	150.00	151.00	1.00	0.464			
BST1	BSDD0143	151.00	152.00	1.00	0.130			
BST1	BSDD0143	153.00	154.00	1.00	0.132			
BST1	BSDD0143	158.00	159.00	1.00	0.112			
BST1	BSDD0143	159.00	160.00	1.00	0.682			
BST1	BSDD0143	160.00	161.00	1.00	0.335			
BST1	BSDD0143	161.00	162.00	1.00	0.249			
BST1	BSDD0143	162.00	163.00	1.00	0.823			
BST1	BSDD0143	163.00	164.00	1.00	0.047			
BST1	BSDD0143	164.00	165.00	1.00	0.317	**11.00 m @ 0.28 g/t Au**	**3.1**	
BST1	BSDD0143	165.00	166.00	1.00	0.126			
BST1	BSDD0143	166.00	167.00	1.00	0.213			
BST1	BSDD0143	167.00	168.00	1.00	0.036			
BST1	BSDD0143	168.00	169.00	1.00	0.018			
BST1	BSDD0143	169.00	170.00	1.00	0.212			
BST1	BSDD0143	173.00	174.00	1.00	0.528	1.00 m @ 0.53 g/t Au	0.5	
BST1	BSDD0143	177.00	178.00	1.00	0.100			
BST1	BSDD0143	178.00	179.00	1.00	**2.809**	**1.00 m @ 2.81 g/t Au**	**2.8**	**1.00 m @ 2.81 g/t Au**
BST1	BSDD0143	181.00	182.00	1.00	0.102			
BST1	BSDD0143	182.00	183.00	1.00	0.173			
BST1	BSDD0143	185.00	186.00	1.00	0.749			
BST1	BSDD0143	186.00	187.00	1.00	**1.455**	**3.00 m @ 1.50 g/t Au**	**4.5**	**2.00 m @ 1.87 g/t Au**
BST1	BSDD0143	187.00	188.00	1.00	**2.283**			
BST1	BSDD0143	188.00	189.00	1.00	0.116			
BST1	BSDD0143	190.00	191.00	1.00	0.114			
BST1	BSDD0143	191.00	192.00	1.00	0.859	**6.00 m @ 0.86 g/t Au**	**5.1**	
BST1	BSDD0143	192.00	193.00	1.00	**1.270**			**2.00 m @ 1.22 g/t Au**

Deposit	Hole ID	From	To	Interval	Au (ppm)	Sig Int > 0.2 g/t Au	m*g/t Au (gpm)	Sig Int >1 g/t Au
BST1	BSDD0143	193.00	194.00	1.00	**1.173**			
BST1	BSDD0143	194.00	195.00	1.00	0.407			
BST1	BSDD0143	195.00	196.00	1.00	**1.036**			**1.00 m @ 1.04 g/t Au**
BST1	BSDD0143	196.00	197.00	1.00	0.400			
BST1	BSDD0143	198.00	199.00	1.00	0.177			
BST1	BSDD0143	199.00	200.00	1.00	0.149			
BST1	BSDD0143	200.00	201.00	1.00	0.242	2.00 m @ 0.24 g/t Au	0.5	
BST1	BSDD0143	201.00	202.00	1.00	0.231			
BST1	BSDD0143	207.00	208.00	1.00	0.319	**3.00 m @ 1.15 g/t Au**	**3.5**	
BST1	BSDD0143	208.00	209.00	1.00	**2.731**			**1.00 m @ 2.73 g/t Au**
BST1	BSDD0143	209.00	210.00	1.00	0.408			
BST1	BSDD0143	214.00	215.00	1.00	0.663	1.00 m @ 0.66 g/t Au	0.7	
BST1	BSDD0143	220.00	221.00	1.00	0.173			
BST1	BSDD0143	221.00	222.19	1.19	0.668	**8.00 m @ 1.02 g/t Au**	**8.2**	
BST1	BSDD0143	222.19	223.00	0.81	**1.423**			**0.81 m @ 1.42 g/t Au**
BST1	BSDD0143	223.00	223.71	0.71	0.082			
BST1	BSDD0143	223.71	225.00	1.29	0.351			
BST1	BSDD0143	225.00	226.00	1.00	0.616			
BST1	BSDD0143	226.00	227.00	1.00	0.399			
BST1	BSDD0143	227.00	228.00	1.00	**2.959**			**2.00 m @ 2.36 g/t Au**
BST1	BSDD0143	228.00	229.00	1.00	**1.755**			
BST1	BSDD0143	237.00	238.00	1.00	0.547	1.00 m @ 0.55 g/t Au	0.5	
BST1	BSDD0143	240.00	241.00	1.00	0.175			
BST1	BSDD0143	255.00	256.00	1.00	0.672	**6.00 m @ 1.81 g/t Au**	**10.9**	
BST1	BSDD0143	256.00	257.00	1.00	0.080			
BST1	BSDD0143	257.00	258.00	1.00	**2.312**			**4.00 m @ 2.53 g/t Au**
BST1	BSDD0143	258.00	259.00	1.00	**5.473**			
BST1	BSDD0143	259.00	260.00	1.00	0.028			
BST1	BSDD0143	260.00	261.00	1.00	**2.302**			
BST1	BSDD0143	265.00	266.00	1.00	0.418	1.00 m @ 0.42 g/t Au	0.4	
BST1	BSDD0143	282.00	283.00	1.00	0.236	1.00 m @ 0.24 g/t Au	0.2	
BST1	BSDD0144	0.00	1.50	1.50	0.237	1.50 m @ 0.24 g/t Au	0.4	
BST1	BSDD0144	2.34	3.00	0.66	0.143			
BST1	BSDD0144	3.00	4.05	1.05	0.265	1.05 m @ 0.27 g/t Au	0.3	
BST1	BSDD0144	4.92	6.00	1.08	0.155			
BST1	BSDD0144	9.55	10.50	0.95	0.170			
BST1	BSDD0144	10.50	11.28	0.78	0.503	0.78 m @ 0.50 g/t Au	0.4	
BST1	BSDD0144	16.50	18.00	1.50	**1.462**	**3.80 m @ 0.72 g/t Au**	**2.7**	**1.50 m @ 1.46 g/t Au**
BST1	BSDD0144	18.00	19.50	1.50	0.096			
BST1	BSDD0144	19.50	20.30	0.80	0.486			
BST1	BSDD0144	23.76	24.70	0.94	0.213	0.94 m @ 0.21 g/t Au	0.2	
BST1	BSDD0144	64.00	65.00	1.00	0.101			
BST1	BSDD0144	112.00	113.00	1.00	0.165			
BST1	BSDD0144	123.00	124.00	1.00	0.148			
BST1	BSDD0144	124.00	125.00	1.00	**32.529**	**1.00 m @ 32.53 g/t Au**	**32.5**	**1.00 m @ 32.53 g/t Au**
BST1	BSDD0144	132.00	133.00	1.00	0.517	1.00 m @ 0.52 g/t Au	0.5	
BST1	BSDD0144	176.00	177.00	1.00	0.144			
BST1	BSDD0144	181.00	182.00	1.00	0.114			
BST1	BSDD0144	182.00	183.00	1.00	0.802	1.00 m @ 0.80 g/t Au	0.8	
BST1	BSDD0144	183.00	184.00	1.00	0.156			
BST1	BSDD0144	187.00	188.00	1.00	0.135			
BST1	BSDD0144	193.00	194.00	1.00	0.122			
BST1	BSDD0144	198.00	199.00	1.00	0.361	1.00 m @ 0.36 g/t Au	0.4	
BST1	BSDD0144	199.00	200.00	1.00	0.164			
BST1	BSDD0144	202.00	203.00	1.00	0.358	2.00 m @ 0.59 g/t Au	1.2	

Deposit	Hole ID	From	To	Interval	Au (ppm)	Sig Int > 0.2 g/t Au	m*g/t Au (gpm)	Sig Int >1 g/t Au
BST1	BSDD0144	203.00	204.00	1.00	0.826			
BST1	BSDD0144	210.00	211.00	1.00	0.286	1.00 m @ 0.29 g/t Au	0.3	
BST1	BSDD0144	218.00	219.00	1.00	0.283	3.00 m @ 0.29 g/t Au	0.9	
BST1	BSDD0144	219.00	220.00	1.00	0.008			
BST1	BSDD0144	220.00	221.00	1.00	0.577			
BST1	BSDD0144	239.00	240.00	1.00	**1.165**	1.00 m @ 1.17 g/t Au	1.2	**1.00 m @ 1.17 g/t Au**
BST1	BSDD0145	0.00	1.00	1.00	0.436	6.90 m @ 0.25 g/t Au	1.7	
BST1	BSDD0145	1.00	2.00	1.00	0.159			
BST1	BSDD0145	2.00	3.00	1.00	0.087			
BST1	BSDD0145	3.00	4.00	1.00	0.324			
BST1	BSDD0145	4.00	5.00	1.00	0.190			
BST1	BSDD0145	5.00	6.00	1.00	0.186			
BST1	BSDD0145	6.00	6.90	0.90	0.382			
BST1	BSDD0145	12.00	13.00	1.00	0.100			
BST1	BSDD0145	31.00	32.00	1.00	**2.107**	1.00 m @ 2.11 g/t Au	2.1	**1.00 m @ 2.11 g/t Au**
BST1	BSDD0145	39.00	40.00	1.00	0.829	1.00 m @ 0.83 g/t Au	0.8	
BST1	BSDD0145	45.00	46.00	1.00	0.274	1.00 m @ 0.27 g/t Au	0.3	
BST1	BSDD0145	58.00	59.00	1.00	0.883	1.00 m @ 0.88 g/t Au	0.9	
BST1	BSDD0145	171.50	173.00	1.50	0.534	1.50 m @ 0.53 g/t Au	0.8	
BST1	BSDD0145	229.00	230.50	1.50	0.795	2.50 m @ 0.59 g/t Au	1.5	
BST1	BSDD0145	230.50	231.50	1.00	0.281			
BST1	BSDD0145	239.00	240.00	1.00	0.207	**13.00 m @ 0.61 g/t Au**	**7.9**	
BST1	BSDD0145	240.00	241.00	1.00	0.008			
BST1	BSDD0145	241.00	242.00	1.00	0.024			
BST1	BSDD0145	242.00	243.00	1.00	**1.255**			**1.00 m @ 1.25 g/t Au**
BST1	BSDD0145	243.00	244.00	1.00	0.583			
BST1	BSDD0145	244.00	245.00	1.00	0.236			
BST1	BSDD0145	245.00	246.00	1.00	0.350			
BST1	BSDD0145	246.00	247.00	1.00	**3.888**			**1.00 m @ 3.89 g/t Au**
BST1	BSDD0145	247.00	248.00	1.00	0.428			
BST1	BSDD0145	248.00	249.00	1.00	0.107			
BST1	BSDD0145	249.00	249.60	0.60	0.124			
BST1	BSDD0145	249.60	250.50	0.90	0.453			
BST1	BSDD0145	250.50	252.00	1.50	0.241			
BST1	BSDD0145	255.35	256.50	1.15	0.140			
BST1	BSDD0145	259.00	260.00	1.00	0.163			
BST1	BSDD0145	260.00	260.86	0.86	0.204	2.00 m @ 0.65 g/t Au	1.3	
BST1	BSDD0145	260.86	262.00	1.14	0.987			
BST1	BSDD0145	262.00	263.50	1.50	0.139			
BST1	BSDD0145	280.00	281.00	1.00	0.221	1.00 m @ 0.22 g/t Au	0.2	
BST1	BSDD0145	282.00	283.11	1.11	0.211	5.00 m @ 0.32 g/t Au	1.6	
BST1	BSDD0145	283.11	284.00	0.89	0.020			
BST1	BSDD0145	284.00	285.00	1.00	0.033			
BST1	BSDD0145	285.00	286.00	1.00	0.343			
BST1	BSDD0145	286.00	287.00	1.00	0.969			
BST1	BSDD0145	287.00	288.00	1.00	0.147			
BST1	BSDD0145	290.90	292.40	1.50	0.983	2.60 m @ 0.75 g/t Au	1.9	
BST1	BSDD0145	292.40	293.50	1.10	0.431			
BST1	BSDD0145	298.00	299.00	1.00	0.122			
BST1	BSDD0145	300.00	301.00	1.00	0.119			
BST1	BSDD0145	302.00	303.40	1.40	0.132			
BST1	BSDD0145	303.40	304.50	1.10	0.671	**10.60 m @ 0.53 g/t Au**	**5.6**	
BST1	BSDD0145	304.50	306.00	1.50	0.293			
BST1	BSDD0145	306.00	307.00	1.00	0.110			
BST1	BSDD0145	307.00	308.00	1.00	**2.476**			**1.00 m @ 2.48 g/t Au**

Deposit	Hole ID	From	To	Interval	Au (ppm)	Sig Int > 0.2 g/t Au	m*g/t Au (gpm)	Sig Int >1 g/t Au
BST1	BSDD0145	308.00	309.00	1.00	0.105			
BST1	BSDD0145	309.00	310.00	1.00	0.064			
BST1	BSDD0145	310.00	311.00	1.00	0.380			
BST1	BSDD0145	311.00	312.00	1.00	0.220			
BST1	BSDD0145	312.00	313.00	1.00	0.855			
BST1	BSDD0145	313.00	314.00	1.00	0.252			
BST1	BSDD0145	316.58	318.08	1.50	0.167			
BST1	BSDD0145	321.40	322.50	1.10	0.390			
BST1	BSDD0145	322.50	323.50	1.00	0.019	3.50 m @ 0.28 g/t Au	1.0	
BST1	BSDD0145	323.50	324.90	1.40	0.380			
BST1	BSDD0145	328.00	328.78	0.78	0.135			
BST1	BSDD0145	328.78	329.60	0.82	**1.281**			**0.82 m @ 1.28 g/t Au**
BST1	BSDD0145	329.60	331.00	1.40	0.008	3.22 m @ 0.41 g/t Au	1.3	
BST1	BSDD0145	331.00	332.00	1.00	0.273			
BST1	BSDD0145	332.00	333.50	1.50	0.154			
BST1	BSDD0145	336.22	337.50	1.28	0.763	1.28 m @ 0.76 g/t Au	1.0	
BST1	BSDD0145	348.50	349.60	1.10	0.362	1.10 m @ 0.36 g/t Au	0.4	
BST1	BSDD0145	349.60	351.00	1.40	0.120			
BST1	BSDD0145	354.12	355.00	0.88	0.684			
BST1	BSDD0145	355.00	356.00	1.00	0.297			
BST1	BSDD0145	356.00	357.00	1.00	0.015			
BST1	BSDD0145	357.00	358.00	1.00	0.141			
BST1	BSDD0145	358.00	359.00	1.00	**1.164**			**1.00 m @ 1.16 g/t Au**
BST1	BSDD0145	359.00	360.00	1.00	0.203			
BST1	BSDD0145	360.00	361.00	1.00	0.264	**12.88 m @ 0.77 g/t Au**	**9.9**	
BST1	BSDD0145	361.00	362.00	1.00	0.116			
BST1	BSDD0145	362.00	363.00	1.00	**4.155**			**2.00 m @ 3.35 g/t Au**
BST1	BSDD0145	363.00	364.00	1.00	**2.554**			
BST1	BSDD0145	364.00	365.00	1.00	0.039			
BST1	BSDD0145	365.00	366.00	1.00	0.036			
BST1	BSDD0145	366.00	367.00	1.00	0.338			
BST1	BSDD0145	372.00	373.00	1.00	0.395	1.00 m @ 0.40 g/t Au	0.4	
BST1	BSDD0145	377.00	378.00	1.00	0.404		0.4	
BST1	BSDD0145	378.00	379.20	1.20	0.138			
BST1	BSDD0145	384.32	385.44	1.12	0.542	1.12 m @ 0.54 g/t Au	0.6	
BST1	BSDD0145	392.00	393.00	1.00	0.331	2.00 m @ 0.40 g/t Au	0.8	
BST1	BSDD0145	393.00	394.00	1.00	0.475			
BST1	BSDD0145	399.10	400.50	1.40	0.367			
BST1	BSDD0145	400.50	401.40	0.90	0.135	3.90 m @ 0.26 g/t Au	1.0	
BST1	BSDD0145	401.40	402.00	0.60	0.008			
BST1	BSDD0145	402.00	403.00	1.00	0.371			
BST1	BSDD0145	406.00	407.00	1.00	0.108			
BST1	BSDD0145	411.00	412.00	1.00	0.110			

For personal use only

About Aurum

Aurum Resources (ASX:AUE) is an Australian based gold exploration company focused on discovery and development of major gold projects in Côte d'Ivoire, West Africa. Aurum has 4.38 Moz gold resources coming from two gold projects, the 3.22 Moz Boundiali Gold Project and the 1.16 Moz Napié Gold Project. Aurum has 16 diamond drill rigs allowing it to explore faster and more cost effectively than its peers.

Group Mineral Resources and Reserves

The Mineral Resources and Ore Reserves are reported in accordance with the 2012 Edition of the Australasian Code for Reporting of Exploration Results, Mineral Resources and Ore Reserves (JORC Code). The Mineral Resources are inclusive of the Ore Reserves. All figures are reported on a dry mass basis at 100% equity interest. Rounding may cause minor computational discrepancies. Ore Reserves are not precise calculations.

Table 3: Group Mineral Resources Statement for contained gold based on drilling as at 30 April 2026 (figures may not add up due to appropriate rounding)

Mineral Resources			Indicated			Inferred			Total Resources		
Project	Type	Cut-off	Tonnes (Mt)	Gold grade (g/t)	Gold (Moz)	Tonnes (Mt)	Gold grade (g/t)	Gold (Moz)	Tonnes (Mt)	Gold grade (g/t)	Gold (Moz)
Boundiali	Oxide	0.4 g/t Au above 300m depth and 1.5 g/t below 300m depth	3.1	0.9	0.09	2.3	0.8	0.06	**5.4**	**0.9**	**0.15**
	Transition		3.3	0.9	0.10	2.0	0.8	0.05	**5.1**	**0.9**	**0.15**
	Fresh		48.2	1.0	1.51	48.7	0.9	1.41	**96.9**	**0.9**	**2.92**
	Total		**54.5**	**1.0**	**1.70**	**52.9**	**0.9**	**1.52**	**107.5**	**1.0**	**3.22**
Napié	Oxide	0.3 g/t Au above 300m depth and 1.0 g/t below 300m depth	1.0	1.4	0.04	0.9	1.0	0.03	1.9	1.2	0.07
	Transition		0.8	1.2	0.03	1.3	0.9	0.04	2.1	1.0	0.07
	Fresh		7.1	1.2	0.27	19.0	1.2	0.74	26.1	1.2	1.01
	Total		**8.9**	**1.2**	**0.35**	**21.2**	**1.2**	**0.82**	**30.0**	**1.2**	**1.16**
Total			**63.4**	**1.0**	**2.05**	**74.1**	**1.0**	**2.34**	**137.5**	**1.0**	**4.38**

Table 4: Group Ore Reserve Statement as at 30 April 2026 (figures may not add up due to appropriate rounding)

	Proved			Probable			Total		
Mining Area	Quantity Mt	Au g/t	Au koz	Quantity Mt	Au g/t	Au koz	Quantity Mt	Au g/t	Au koz
BDT1	—	—	—	10.3	1.0	323	10.3	1.0	323
BDT2	—	—	—	17.5	0.6	354	17.5	0.6	354
BMT3	—	—	—	8.8	1.4	383	8.8	1.4	383
BST	—	—	—	5.5	0.8	145	5.5	0.8	145
TOTAL	—	—	—	**42.1**	**0.9**	**1,210**	**42.1**	**0.9**	**1,210**

For personal use only

Boundiali Gold Project (3.22 Moz)

The flagship Boundiali Gold Project is comprised of seven neighbouring exploration tenements and is located within the same greenstone belt as Resolute's large Syama (11.5Moz) gold mine and Perseus' Sissingué (1.4 Moz) gold mine to the north and Montage Gold's 6Moz Koné project located to the south. Atlantic Group's Tongon mine (5.0Moz) is located to the northeast:

BM gold project JV 80% interest - PR893 ("**BM**"), 400km^2

- Can earn 80-88% interest in future gold production company (Government receives 10% free carry from local partner):
  - 80% if local partner contributes 11% capex
  - 85% if local partner does not contribute capex – they go to 5% free carry
  - 88% if local partner sells us 3% of their interest they go to 2% free carry.

BD gold project JV 80% interest - PR808 ("**BD**"), 260km^2

- Can earn 80-88% interest in future gold production company (Government receives 10% free carry from local partner):
  - 80% if local partner contributes 11% capex
  - 85% if local partner does not contribute capex – they go to 5% free carry
  - 88% if local partner sells us 3% of their interest they go to 2% free carry.

BST gold project 100% interest – Application No. 0781 ("**BST**") 100%, 167.34km^2

- *Application for mining exploitation licence was lodged with the Ministry of Mines, Petroleum and Energy in March 2025*
- 90% interest in future gold production company (Government receives 10% free carry from Aurum interest).

BN gold project JV - PR283 ("**BN**"), 208.87km^2

Aurum is earning interest through carrying out exploration to earn 70% interest in three stages:

- Stage 1: Aurum earns 35% interest by spending USD 1.2 million within 36 months of licence grant
- Stage 2: Aurum earns 51% interest by spending USD 2.5 million within 60 months of licence grant
- Stage 3: Aurum earns 70% interest upon completion of a pre-feasibility study on the tenement
- Diamond drilling conducted by Aurum will be valued at US$140 per meter for expenditure calculations
- Upon grant of a mining exploitation licence, the ownership structure will be: Aurum (70%), GNRR (20%), Ivorian Government (10%).

Encore JV Project

- Applications (No. 1740 and No. 1745) totalling nearly 320km^2 are strategically located between Aurum's existing **BD** and **BST** tenements and south of **BM**, offering growth potential for its Boundiali Gold Project.

- Staged earn-in agreement aligns expenditure with milestones for each permit area:
    - Path to 51% interest: 4,000m diamond drilling
    - Path to 80% interest: Additional 8,000m diamond drilling (total 12,000m) OR US$2.5 million nominal expenditure.

Major Star Plus Partnership Projects

- Exploration permit PR1069 (granted on 21/7/2026), 114.53km^2 , is strategically located on the immediate south and west of **BST** tenement, offering growth potential for its Boundiali Gold Project
- Application (No. 0793), 99.12km^2 , is strategically located on the immediate west of the Napié gold project, offering growth potential for its Napié Gold Project
- 35% project interest from the Company's ownership of 35% registered share capital of Major Star Plus Sarl.
    - Path to 51% interest in an exploration permit: Either USD1.5 million nominal expenditure or 7,000m diamond drilling.
    - Path to 80% interest in an exploration permit: Either USD3.0 million nominal expenditure or 15,000m diamond drilling
    - Path to 95% interest in an exploration permit: Completion of Pre-Feasibility Study
    - 85.5~87% interest in a future production mine.

Mako Gold Pty Ltd (1.16Moz)

Wholly owned subsidiary of Aurum and holds the following projects:

- 1.16Moz Napié Gold Project. 90% Mako and African American Investment Fund (AAIF) has a 10% interest in the Napié Project free carried to completion of a feasibility study
- Korhogo Project (100%), significant manganese discovery
- Brobo Project (100%), prospective for lithium/rare earths.

For personal use only

For personal use only

aurum resources

Section 1 of the JORC Code, 2012 Edition – Table 1

Sampling Techniques and Data

Criteria	JORC Code explanation	Commentary
Sampling techniques	• *Nature and quality of sampling (e.g. cut channels, random chips, or specific specialised industry standard measurement tools appropriate to the minerals under investigation, such as down hole gamma sondes, or handheld XRF instruments, etc). These examples should not be taken as limiting the broad meaning of sampling.* • *Include reference to measures taken to ensure sample representivity and the appropriate calibration of any measurement tools or systems used.* • *Aspects of the determination of mineralisation that are Material to the Public Report. In cases where 'industry standard' work has been done this would be relatively simple (eg 'reverse circulation drilling was used to obtain 1 m samples from which 3 kg was pulverised to produce a 30 g charge for fire assay'). In other cases, more explanation may be required, such as where there is coarse gold that has inherent sampling problems. Unusual commodities or mineralisation types (eg submarine nodules) may warrant disclosure of detailed information.*	• *Samples were collected using diamond drilling techniques generally angled at -50° to -70° on an azimuth designed to optimally intersect the mineralised zones.* • *Diamond core was logged both for geological and mineralised structures as noted above. The core was then cut in half using a diamond brick cutting saw on 1m intervals. Typically, the core was sampled to geological intervals as defined by the geologist within the sample intervals utilised. The right-hand side of the core was always submitted for analysis with the left side being stored in trays on site.* • *Sampling and QAQC procedures were carried out to industry standards.* • *Sample preparation and assay was completed by independent international accredited laboratory MSALABS. Following cutting or splitting, the samples were bagged by the Client employees and then sent to the laboratory for preparation. These samples were subsequently sent to MSALABS at Yamoussoukro for analysis via 500g Photon Assay.*
• ***Drilling techniques***	• *Drill type (eg core, reverse circulation, open-hole hammer, rotary air blast, auger, Bangka, sonic, etc) and details (eg core diameter, triple or standard tube, depth of diamond tails, face-sampling bit or other type, whether core is oriented and if so, by what method, etc).*	• *Diamond drilling carried out with mostly NTW and some HQ sized equipment. PQ-size rods and casing were used at the top the holes to stabilise the collars although no samples were taken from the PQ size core.*
• ***Drill sample recovery***	• *Method of recording and assessing core and chip sample recoveries and results assessed.* • *Measures taken to maximise sample recovery and ensure representative nature of the samples.* • *Whether a relationship exists between sample recovery and grade and whether sample bias may have occurred due to preferential loss/gain of fine/coarse material.*	• *Diamond drilling core recoveries ranged between 85% and 100% for all holes with no significant issues noted.*
• ***Logging***	• *Whether core and chip samples have been geologically and geotechnically logged to a level of detail to support appropriate Mineral Resource*	• *All holes were field logged by company geologists. Lithological, alteration and mineralogical nomenclature of the deposit as well as sulphide content*

For personal use only

Criteria	JORC Code explanation	Commentary
	estimation, mining studies and metallurgical studies. • *Whether logging is qualitative or quantitative in nature. Core (or costean, channel, etc) photography.* • *The total length and percentage of the relevant intersections logged.*	*were recorded. Metallurgical, Geotechnical and structural data has been recorded* • *Photography and recovery measurements were carried out by assistants under a geologist's supervision.* • *All drill holes were logged in full.* • *Logging was qualitative and quantitative in nature.*
• ***Sub-sampling techniques and sample preparation***	• *If core, whether cut or sawn and whether quarter, half or all core taken.* • *If non-core, whether riffled, tube sampled, rotary split, etc and whether sampled wet or dry.* • *For all sample types, the nature, quality and appropriateness of the sample preparation technique.* • *Quality control procedures adopted for all sub-sampling stages to maximise representivity of samples.* • *Measures taken to ensure that the sampling is representative of the in-situ material collected, including for instance results for field duplicate/second-half sampling.* • *Whether sample sizes are appropriate to the grain size of the material being sampled.*	• *NTW core cut in half using a core saw. Typically, the core was sampled to major geological intervals as defined by the geologist within the sample intervals utilised. All samples were collected from the same side of the core.* • *Sample sizes are considered appropriate to correctly represent the moderately nuggetty gold mineralisation based on: the style of mineralisation, the thickness and consistency of the intersections, the sampling methodology and assay value ranges for Au.* • *The entire sample was crushed to 70% passing 2mm.* • *Crushed sample was split to produce 500g sample for analysis and the remaining reject kept for checks.* • *Field QC procedures involved the use of 2 types of certified reference materials (1 in 20) which is certified by Geostats Ltd,* • *Primary DD duplicate: Generated by cutting the remaining half core into a ¼ and sampled.* • *Coarse blank samples: Inserted 1 in every 20 samples* • *Laboratory Internal Duplicates and Standards* • *Sample sizes are considered appropriate to correctly represent the moderately nuggetty gold mineralisation based on: the style of mineralisation, the thickness and consistency of the intersections, the sampling methodology and assay value ranges for gold*
• ***Quality of assay data and laboratory tests***	• *The nature, quality and appropriateness of the assaying and laboratory procedures used and whether the technique is considered partial or total.*	• *The analytical technique used is Chrysos™ PhotonAssay methodology. This uses a high-energy X-ray source that is used to irradiate large mineral samples, typically about 500g*

For personal use only

Criteria	JORC Code explanation	Commentary
	• *For geophysical tools, spectrometers, handheld XRF instruments, etc, the parameters used in determining the analysis including instrument make and model, reading times, calibrations factors applied and their derivation, etc.* • *Nature of quality control procedures adopted (eg standards, blanks, duplicates, external laboratory checks) and whether acceptable levels of accuracy (i.e. lack of bias) and precision have been established.*	*compared to the 50g of the fire assay. The X-rays induce short-lived changes in the structure of any gold nuclei present. As the excited gold nuclei return to their ground state, they emit a characteristic gamma-ray signature, the intensity of which is directly proportional to the concentration of gold. The penetrating nature of Chrysos™ PhotonAssay provides much higher energy than those used in conventional X-ray fluorescence (XRF), which provides a true bulk analysis of the entire sample. Samples are presented into a fully automatic process where samples are irradiated, measured, data collection and reporting.* • *No geophysical tools were used to determine any element concentrations used for this report.* • *Sample preparation checks for fineness were carried out by the laboratory as part of internal procedures to ensure the grind size was being attained. Laboratory QAQC includes the use of internal standards using certified reference material, and pulp replicates. No anomalous assays were noted in information provided to the Client.* • *The QAQC results confirm that acceptable levels of accuracy and precision have been established for the Classifications applied (exploration results only).*
• ***Verification of sampling and assaying***	• *The verification of significant intersections by either independent or alternative company personnel.* • *The use of twinned holes.* • *Documentation of primary data, data entry procedures, data verification, data storage (physical and electronic) protocols.* • *Discuss any adjustment to assay data.*	• *No holes have been twinned* • *No adjustment to assay data* • *Logging records were mostly registered in physical format and were input into a digital format. The core photographs, collar coordinates and down the hole surveys were received in digital format.* • *Assay values that were below detection limit were adjusted to equal half of the detection limit value. Un-sampled intervals were assumed to have no mineralisation and they were therefore set to blank in the database, however these are minimal.*
• ***Location of data points***	• *Accuracy and quality of surveys used to locate drill holes (collar and down-hole surveys), trenches, mine workings and other locations used in Mineral Resource estimation.*	• *DD collar positions were initially located using a handheld GPS with a location error of +/-3m.* • *The datum employed is WGS84, Zone 29*

For personal use only

Criteria	JORC Code explanation	Commentary
	• *Specification of the grid system used.* • *Quality and adequacy of topographic control.*	• *All drill hole locations are then surveyed utilising the differential GPS methods by both company and third-party surveyors.* • *DGPS system utilised is typically within a 10 cm accuracy range which is suitable for the classification applied.*
• ***Data spacing and distribution***	• *Data spacing for reporting of Exploration Results.* • *Whether the data spacing and distribution is sufficient to establish the degree of geological and grade continuity appropriate for the Mineral Resource and Ore Reserve estimation procedure(s) and classifications applied.* • *Whether sample compositing has been applied.*	• *Drillholes were completed on variable line spacings (from 100m to 50m) and orientations.* • *The drill hole spacing and distribution is considered sufficient to establish the degree of continuity appropriate for the Inferred Mineral Resource estimation procedures.* • *The samples were not composited prior to assay.*
• ***Orientation of data in relation to geological structure***	• *Whether the orientation of sampling achieves unbiased sampling of possible structures and the extent to which this is known, considering the deposit type.* • *If the relationship between the drilling orientation and the orientation of key mineralised structures is considered to have introduced a sampling bias, this should be assessed and reported if material.*	• *Drill holes were drilled approximately at right angles to the anticipated strike of the target geochemical anomaly and orthogonal to the interpreted mineralisation orientation.*
• ***Sample security***	• *The measures taken to ensure sample security.*	• *Chain of custody is managed by the Client's senior site geologists and geotechnicians. Samples are stored in a core shed at site and samples were delivered to the laboratory by client geologists. Client employees have no further involvement in the preparation or analysis of the samples.*
• ***Audits or reviews***	• *The results of any audits or reviews of sampling techniques and data.*	• *Detailed reviews of sampling techniques were carried out on the site visit by RPM in October 2024 and follow up visit in March 2025.*

•

For personal use only

- *Section 2 of the JORC Code, 2012 Edition – Table 1*

Criteria	JORC Code explanation	Commentary
Mineral tenement and land tenure status	*Type, reference name/number, location and ownership including agreements or material issues with third parties such as joint ventures, partnerships, overriding royalties, native title interests, historical sites, wilderness or national park and environmental settings.* *The security of the tenure held at the time of reporting along with any known impediments to obtaining a licence to operate in the area.*	*Exploration results are from the Boundiali project area* *PR893 (BM),400km2, holder Minex West Africa, of which Aurum has earnt 80% interest and can earn up to 88% in a mining licence through its fully owned subsidiary Plusor Global Pty Ltd ("Plusor"). Boundiali DS tenement PR808 ("BD"), 260km2, holder DS Resources Joint Venture Company, of which Aurum is 80% share capital owner through its fully owned subsidiary Plusor. BST mining licence application of which Aurum is 100% owner.* *There are no impediments to working in the area.*
Exploration done by other parties	*Acknowledgment and appraisal of exploration by other parties.*	*Exploration work undertaken prior to Aurum was undertaken by Predictive Discovery and comprised drilling, soil sampling and airborne geophysics.*
Geology	*Deposit type, geological setting and style of mineralisation.*	*The Boundiali Deposits are located within the Proterozoic Birimian rocks of the Man shield. It is situated on, 100km west of Korhogo in the northern part of the Côte d'Ivoire. They are located in the Bagoué-Syama shear zone within the sedimentary rock with minor associated intrusions of mafic dykes and late-stage granitoids. The various rock units trend NS to NNE similar to the regional metamorphic grade. The regional trend is NE to N.* *The Boundiali deposits resemble typical shear zone deposits of the West African granite-greenstone terrane. The deposits themselves are associated with a major regional shear zone and are developed in a sandstone. Mineralisation may be spatially related to the emplacement of intrusives. The gold mineralisation is mesothermal in origin and occurs as free gold in quartz vein stockworks and zones of silicification, associated with pyrite and chalcopyrite. The gold mineralisation is found in linear zones with the contacts showing evidence of shearing. Free gold is frequently observed. Alteration is weak to strong depending on the development of the system typically being sericite.* *Two types of deformation are present*

For personal use only

• Criteria	• JORC Code explanation	• Commentary
		in the drill cores: ductile deformation and brittle deformation. The gold mineralisation is related to deformed sandstone and graywacke, in shear zones, with sulphides (mainly pyrite and minor chalcopyrite) associated with visible gold. Alteration is characterized by chlorite, sericite, calcite, secondary quartz and disseminated pyrite. This assemblage is well developed in schistose, foliated rocks with presence of quartz veins or veinlets.
• **Drill hole information**	• A summary of all information material to the under-standing of the exploration results including a tabulation of the following information for all Material drill holes: • easting and northing of the drill hole collar • elevation or RL (Reduced Level – elevation above sea level in metres) of the drill hole collar • dip and azimuth of the hole • down hole length and interception depth • hole length • If the exclusion of this information is justified on the basis that the information is not Material and this exclusion does not detract from the understanding of the report, the Competent Person should clearly explain why this is the case.	• Drill hole locations shown in figure in main body of announcement and all locations and dip/azimuth details are provided in tables in the announcement.
• **Data aggregation methods**	• In reporting Exploration Results, weighting averaging techniques, maximum and/or minimum grade truncations (e.g. cutting of high grades) and cut-off grades are usually Material and should be stated. • Where aggregate intercepts incorporate short lengths of high-grade results and longer lengths of low-grade results, the procedure used for such aggregation should be stated and some typical examples of such aggregations should be shown in detail. • The assumptions used for any reporting of metal equivalent values should be clearly stated.	• All mineralised and significantly anomalous intercepts of >0.2 g/t gold are reported in Table 2, calculated as downhole lengths using a 0.2 g/t Au lower cut-off with up to 3m of consecutive internal dilution and no top cut applied. Higher-grade intercepts calculated on the same basis at a 1.0 g/t Au lower cut-off are reported alongside them. • Metal equivalent values are not being reported.
• **Relationship between mineralisation**	• These relationships are particularly important in the reporting of Exploration Results.	• True widths are estimated at approximately 60–85% of reported downhole, based on the interpreted

For personal use only

• Criteria	• JORC Code explanation	• Commentary
widths and intercept lengths	• *If the geometry of the mineralisation with respect to the drill hole angle is known, its nature should be reported.* • *If it is not known and only the down hole lengths are reported, there should be a clear statement to this effect (e.g. 'down hole length, true width not known').*	*geometry of the mineralised zones.* • *The holes were drilled to test a steeply east/west dipping foliation in the limited rock exposures seen in the area. The mineralisation lies within what has been interpreted to be a ductile shear zone which would suggest that mineralisation should lie parallel to foliation.*
• **Diagrams**	• *Appropriate maps and sections (with scales) and tabulations of intercepts should be included for any significant discovery being reported. These should include but not be limited to a plan view of drill hole collar locations and appropriate sectional views.*	• *Appropriate diagrams relevant to material results are shown in the body of this announcement.*
• **Balanced Reporting**	• *Where comprehensive reporting of all Exploration Results is not practicable, representative reporting of both low and high grades and/or widths should be practiced to avoid misleading reporting of Exploration Results.*	• *All mineralised and significantly anomalous intercepts of >0.2 g/t gold are reported in Table 2, calculated as downhole lengths using a 0.2 g/t Au lower cut-off with up to 3m of consecutive internal dilution and no top cut applied. Higher-grade intercepts calculated on the same basis at a 1.0 g/t Au lower cut-off are reported alongside them.*
• **Other substantive exploration data**	• *Other exploration data, if meaningful and material, should be reported including (but not limited to): geological observations; geophysical survey results; geochemical survey results; bulk samples - size and method of treatment; metallurgical test results; bulk density, groundwater, geotechnical and rock characteristics; potential deleterious or contaminating substances.*	• *All relevant exploration data is either reported in this announcement or has been reported previously and is referred to in the announcement.*
• **Further work**	• *The nature and scale of planned further work (e.g. tests for lateral extensions or depth extensions or large- scale step-out drilling).* • *Diagrams clearly highlighting the areas of possible extensions, including the main geological interpretations and future drilling areas, provided this information is not commercially sensitive.*	• *The Company intends to continue exploration on the project and this work will include auger, aircore, RC and diamond core drilling, along with further geophysical surveys and geochemical sampling programs.* • *Diagrams included in body of report as deemed appropriate by competent person*