Javelin Minerals



For personal use only

2026

ANNUAL REPORT

Contents

1 Corporate Directory

2 Director's Report

26 Auditor's Independence Declaration

27 Independent Auditor's Report

31 Consolidated Statement of Profit or Loss and other Comprehensive Income

32 Consolidated Statement of Financial Position

33 Consolidated Statement of Changes in Equity

34 Consolidated Statement of Cash Flows

35 Notes to the Financial Statements

62 Consolidated Entity Disclosure Statement

63 Director's Declaration

64 Shareholder Information

71 Schedule of Exploration Tenements

For personal use only

For personal use only

Javelin Minerals Limited
ABN 39 151 900 855

CORPORATE DIRECTORY

DIRECTORS
Mr Brett Mitchell - Executive Chairman
Mr Andrew Rich – Non-Executive Director
Mr Peter Gilford – Non-Executive Director
Mr Michael Edwards – Non- Executive Director

COMPANY SECRETARY
Mr Johnathon Busing

REGISTERED OFFICE AND PRINCIPAL PLACE OF BUSINESS
3 Richardson Street
West Perth, Western Australia 6005

PO Box 1976
West Perth WA 6872

Web: www.javelinminerals.com.au

SHARE REGISTRAR
Automic Registry Services
Level 5, 191 St Georges Terrace
Perth, Western Australia 6000

Web: www.automic.com.au

AUDITORS
HLB Mann Judd
Level 4, 130 Stirling Street
Perth, Western Australia 6000

STOCK EXCHANGE LISTING
Australian Securities Exchange
Code: JAV, JAVOA

DIRECTORS' REPORT

Dear Fellow Shareholder

It is my pleasure to welcome you to the Annual Report of your Company for the year to 30 June 2026.

To say it was another transformational year for our Company would be a huge understatement. And at the time of writing, the pace of change shows no sign of slowing, with our proposed merger with fellow Eastern Goldfields gold explorer FirstAU rapidly taking shape.

The past year saw us work diligently on our strategy to bring the Eureka Gold Project near Kalgoorlie into production. This saw us enter a partnership with contractor MEGA Resources in September 2025, including a $1m share investment into the Company by MEGA. The Eureka Right to Mine contract offered many significant benefits to Javelin. It would have seen the Company generate its first significant production and cashflow while Mega would have provided all the required $25 million in working capital to get Eureka into production.

However, despite extensive discussions with nearby mill owners and the grant of the Eureka mining license in August 2026, we were yet to secure a milling solution by the time the FirstAU proposal emerged. As a major milestone for 2026, Eureka Gold Project is now shovel ready, fully permitted to move into production as soon as the commercial factors and a milling solution present to generate significant cashflow for the Company.

As a result of the FAU proposal, the Board quickly formed the view that the wider merits of the FirstAU transaction were so significant that the deal should be pursued. This resulted in us announcing on 16 September that the Board recommended shareholders accept an all-scrip offer from FirstAU.

The deal will combine FirstAU's Riverina East and Gimlet Gold Projects with Javelin's Eureka and Coogee Gold Projects. The proposed combination will bring together three brownfields gold projects near Kalgoorlie with Resources totalling ~350,600 ounces of gold, comprising Gimlet (~112,900 oz), Eureka (~110,687 oz) and Coogee (~127,000 oz).

The implied offer value of 11.53c per Javelin share represents a 40.6% premium to Javelin's closing price shortly before the transaction was announced and a 72.2% premium to Javelin's closing price based on the FirstAU closing price of 1.2c the day before the announcement.

Javelin shareholders would hold approximately ~48.7% of FirstAU following a 100% acquisition.

Your directors believe that the proposed transaction will provide Javelin shareholders with exposure to a broader range of exploration and development opportunities.

As well as giving shareholders exposure to an expanded asset base and larger balance sheet, the combined group will also have greater ability to consider M&A transactions which could create substantial value. The major shareholders of the Company also strongly support the transaction.

While the proposed transaction progresses, we are pressing ahead with our deep drilling program at the Coogee project. This involved two holes, each around 1km deep, to test two major intrusive-related copper-gold targets. Both targets are associated with coincident gold-copper and gold anomalism.

With the FirstAU transaction and the Coogee drilling continuing in parallel, we have numerous avenues for creating value. I look forward to reporting to you as we progress these activities over the coming months.

Brett Mitchell
Executive Chairman

For personal use only

DIRECTORS' REPORT

Your directors present the following report on Javelin Minerals Limited ("the Company") and its wholly owned subsidiaries (together referred to hereafter as "the Group") for the financial year ended 30 June 2026.

DIRECTORS

The names of directors in office at any time during or since the end of the period are:

Mr Brett Mitchell	Executive Chairman (Appointed 29 February 2024)
Mr Andrew Rich	Non-Executive Director (Appointed 6 August 2024)
Mr Peter Gilford	Non-Executive Director (Appointed 13 December 2024)
Mr Michael Edwards	Non-Executive Director (Appointed 18 June 2025)

Unless noted above, all directors have been in office since the start of the financial year to the date of this report.

COMPANY SECRETARY

Mr Johnathon Busing was appointed Company Secretary on 16 May 2024. Mr Busing is a Chartered Accountant, experienced Company Secretary and owner of consulting and accounting firm Eleven Corporate Pty Ltd.

CORPORATE GOVERNANCE

A copy of the Company's corporate governance statement is available on the Company's website. (www.javelinminerals.com.au).

PRINCIPAL ACTIVITIES

The principal activities of the Company during the financial year were new project acquisition and exploration activities. There were no significant changes in the nature of the Company's principal activities during the financial year.

OPERATING RESULTS

The loss of the Group after providing for income tax amounted to $2,685,344 (2025: $2,592,517).

FINANCIAL POSITION

As at 30 June 2026, the Group had a cash balance of $3,915,608 (2025: $1,259,978) and a net asset position of $14,520,611 (2025: $10,569,222).

DIVIDENDS

No dividends have been paid, and the directors do not recommend the payment of a dividend for year ended 30 June 2026 (2025: nil).

For personal use only

DIRECTORS' REPORT

For personal use only

REVIEW OF OPERATIONS

The Company owns two brownfields gold exploration and near-term production assets, the Eureka Gold Project and the Coogee Gold Project, both situated on granted Mining Licenses within approximately 50km of Kalgoorlie in the heart of the Eastern Goldfields. During the year, the Company expanded its portfolio through the acquisition of the Central Yilgarn Gold Project, a greenfields gold exploration project located near Sandstone, Western Australia.

EUREKA GOLD PROJECT, EASTERN GOLDFIELDS, WESTERN AUSTRALIA.

The Eureka Gold Project is located approximately 50km north of Kalgoorlie in Western Australia's Eastern Goldfields, on 4 granted mining leases and recently received all approvals to recommence mining operations.

Figure 1 – The Eureka Gold Project

During the year, the Company completed an updated independent Mineral Resource Estimate (MRE) for the Eureka Gold Project. The updated MRE increased the Indicated Resource by 27%, from 62,000oz to 78,678oz, with the total Mineral Resource estimated at 2.04Mt at 1.69g/t Au for 110,687oz of gold. A substantial portion of the additional Mineral Resource is located directly beneath the existing Eureka open pit.

In September 2025, the Company announced a strategic $1,000,000 equity investment and the execution of a Right to Mine Agreement with MEGA Resources (MEGA), an Australian subsidiary of Bain Global Resources and a full-service mining contractor.

During the period, the Company also appointed Mr Mark Cossom, an experienced resources executive with expertise in mine development, resource growth and corporate management, as General Manager – Exploration and Resources to oversee the Company's exploration and resource development strategy at the Eureka and Coogee Gold Projects.

In October 2025, the Company executed a Land Use Agreement (LUA) with the Marlinyu Ghoorlie Native Title Claim Group that covers both the Eureka and Coogee Gold Projects. The LUA established a framework for the identification and protection of Aboriginal Cultural Heritage and settled the Company's Native Title compensation obligations under the Native Title Act 1993. The agreement also resolved Marlinyu Ghoorlie's objections to project tenure and included provisions relating to cultural awareness training and cooperation between the parties in relation to employment and contracting opportunities.

DIRECTORS' REPORT

Following execution of the LUA, the Company progressed technical and development activities at Eureka. In November 2025, the Company commenced a geotechnical and stratigraphic diamond drilling campaign. Approximately 1,100m of drilling was completed around the Eureka open pit to generate geotechnical data to support pit design and metallurgical characterisation of the Eureka ore for mining and processing. Two additional stratigraphic diamond holes, totalling approximately 350m, were completed at Eureka North to improve the Company's understanding of the structural controls on the known high-grade mineralised zones and assist in planning the subsequent RC drilling program.

Figure 2: Eureka drilling program

For personal use only

DIRECTORS' REPORT

As part of preparations for the recommencement of mining operations, the Company lodged a Mining Development and Closure Proposal (MDCP) with the WA Department of Mines, Petroleum and Exploration in December 2025. A new expanded Eureka Mining Lease (M24/1022) was granted in March 2026, increasing the area covered by the original Mining Lease to allow for a larger pit cutback and the development of associated infrastructure.

In March 2026, the Company commenced a Reverse Circulation (RC) drilling program at Eureka designed to test along-strike and down-dip extensions to the known high-grade mineralisation outside the existing Indicated Resource. The program targeted extensions to the north and south of the planned Eureka open pit, together with down-plunge extensions to the main mineralised system. The Company had completed 37 RC drillholes for 5,184m.

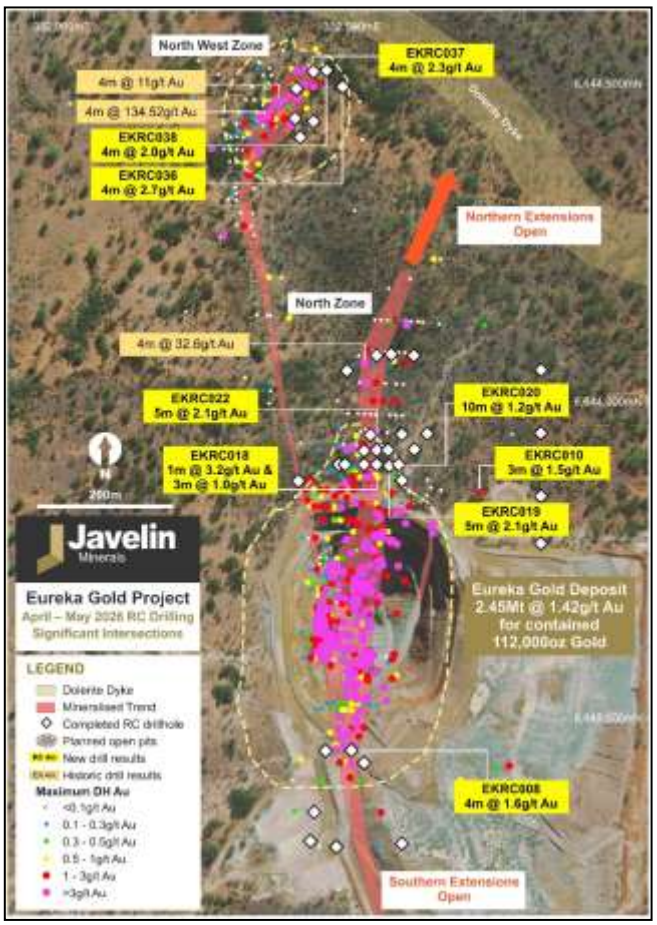

Figure 3 – Eureka Gold Project – Interpreted mineralised trends with significant intersections from recent RC drilling

To the north of the current planned open pit, previous drilling had intersected several zones of high-grade mineralisation, including **4m @ 32.6g/t Au from 104m** (see Figure 2). Drilling in this northern area of the deposit has been completed sporadically by several different operators in the past, with several areas of the deposit within 80m of surface having incomplete drill coverage. This program has successfully tested these areas, confirming the consistency of mineralisation, with significant intersections including:

- **EKRC022 – 5m @ 2.1g/t Au from 45m**
- **EKRC020 – 10m @ 1.2g/t Au from 85m**
- **EKRC019 – 5m @ 2.1g/t Au from 67m**

To the south of the historic Eureka open pit, drilling targeted near-surface extensions to mineralisation. While this recent RC program largely closed off the possible southern continuation to mineralisation toward the edge of Javelin's tenure, the program did successfully extend the currently defined mineralisation closer to surface in the southern zone of the planned Eureka open pit, with **EKRC008** returning **4m @ 1.6g/t Au from 47m** (Figure 2).

For personal use only

For personal use only

In addition, holes intersected and confirmed the tenor of near surface laterite mineralisation at Eureka. Significant intersections returned include:

- **EKRC007 - 1m @ 1.0g/t Au from 1m**
- **EKRC008 – 3m @ 0.9g/t Au from 3m**
- **EKRC018 – 8m @ 0.9g/t Au from 4m**

In the Northwest zone of the Eureka system, where a small open pit is planned to be mined on a zone of shallow supergene enrichment, the strike of the ore system appears to change orientation, and the existing drill coverage was interpreted to be incomplete. Several holes were completed at Eureka Northwest, with significant mineralisation returned including:

- **EKRC036 - 4m @ 2.7g/t Au from 91m**
- **EKRC037 – 4m @ 2.3g/t Au from 52m**
- **EKRC038 - 4m @ 2.0g/t Au from 64m**

These results have successfully extended the northern strike extent of high-grade mineralisation at depth below the planned Eureka Northwest pit.

The program included four deep RC holes designed to test approximately 400m of strike extent at depths exceeding 400m below surface, where the mineralised system had historically only been tested to depths of approximately 250m. Due to the depth of weathering encountered around the collars of the northern holes, EKRC011 and EKRC012 were completed as RC pre-collars for subsequent diamond tails. The southern holes, EKRC009 and EKRC010, were completed to their planned depths and intersected the interpreted host structure at depth, with quartz veining and polymetallic sulphides observed. EKRC009 returned 1m at 0.4g/t Au, while EKRC010 intersected 3m at 1.5g/t Au from 278m downhole, east of the main Eureka ore system.

During the period, the Company continued to progress the regulatory approvals required for the recommencement of mining activities at Eureka. Final approval was received for the Water Extraction Licence and Native Vegetation Clearing Permit. Following the end of the period the Mining Development and Closure Proposal (MDCP) was in the final stage of the approval process as at the end of the reporting period.

COOGEE GOLD PROJECT, EASTERN GOLDFIELDS, WESTERN AUSTRALIA

The Coogee Gold Project is located in Western Australia's Eastern Goldfields, approximately 20km northeast of Kambalda and 55km south of Kalgoorlie, on the northern side of Lake Lefroy. The Project lies within a prospective greenstone belt proximal to several major regional structures associated with significant mineralisation, including the Lefroy Fault and Mt Monger Fault.

The Coogee deposit was previously mined by Ramelius Resources Limited, with total production of approximately 147,000 tonnes at 4.77g/t Au for 20,400 ounces of recovered gold. The Project hosts a Mineral Resource Estimate of approximately 3.65Mt at 1.08g/t Au for 126,685 ounces of gold. Mineralisation extends along strike for approximately 1.2km, with an average width of approximately 350m and continuity to depths exceeding 225m.

DIRECTORS' REPORT

During the year, the Company completed a comprehensive review and reinterpretation of historical exploration data at Coogee. The review identified substantial exploration upside and several gold and gold-copper targets at Coogee West and Coogee North associated with large geophysical anomalies, known alteration assemblages and geological structures linked to mineralisation. The anomalies also coincide with widespread gold and gold-copper anomalism in historical shallow drilling and are supported by the known association of magnetite with gold mineralisation at Coogee.

Previous RC drilling at Coogee North returned significant gold and copper intersections, including CORC163, which intersected 5m at 14.22g/t Au from 143m and 3m at 2.31% Cu from 144m, and CORC171, which intersected 7m at 6.42g/t Au from 108m and 7m at 2.54% Cu from 108m. Historical drilling also outlined significant mineralisation directly along strike and gold-copper mineralisation offset to the northeast.

To support further testing of these targets, the Company applied for funding under the WA State Government's Exploration Incentive Scheme and was subsequently successful in securing a grant to co-fund two deep diamond drillholes testing the Coogee North and Coogee West geophysical anomalies. The diamond drilling program to drill test these massive intrusive targets commenced in September 2026.

During the period, the Company also secured options over two additional tenements, E15/1920 and P26/4726, contiguous with the main leases comprising the Coogee Gold Project and effectively doubling the area of prospective greenstone available for exploration targeting. E15/1920 is located south of the existing Coogee Project area and covers the southeastern extension of the corridor hosting the priority exploration target CG-08.

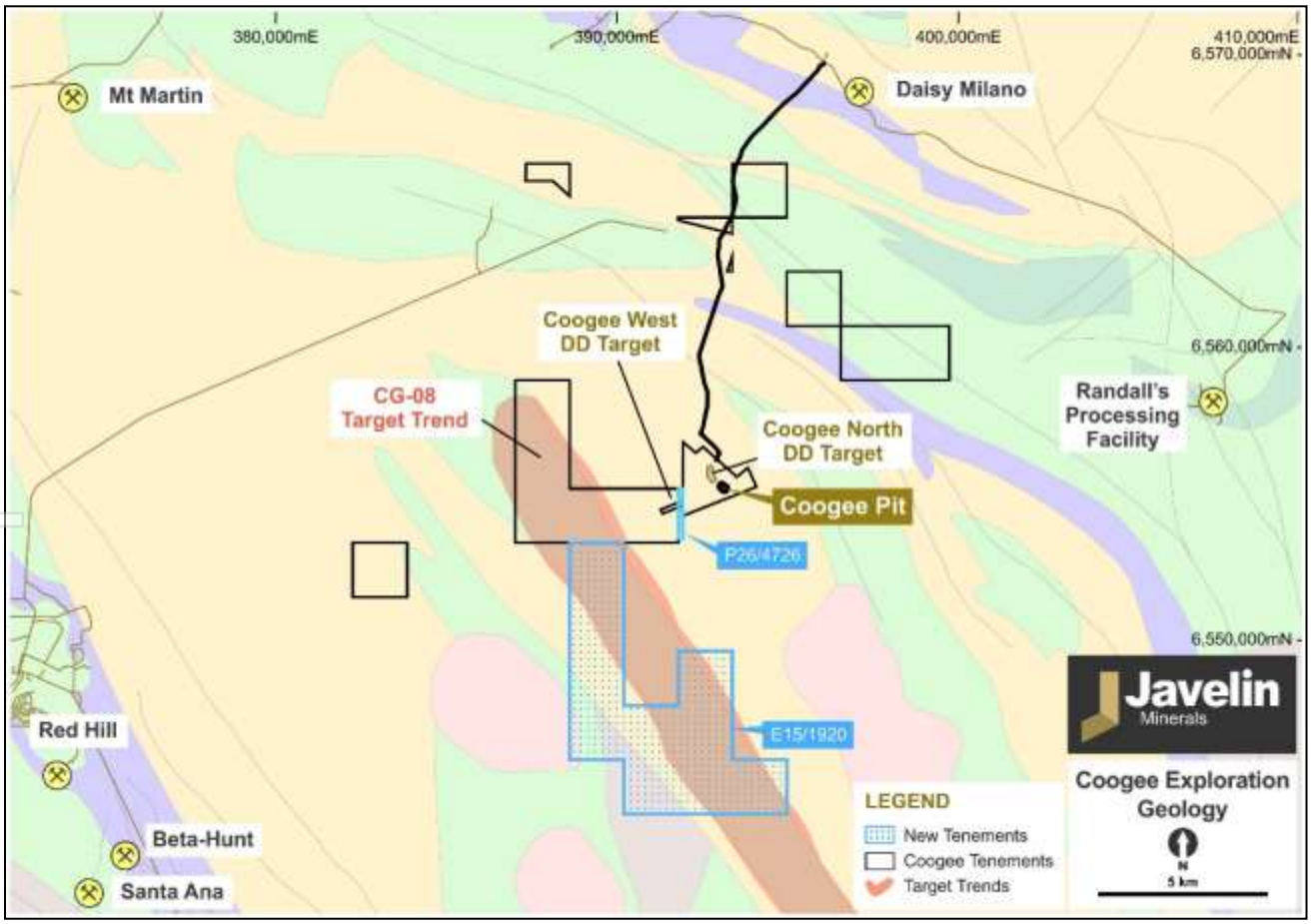

Figure 4 – Coogee Gold Project location map with new option tenure

For personal use only

DIRECTORS' REPORT

CENTRAL YILGARN GOLD PROJECT, WESTERN AUSTRALIA

In March 2026, the Company announced that it had entered into a binding agreement to acquire the Central Yilgarn Gold Project near Sandstone, Western Australia, adding a third Western Australian gold project to the Company's portfolio. The Project comprises approximately 690km2 of tenure covering more than 120km of strike across the Panhandle, Illaara and Mt Cook/Maynard Hills Greenstone Belts within an under-explored Archaean Greenstone Belt.

The Company acquired CY Exploration Pty Ltd and Bulga Minerals Pty Ltd, which together comprise the Central Yilgarn Gold Project, for $585,000 in upfront consideration payable in Javelin shares. The Project is located adjacent to Dreadnought Resources Limited's Illaara Gold Project, with the priority exploration focus directly north of the Illaara Project. In the northern project area, tenements E57/1460 and E57/1461 are located immediately adjacent to Brightstar Resources' Sandstone Gold Project. The region has been subject to little gold exploration and presents a near-term gold exploration opportunity for the Company.

Following the completion of the acquisition, the Company continued the compilation and evaluation of historical exploration activities across the Central Yilgarn Gold Project. Once the assessment of historical work is complete, geophysical surveys and geochemical sampling will be undertaken to define priority drill targets.

For personal use only

For personal use only

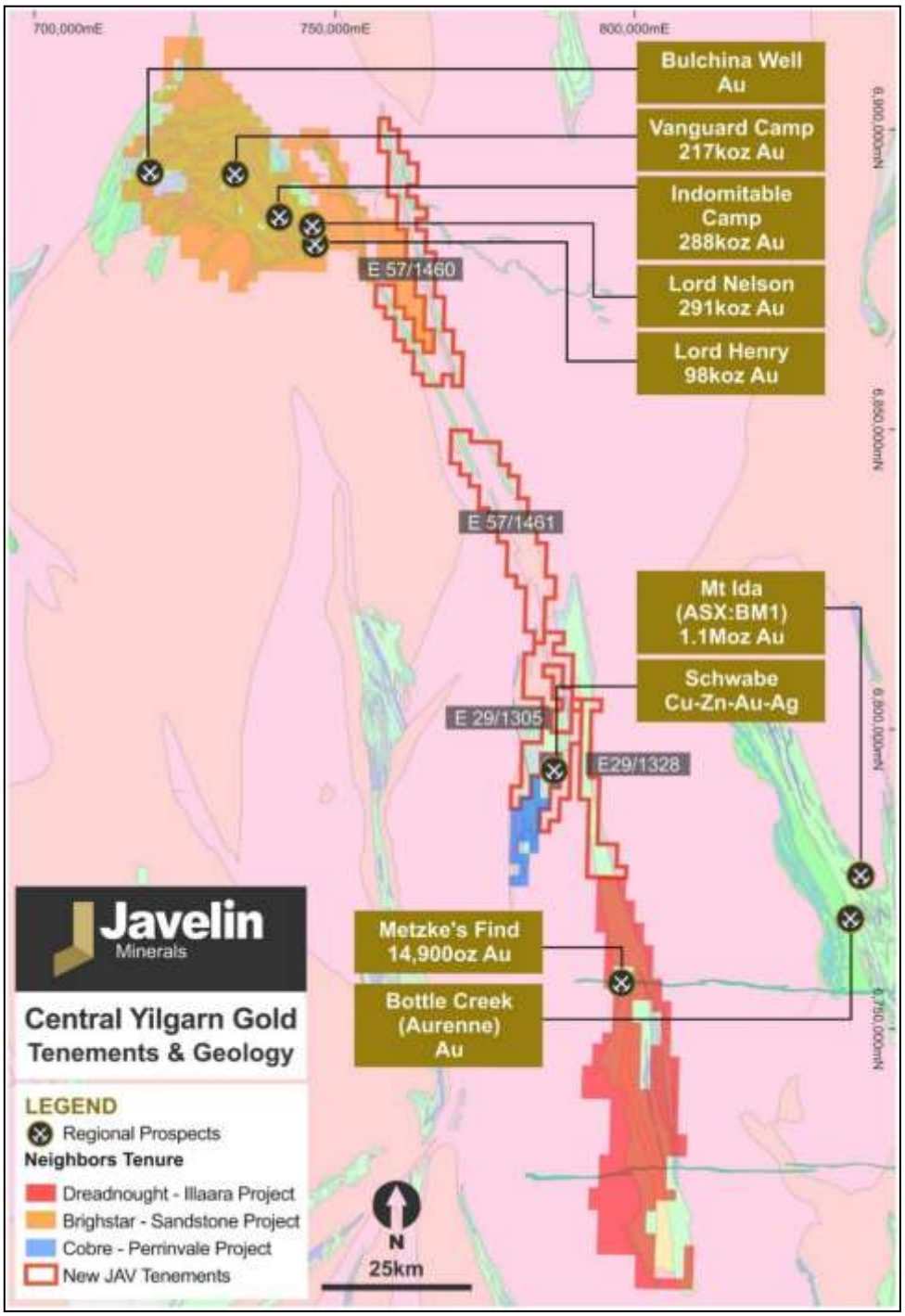

Figure 5 – Central Yilgarn Gold Project tenements location map with regional geology.
Note the location of nearby significant exploration projects or active mining operations

MINERAL RESOURCE STATEMENT

As at 30 June 2026, the Company has combined gold Mineral Resources of 5,696,419t @ 1.30g/t Au for 237,372oz Au, classified as Indicated and Inferred. Gold Mineral Resources are located at the Eureka and Coogee Projects. The Company also has copper Mineral Resources of 1,017,606t @ 4,103ppm Cu for 4,122t Cu, classified as Inferred, located at the Coogee Project. The Company's Mineral Resources are summarised in Table 1.

For personal use only

Table 1. Javelin Minerals Ltd Mineral Resource Estimate Summary as at 30 June 2026

Gold Resources

Deposit	Indicated			Inferred			Total		
	Tonnes	Grade (g/t Au)	Contained Metal (oz Au)	Tonnes	Grade (g/t Au)	Contained Metal (oz Au)	Tonnes	Grade (g/t Au)	Contained Metal (oz Au)
Eureka	1,359,500	1.80	78,677	682,088	1.46	32,010	2,041,588	1.69	110,687
Coogee	963,242	1.31	40,563	2,691,589	1.00	86,122	3,654,831	1.08	126,685
Total	**2,322,742**	**1.60**	**119,240**	**3,373,677**	**1.09**	**118,132**	**5,696,419**	**1.30**	**237,372**

Note: Mineral Resources are reported above 0.5g/t Au
Rounding errors may occur

Copper Resources

Deposit	Inferred			Total		
	Tonnes	Grade (ppm Cu)	Contained Metal (t Cu)	Tonnes	Grade (ppm Cu)	Contained Metal (t Cu)
Coogee	1,017,606	4,103	4,122	1,017,606	4,103	4,122
Total	**1,017,606**	**4,103**	**4,122**	**1,017,606**	**4,103**	**4,122**

Note: Mineral Resources are reported above 2,000ppm Cu
Rounding errors may occur

The Eureka Mineral Resource was updated during the reporting period, with changes from the previous estimate summarised in Table 2.

There was no change to the gold or copper Mineral Resources at Coogee during the reporting period.

Full details of the Eureka Mineral Resource are provided in the ASX Release dated 16 July 2025, with full details of the Coogee Mineral Resource provided in the ASX Release dated 24 August 2024.

Table 2. Summary of changes to the Eureka Mineral Resource Estimate during the reporting period

Deposit	Indicated			Inferred			Total		
	Tonnes	Grade (g/t Au)	Contained Metal (oz Au)	Tonnes	Grade (g/t Au)	Contained Metal (oz Au)	Tonnes	Grade (g/t Au)	Contained Metal (oz Au)
Previous	1,269,000	1.53	62,000	1,183,000	1.30	50,000	2,452,000	1.42	112,000
Current	1,359,500	1.80	78,677	682,088	1.46	32,010	2,041,588	1.69	110,687
	90,500	**0.27**	**16,677**	**- 500,912**	**0.16**	**- 17,990**	**- 410,412**	**0.27**	**- 1,313**

Note: Mineral Resources are reported above 0.5g/t Au
Rounding errors may occur

For personal use only

Governance and Quality Control

Only drill samples collected via Reverse Circulation (RC) or diamond drilling methods have been utilised in the calculation of these Mineral Resource Estimates. All samples have been analysed by appropriate assay techniques utilising certified commercial assay laboratories. All drill hole data utilised in the calculation of these Mineral Resource Estimates is stored in-house within a commercially available, purpose designed database management system and subjected to industry standard validation procedures. Quality control on the relevant drill programs have been undertaken to industry standards with implementation of appropriate assay Certified Reference Material (CRM), sample duplicates and repeat analyses.

The Company's Mineral Resource Statement has been compiled in accordance with the Australasian Code for Reporting of Exploration Results, Mineral Resources and Ore Reserves (JORC Code 2012 Edition)., Chapter 5 of the ASX Listing Rules and ASX Guidance Note 31, by external Resource estimation consultants who are recognised as Competent Persons under the JORC Code 2012 edition.

The Mineral Resource Statement is based on, and fairly represents, information and supporting documentation prepared by the respective Competent Persons.

Competent Persons Statement

The information in this report that relates to Exploration Results is based on information compiled or reviewed by Mr Mark Cossom who is a consultant to Javelin Minerals Ltd and is a current Member of the Australasian Institute of Mining and Metallurgy. Mr Cossom owns shares in Javelin Minerals Ltd. Mr Cossom has sufficient experience, which is relevant to the style of mineralisation and types of deposit under consideration and to the activities undertaken, to qualify as a Competent Person as defined in the 2012 Edition of the "Australasian Code of Reporting of Exploration Results, Mineral Resources and Ore Reserves". Mr Cossom consents to the inclusion in the report of the matters based on the information in the form and context in which it appears.

The information in this report that relates to Mineral Resources is based on information compiled or reviewed by Mr Alfred Gilman, Director of independent consulting firm Odessa Resource Pty Ltd, and who is a consultant to Javelin Minerals Ltd. Mr Gillman and is a current Fellow and Chartered Professional of the Australasian Institute of Mining and Metallurgy and has sufficient experience, which is relevant to the style of mineralisation and types of deposit under consideration and to the activities undertaken, to qualify as a Competent Person as defined in the 2012 Edition of the "Australasian Code of Reporting of Exploration Results, Mineral Resources and Ore Reserves".

CORPORATE

Placements

During the year, the Company completed a $4.5 million placement to professional and sophisticated investors at an issue price of $0.0025 per share (pre-consolidation). MEGA Resources supported the placement with a $1 million investment, with further support from Goldfields investors, major shareholders and Directors. Funds raised under the placement were allocated towards drilling programs at Eureka and Coogee, the evaluation of near-term production assets and general working capital.

Strategic Placement

In June 2026, the Company also secured commitments for a $1.5 million strategic placement to mining executive David Geraghty through the issue of 18,750,000 ordinary shares at $0.08 per share. During the reporting period, the Company completed Tranche 1 of the placement through the issue of 15,000,000 ordinary shares, with Tranche 2 remaining subject to shareholder approval. The placement also included up to 30,000,000 free-attaching unlisted options, with funds raised to be applied towards exploration activities at the Eureka, Coogee and Central Yilgarn Gold Projects and for general working capital purposes.

DIRECTORS' REPORT

For personal use only

1:31 Share Consolidation Completed

Following shareholder approval at the Company's Annual General Meeting held on 31 October 2025, the Company completed a consolidation of its issued capital on a 1-for-31 basis, reducing the number of ordinary shares on issue to approximately 260 million.

Unmarketable Parcel Share Sale Facility Completed

Following completion of the consolidation, the Company implemented an Unmarketable Parcel Share Sale Facility to assist shareholders holding less than a marketable parcel of shares to sell their holdings. Additional information on the Facility can be found in the announcement dated 13 November 2025 *Consolidation Completed – New Capital Structure, Unmarketable Parcel Share Sale Facility Commenced.*

The Facility was completed in January 2026, with a total of 2,803,439 ordinary shares held by 1,276 shareholders sold via a special crossing to a strategic investor at $0.10 per share. The Facility resulted in a significant reduction in the number of small shareholdings on the Company's register, and management costs.

SIGNIFICANT CHANGES IN STATE OF AFFAIRS

In the opinion of the directors, there were no significant changes in the state of affairs of the Group that occurred during the year under review not otherwise disclosed in this report or in the financial report.

SIGNIFICANT CHANGES AFTER THE REPORTING PERIOD

The following significant events occurred after the balance date:

Eureka Gold Project

Subsequent to the end of financial year, the Company announced assay results from the RC drilling program completed during the reporting period. The results confirmed the continuity and consistency of mineralisation in the north of the Eureka deposit, with drilling at Eureka Northwest extending the northern strike of high-grade mineralisation beneath the planned open pit.

Significant intersections returned included:

- EKRC036 - 4m @ 2.7g/t Au from 91m
- EKRC037 - 4m @ 2.3g/t Au from 52m
- EKRC022 - 5m @ 2.1g/t Au from 45m
- EKRC020 - 10m @ 1.2g/t Au from 85m
- EKRC019 - 5m @ 2.1g/t Au from 67m
- EKRC038 - 4m @ 2.0g/t Au from 64m

In the southern area of the deposit, drilling further tested near-surface mineralisation within the planned Eureka open pit, with EKRC008 returning 4m at 1.6g/t Au from 47m.

Drilling also successfully intersected several zones of laterite mineralisation near the surface, with significant results including:

- EKRC007 - 1m @ 1.0g/t Au from 1m
- EKRC008 - 3m @ 0.9g/t Au from 3m
- EKRC018 - 8m @ 0.9g/t Au from 4m

For personal use only

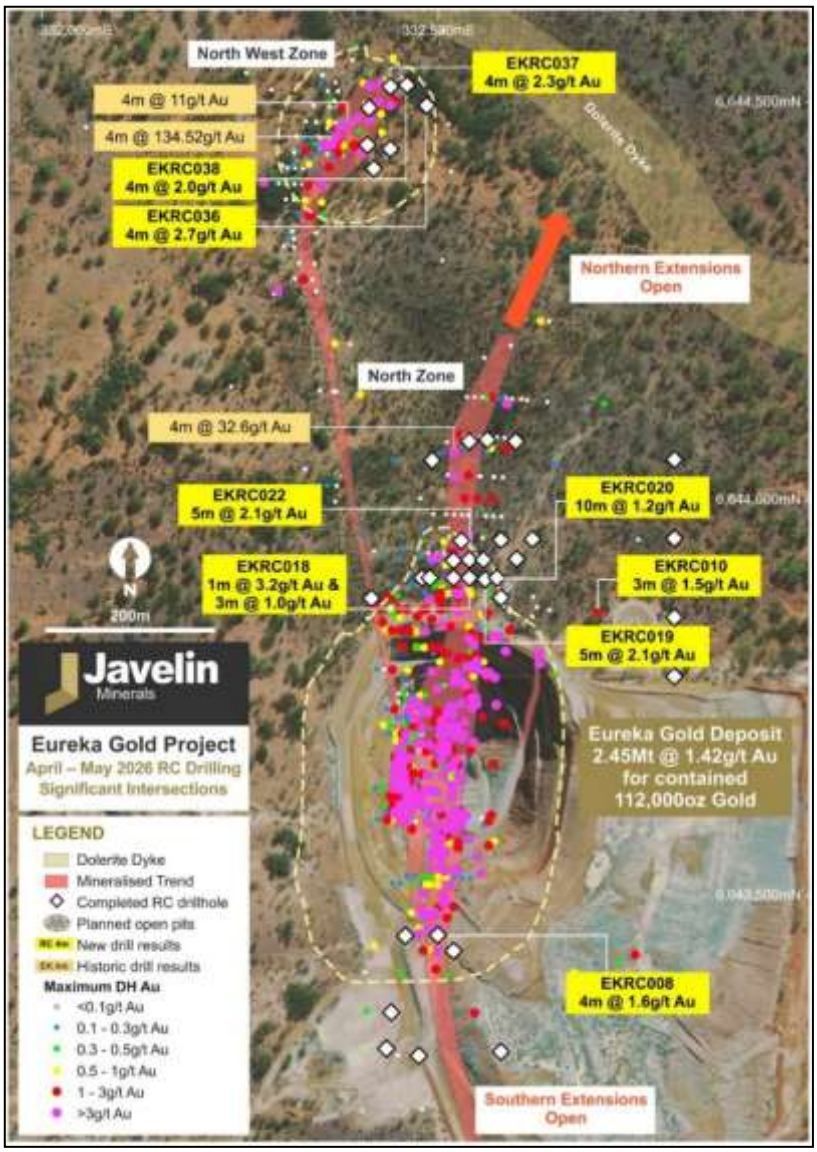

Figure 6 – Interpreted mineralised trends with significant intersections from recent RC drilling

Central Yilgarn Gold Project

On 1 July 2026, the Company announced a variation to the performance milestone securities relating to the acquisition of the Central Yilgarn Gold Project. Under the variation arrangements, the proposed Milestone Shares are to be replaced with Performance Rights on substantially the same commercial terms, including the existing project-related vesting milestones.

Termination of Eureka Right to Mine Agreement

On September 16, 2026, the Company and MEGA Resources mutually agreed to terminate the Eureka Gold Project Right to Mine Agreement originally announced on September 17, 2025. Under the original agreement, MEGA was to provide geological, engineering, mining, and transport services, together with project financing up to $25 million for the Eureka Gold Project.

The termination followed commercial developments regarding the availability of ore processing capacity in the Kalgoorlie region. MEGA remains a material shareholder in the Company following its $1,000,000 investment in a share placement completed in September 2025.

Proposed Acquisition by First Au Limited

Subsequent to year end, on 16 September 2026, Javelin Minerals Limited (Javelin) entered into a binding Takeover Implementation Deed with First AU Limited (ASX: FAU) (FirstAU), under which FirstAU has agreed to make a recommended off-market takeover offer to acquire all of the issued shares and options in Javelin.

Under the proposed transaction, Javelin shareholders will be offered 11.7647 new FirstAU shares for each Javelin share held, equivalent to 0.5882 FirstAU shares for each Javelin share following FirstAU's proposed 20:1 capital consolidation. If the offers are accepted in respect of all Javelin securities, former Javelin shareholders are expected to hold approximately 48.7% of the enlarged FirstAU.

The transaction would combine Javelin's Eureka and Coogee Gold Projects with FirstAU's Gimlet and Riverina East Gold Projects, creating an enlarged Western Australian gold exploration and development group focused on the Eastern Goldfields near Kalgoorlie.

The Javelin Board has unanimously recommended that Javelin shareholders accept the offer, in the absence of a superior proposal and subject to the Independent Expert concluding, and continuing to conclude, that the offer is fair and reasonable (or not fair but reasonable). The Share Offer remains subject to a 50.1% minimum acceptance condition and other customary conditions.

The proposed acquisition is considered a non-adjusting event after the reporting period and, accordingly, no adjustment has been made to the amounts recognised in the financial statements as at 30 June 2026.

Further details regarding the proposed transaction are set out in the Company's ASX announcement dated 16 September 2026.

COMPETENT PERSON

The information in this report that relates to Exploration Results and Mineral Resources have been extracted from various Javelin ASX Announcements and are available to view on the Company's website at www.javelinminerals.com.au or through the ASX website at www.asx.com.au (using ticker code "JAV"). The Company confirms that it is not aware of any new information or data that materially affects the information included in the original ASX announcements and that all material assumptions and technical parameters underpinning the Exploration Results, Exploration Targets and Mineral Resources included in the original ASX announcements continue to apply and have not materially changed. The Company confirms that the forms and context in which the relevant competent person's findings are presented in this report have not been materially modified from the original ASX announcements.

For personal use only

DIRECTORS' REPORT

For personal use only

INFORMATION ON DIRECTORS

Mr Brett Mitchell	***Executive Chairman***
B. Economics (UWA)	Mr Mitchell is an experienced corporate finance executive with over 25 years of experience in private and public venture capital and the equity capital markets. Mr Mitchell's expertise is in leading capital raisings and M&A transactions in the mining, energy, technology and life sciences industries. Mr Mitchell has been involved in the founding, financing and executive management of both private and publicly-listed companies. He is currently also Executive Director of New Zealand focused brownfields gold explorer Minerals Exploration Ltd (MEX) and Non-Executive Director of biotechnology company Imagion Biosystems Ltd (IBX). He was previously a director of ASX listed lithium explorer/developer Delta Lithium Ltd (DLI), and other ASX listed companies in the resources, energy and life science sectors.
Interest in Shares and Options	8,512,289 Fully Paid Ordinary Shares 2,562,596 Listed JAVOA Options at $0.062, expiring 31/12/2028
Performance Rights	68,612 Unlisted Options at $0.31, expiring 31/12/2028 9,677,418 Performance Rights
Directorships held in other listed entities in the last 3 years	Mount Ridley Mines (MRD) (resigned 11 November 2024) Minerals Exploration Limited (ASX: MEX) (current) Imagion Biosystems Ltd (ASX: IBX) (current)
Date of appointment	29 February 2024
Mr Andrew Rich	***Non-Executive Director***
B. Engineering (WASM)	Mr Rich has 15 years' experience as a mining engineer and underground manager across gold and nickel. He has successfully led the delivery of three underground mining projects through construction and into production, including Paddy's Flat (Westgold Resources Ltd), Shannon Underground (Ramelius Resources Ltd) and the Second Fortune Gold Project(Linden). Mr Rich is currently an Executive Director of emerging WA gold producer Brightstar Resources Limited (ASX: BTR). Mr Rich was the Managing Director of Linden and led Linden's business across mining and corporate functions prior to its acquisition by Brightstar. He holds a Bachelor of Engineering (WASM), First Class Mine Manager's Certificate of Competency, and he is an alumnus of the WA School of Mines.
Interest in Shares and Options	4,129,031 Fully Paid Ordinary Shares 1,129,032 Listed JAVOA Options at $0.062, expiring 31/12/2028 3,225,806 Performance Rights
Directorships held in other listed entities in the last 3 years	Brightstar Resources Limited (ASX: BTR) (current)
Date of appointment	6 August 2024

DIRECTORS' REPORT

For personal use only

Mr Peter Gilford B Com, CA, AGIA, ACG	***Non-Executive Director*** Mr Gilford is a finance professional with over 21 years of experience in the areas of financial management, mergers and acquisitions, debt and equity funding, treasury, insurance, taxation, ASX compliance and investor relations. He has provided services to a large number of mining, exploration and construction companies. Mr Gilford is currently the CFO and Company Secretary of Delta Lithium. Previous experience includes the role of CFO at mining services provider MACA Limited (MACA), where he had responsibility for the oversight of all aspects of the finance function. Mr Gilford holds a Bachelor of Commerce and a Graduate Diploma in Applied Corporate Governance. Mr Gilford is a member of the Institute of Chartered Accountants in Australia and New Zealand and an associate member of the Governance Institute of Australia.
Interest in Shares and Options	903,225 Fully Paid Ordinary Shares
Directorships held in other listed entities in the last 3 years	Nil
Date of appointment	13 December 2024

Mr Michael Edwards B Bus, B Sc (Geology)	***Non-Executive Director*** Mr Edwards is a geologist and an economist with over 26 years' experience in senior management roles. He has worked as an exploration and mine geologist, primarily in Australia, with a focus on Archaean gold and base metals and as a consultant and project generator, providing geological and corporate advisory services. Mr Edwards has been involved in numerous ASX listings, capital raisings (both seed and IPO) and intimately involved in the successful restructuring and growth of several junior resources companies. Mr Edwards holds a Bachelor of Business (Economics and Finance) from Curtin University and a Bachelor of Science (Geology) from the University of Western Australia.
Directorships held in other listed entities in the last 3 years	Daly Resources Limited (ASX: DLY) (current) De.Mem Limited (ASX: DEM) (current) Somerset Minerals Limited (ASX: SMM) (current) Metal Hawk Limited (ASX: MHK) (current)
Date of appointment	18 June 2025

DIRECTORS' REPORT

REMUNERATION REPORT (AUDITED)

This report details the nature and amount of remuneration for each director of the Company and for other key management personnel.

Remuneration Policy

The Company's remuneration policy has been designed to align key management personnel objectives with shareholder and business objectives by providing a fixed remuneration component and offering specific long-term incentives based on key performance areas affecting the Company's financial results. The Board believes the remuneration policy to be appropriate and effective in its ability to attract and retain the best executives and directors to run and manage the Company, as well as create goal congruence between directors, executives and shareholders.

The Board's policy for determining the nature and amount of remuneration for key management personnel of the Company is as follows:
The remuneration policy, setting the terms and conditions for the executive directors and other senior executives, was determined by the Board; and
All executives receive a base salary (which is based on factors such as length of service and experience), superannuation and are entitled to the issue of shares and options. The Board reviews executive packages annually by reference to the Company's performance, executive performance and comparable information from industry sectors.

The performance of key management personnel is measured against criteria agreed annually with each key management personnel and is based predominantly on the forecast growth of the Company's shareholders' value. The Board may, however, exercise its discretion in relation to approving incentives, bonuses and options and can recommend changes to the Board's recommendations. Any changes must be justified by reference to measurable performance criteria. The policy is designed to attract the highest calibre of executives and reward them for performance that results in long-term growth in shareholder wealth.

All remuneration paid to key management personnel is valued at the cost to the Company and expensed or capitalised to exploration expenditure if appropriate. Options, if given to directors and executives as remuneration, are valued using the Black-Scholes methodology.

The board policy is to remunerate non-executive directors at market rates for time, commitment and responsibilities. The Board determines payments to the non-executive directors and reviews their remuneration annually, based on market practice, duties and accountability. Independent external advice is
sought when required. The maximum aggregate amount of fees that can be paid to non-executive directors is subject to approval by shareholders at the Annual General Meeting. Fees for non-executive directors are not linked to the performance of the Company.

Use of Remuneration Consultants

The Board did not engage external remuneration advice during the years ended 30 June 2026 and 30 June 2025.

For personal use only

DIRECTORS' REPORT

REMUNERATION REPORT (AUDITED) (CONTINUED)

Details of Remuneration

The remuneration paid or payable to each key management personnel of the Company was as follows:

2026	Short-term Benefits		Post-employment Benefits	Other Long-term Benefits	Share-based Payment				
	Cash, salary & bonuses	Unpaid Salary & Fees	Super-annuation	Other	Equity	Performance Rights*	Termination Benefits	Total	Performance Related
	$	$	$	$	$	$	$	$	%
Directors									
Brett Mitchell	257,500	12,500	-	-	-	71,822	-	341,822	21%
Andrew Rich	58,000	5,000	-	-	-	100,127	-	163,127	61%
Peter Gilford	55,000	5,600	6,600	-	-	-	-	67,200	-
Michael Edwards	55,000	5,600	6,600	-	-	-	-	67,200	-
	425,500	**28,700**	**13,200**	**-**	**-**	**171,949**	**-**	**639,349**	**27%**

*The performance rights expense relates to performance rights recognised during the current financial year. It excludes the Class A performance rights converted into ordinary shares during the year, for which the associated $140,137 share-based payment expense was recognised in the prior financial year.

2025	Short-term Benefits		Post-employment Benefits	Other Long-term Benefits	Share-based Payment				
	Cash, salary & bonuses	Unpaid Salary & Fees	Super-annuation	Other	Equity	Performance Rights	Termination Benefits	Total	Performance Related
	$	$	$	$	$	$	$	$	%
Directors									
Brett Mitchell[1]	252,500	-	-	-	-	205,975	-	458,475	45%
Pedro Kastellorizos[2]	101,100	-	-	-	-	130,885	-	231,985	56%
Andrew Rich[3]	55,000	-	-	-	-	208,407	-	263,407	79%
Peter Gilford[4]	28,065	5,000	3,827	-	-	-	-	36,892	-
Michael Edwards[5]	-	2,167	260	-	-	-	-	2,427	-
Robert Mosig[6]	6,600	-	-	-	-	-	-	6,600	-
	443,265	**7,167**	**4,087**	**-**	**-**	**545,267**	**-**	**999,786**	**55%**

1 Brett Mitchell was appointed as Executive Chairman on 29 February 2024.
2 Pedro Kastellorizos resigned as Non-Executive Director on 17 June 2025.
3 Andrew Rich was appointed as Non-Executive Director on 06 August 2024.
4 Peter Gilford was appointed as Non-Executive Director on 13 December 2024.
5 Michael Edwards was appointed as Non-Executive Director on 18 June 2025.
6 Robert Mosig resigned as Non-Executive Director on 08 June 2024.

For personal use only

DIRECTORS' REPORT

REMUNERATION REPORT (AUDITED) (CONTINUED)

Shareholdings

Number of Shares held by Key Management Personnel during the year ended 30 June 2026 was as follows:

Director	Balance at 1-Jul-25	Granted as Compensation	Acquired	Other * Changes	Balance at 30-Jun-26
Brett Mitchell	133,881,000	-	30,000,000**	(155,368,711)	8,512,289
Andrew Rich	120,000,000	-	8,000,000	(123,870,969)	4,129,031
Peter Gilford	20,000,000	-	8,000,000	(27,096,775)	903,225
Michael Edwards	-	-	4,000,000	(3,870,968)	129,032
Total	**273,881,000**	**-**	**50,000,000**	**(310,207,423)**	**13,673,577**

* Other changes represent adjustments to holdings arising from the 31:1 share consolidation during the period.
** During the period, 100,000,000 Class A Performance Rights were converted to fully paid ordinary shares, equivalent to approximately 3,225,806 shares on a post-consolidation basis following the 31:1 share consolidation.

Options Holdings

Number of Options held by Key Management Personnel during the year ended 30 June 2026 was as follows:

Director	Balance at 1-Jul-25	Granted as Compensation	Options Acquired	Other * Changes	Balance at 30-Jun-26	Vested at Balance Date
Brett Mitchell	81,567,500	-	-	(78,936,292)	2,631,208	-
Andrew Rich	35,000,000	-	-	(33,870,968)	1,129,032	-
Peter Gilford	-	-	-	-	-	-
Michael Edwards	-	-	-	-	-	-
Total	**116,567,500**	**-**	**-**	**(112,807,260)**	**3,760,240**	**-**

* Other changes represent adjustments to holdings arising from the 31:1 share consolidation during the period.

For personal use only

DIRECTORS' REPORT

REMUNERATION REPORT (AUDITED) (CONTINUED)

Performance Rights

Number of Performance Rights held by Key Management Personnel during the year ended 30 June 2026 was as follows:

Director	Balance at 1-Jul-25	Performance Rights Converted	Performance Rights Expired	Other * Changes	Balance at 30-Jun-26
Brett Mitchell	400,000,000	(100,000,000)	-	(290,322,582)	9,677,418
Andrew Rich	100,000,000	-	-	(96,774,194)	3,225,806
Peter Gilford	-	-	-	-	-
Michael Edwards	-	-	-	-	-
Total	**500,000,000**	**(100,000,000)**	**-**	**(387,096,776)**	**12,903,224**

* Other changes represent adjustments to holdings arising from the 31:1 share consolidation during the period.

The Performance Rights vesting conditions are as follows (as at 30 June 2026):

Class of Performance Rights	Number of Performance Rights to be issued (Post-Consolidation)	Milestone	Expiry Date	Vesting date
Class A	3,225,806	Upon the Company achieving a volume-weighted average market price of shares over 20 consecutive trading days on which the Shares have been traded on the ASX (20-Day VWAP) of at least $0.093 (post-consolidation price).	25/07/2029	Vested in prior period
Class B	3,225,806	Upon the Company achieving a volume-weighted average market price of shares over 20 consecutive trading days on which the Shares have been traded on the ASX (20-Day VWAP) of at least $0.155 (post-consolidation price).	25/07/2029	Unvested at balance date
Class C	3,225,806	Upon the Company achieving a volume-weighted average market price of shares over 20 consecutive trading days on which the Shares have been traded on the ASX (20-Day VWAP) of at least $0.248 (post-consolidation price)	25/07/2029	Unvested at balance date
Class D	3,225,806	Upon the Company achieving a volume-weighted average market price of shares over 20 consecutive trading days on which the Shares have been traded on the ASX (20-Day VWAP) of at least $0.372 (post-consolidation price)	25/07/2029	Unvested at balance date

For personal use only

For personal use only

Class of Performance Rights	Number of Performance Rights to be issued (Post-Consolidation)	Milestone	Expiry Date	Vesting date
Class E	2,580,645	Upon the holder being engaged continuously in the position of Director from the date of issue to 31 Dec 2024.	06/12/2029	Vested in prior period
Class F	2,741,935	Upon the Company achieving a volume-weighted average market price of shares over 20 consecutive trading days on which the Shares have been traded on the ASX (20-Day VWAP) of at least $0.186 and the Company publishing total JORC mineral resources (minimum inferred category) of 350,000oz Au at a cutoff grade of 0.5g/t or higher across its tenements.	06/12/2029	Unvested at balance date
Class G	2,741,935	The Company announcing to the ASX that it has recommenced mining operations on one or more of the tenements comprising either of (1) the Coogee Gold Project or (2) the Eureka Gold Project.	06/12/2029	Unvested at balance date

Performance rights with non-market-based milestones have been valued based on the spot price of $0.003 per share at the grant date and management's best estimate of the probability of achievement of the performance milestones. Performance rights with market-based milestones have been valued using the Monte Carlo pricing model.

During the financial year, the vested Class A performance rights were converted into shares. As the performance condition was satisfied in the prior period (Upon the Company achieving a volume-weighted average market price of shares over 20 consecutive trading days on which the Shares have been traded on the ASX (20-Day VWAP) of at least $0.003), the total fair value of $140,137 had already been recognised as a share-based payment expense in prior periods. Accordingly, no further expense was recognised in the current period upon conversion. The share-based payment expense recognised in the current year relates to other performance rights held by the Directors.

Voting and Comments Made at the Company's 2025 Annual General Meeting ('AGM')

The Company received 99.11% of "yes" votes (cast on poll) on its remuneration report for the year ended 31 October 2025. The Company did not receive any specific feedback at the Annual General Meeting or throughout the year on its remuneration packages.

Options Issued as Part of Remuneration

During the year, no options were issued to Directors as part of remuneration (2025: nil).

Other Transactions with Key Management Personnel

There were no related party transactions for 2026. (2025: Nil)

DIRECTORS' REPORT

REMUNERATION REPORT (AUDITED) (CONTINUED)

Additional Information

The earnings of the Group for the five years to 30 June 2026 are summarised below:

	2026	2025	2024	2023	2022
Revenue	243,648	138,627	6,659	20,326	10,877
EBITDA	(2,748,099)	(2,592,517)	(3,792,484)	(660,095)	(976,635)
Loss after tax	(2,685,344)	(2,592,517)	(3,792,484)	(660,095)	(976,635)
Share price at 30 June ($ per share)	0.073	0.002	0.002	0.001	0.002
Loss per share (cents per share)	(1.08)	(1.52) *	(2.50) *	(2.35) *	(3.89) *

** Restated to reflect a 1 for 31 share consolidation completed during the period.*

End of Remuneration Report

MEETINGS OF DIRECTORS

Attendances by each director during the period were as follows:

	Board meetings - eligible to attend	Board meetings - attended
Brett Mitchell	**5**	**5**
Andrew Rich	**5**	**5**
Peter Gilford	**5**	**5**
Michael Edwards	**5**	**5**

FUTURE DEVELOPMENTS, PROSPECTS AND BUSINESS STRATEGIES

Further information, other than as disclosed in this report, about likely developments in the operations of the Company and the expected results of those operations in future periods has not been included in this report as disclosure of this information would be likely to result in unreasonable prejudice to the Company.

ENVIRONMENTAL ISSUES

The Company's operations are subject to significant environmental regulation under the law of the Commonwealth and State in relation to the discharge of hazardous waste and materials arising from any mining activities and development conducted by the Company on any of its tenements. To date, the Company has only carried out exploration activities and there have been no known breaches of any environmental obligations.

For personal use only

For personal use only

INDEMNIFYING AND INSURANCE OF OFFICERS

The Company has entered into deeds of indemnity with each director whereby, to the extent permitted by the Corporations Act 2001, the Company agreed to indemnify each director against all loss and liability incurred as an officer of the Company, including all liability in defending any relevant proceedings.

The Company has paid premiums to insure each of the directors against liabilities for costs and expenses incurred by them in defending any legal proceedings arising out of their conduct while acting in the capacity of director of the Company, other than conduct involving a wilful breach of duty in relation to the Company. The disclosure of the amount of the premium is prohibited by the insurance policy.

PROCEEDINGS ON BEHALF OF THE COMPANY

No person has applied for leave of Court to bring proceedings on behalf of the Company or intervene in any proceedings to which the Company is a party for the purpose of taking responsibility on behalf of the Company for all or any part of those proceedings. The Company was not a party to any such proceedings during the period.

OPTIONS

During the financial year, 1,465,053 JAVOA options were exercised at $0.062 per share and converted into ordinary shares (refer to Note 11).

No other options were exercised during the financial year, and between the end of the financial year and the date of this report.

At the date of this report, the unissued ordinary shares under options are as follows:

Expiry Date	Class	Description	Exercise Price	Number of Option
31-Dec-28	JAVOPT11	Unlisted	$0.31	24,574,153
6-Dec-26	JAVOPT12	Unlisted	$0.12	39,193,514
31-Dec-28	JAVOPT13	Unlisted	$0.09	10,322,580
31-Dec-28	JAVOA	Listed	$0.06	88,779,818
				162,870,065

Performance Rights

As at date of the report, the Company had 15,161,294 performance rights on issue comprising various classes with specific vesting milestones. During the period, 100,000,000 Class A Performance Rights were converted to fully paid ordinary shares.

NON-AUDIT SERVICES

There were no fees paid or payable to the external auditors for non-audit services provided during the year ended 30 June 2026 (2025: Nil).

For personal use only

AUDITOR'S INDEPENDENCE DECLARATION

The lead auditor's independence declaration for the period ended 30 June 2026 has been received and can be found on page 26.

Signed in accordance with a resolution of the Board of Directors.

Brett Mitchell
Executive Chairman
Dated this 30th day of September 2026

HLB MANN JUDD
ADVISORY AND ACCOUNTING

For personal use only

AUDITOR'S INDEPENDENCE DECLARATION

As lead auditor for the audit of the consolidated financial report of Javelin Minerals Limited for the year ended 30 June 2026, I declare that to the best of my knowledge and belief, there have been no contraventions of:

a) the auditor independence requirements of the *Corporations Act 2001* in relation to the audit; and

b) any applicable code of professional conduct in relation to the audit.

Perth, Western Australia
30 September 2026

B G McVeigh
Partner

hlb.com.au

HLB Mann Judd ABN 22 193 232 714
A Western Australian Partnership
Level 4, 130 Stirling Street, Perth WA 6000 / PO Box 8124 Perth BC WA 6849
T: +61 (0)8 9227 7500 **E:** mailbox@hlbwa.com.au
Liability limited by a scheme approved under Professional Standards Legislation.

HLB Mann Judd is a member of HLB International, the global advisory and accounting network.

For personal use only

HLB MANN JUDD
ADVISORY AND ACCOUNTING

INDEPENDENT AUDITOR'S REPORT

To the Members of Javelin Minerals Limited

Report on the Audit of the Financial Report

Opinion

We have audited the financial report of Javelin Minerals Limited ("the Company") and its controlled entities ("the Group"), which comprises the consolidated statement of financial position as at 30 June 2026, the consolidated statement of profit or loss and other comprehensive income, the consolidated statement of changes in equity and the consolidated statement of cash flows for the year then ended, notes to the financial statements, including material accounting policy information, the consolidated entity disclosure statement and the directors' declaration.

In our opinion, the accompanying financial report of the Group is in accordance with the *Corporations Act 2001*, including:

(a) giving a true and fair view of the Group's financial position as at 30 June 2026 and of its financial performance for the year then ended; and

(b) complying with Australian Accounting Standards and the *Corporations Regulations 2001*.

Basis for Opinion

We conducted our audit in accordance with Australian Auditing Standards. Our responsibilities under those standards are further described in the *Auditor's Responsibilities for the Audit of the Financial Report* section of our report. We are independent of the Group in accordance with the auditor independence requirements of the *Corporations Act 2001* and the ethical requirements of the Accounting Professional and Ethical Standards Board's APES 110 *Code of Ethics for Professional Accountants (including Independence Standards)* ("the Code") that are relevant to audits of the financial report of public interest entities in Australia. We have also fulfilled our other ethical responsibilities in accordance with the Code.

We believe that the audit evidence we have obtained is sufficient and appropriate to provide a basis for our opinion.

Material Uncertainty Related to Going Concern

We draw attention to Note 1(b) in the financial report, which indicates that a material uncertainty exists that may cast significant doubt on the Group's ability to continue as a going concern. Our opinion is not modified in respect of this matter.

Key Audit Matters

Key audit matters are those matters that, in our professional judgement, were of most significance in our audit of the financial report of the current period. These matters were addressed in the context of our audit of the financial report as a whole, and in forming our opinion thereon, and we do not provide a separate opinion on these matters.

hlb.com.au

HLB Mann Judd ABN 22 193 232 714
A Western Australian Partnership
Level 4, 130 Stirling Street, Perth WA 6000 / PO Box 8124 Perth BC WA 6849
T: +61 (0)8 9227 7500 E: mailbox@hlbwa.com.au
Liability limited by a scheme approved under Professional Standards Legislation.

HLB Mann Judd is a member of HLB International, the global advisory and accounting network.

For personal use only

HLB MANN JUDD
ADVISORY AND ACCOUNTING

In addition to the matter described in the *Material Uncertainty Related to Going Concern* section, we have determined the matters described below to be the key audit matters to be communicated in our report.

Key Audit Matter	How our audit addressed the key audit matter
Exploration and Evaluation Expenditure Note 8	
In accordance with AASB 6 *Exploration for and Evaluation of Mineral Resources*, the Group capitalises acquisition costs of rights to explore as well as subsequent exploration and evaluation expenditure and applies the cost model after recognition. Our audit focussed on the Group's assessment of the carrying amount of the deferred exploration and evaluation expenditure, because this is a significant asset of the Group. We planned our work to address the audit risk that the capitalised expenditure might no longer meet the recognition criteria of the standard.	Our procedures included but were not limited to the following: • We obtained an understanding of the key processes associated with management's review of the carrying values of deferred exploration and evaluation expenditure; • We considered the Directors' assessment of potential indicators of impairment; • We obtained evidence that the Group has current rights to tenure of its areas of interest; • We substantiated a sample of expenditure incurred to source documentation; • We enquired with management as to the nature of planned or budgeted ongoing activities; and • We examined the disclosures made in the financial report.
Acquisition of Tenements Note 8	
In accordance with AASB 3 *Business Combinations*, the Group treated the transaction in relation to the CY Exploration Pty Ltd and Bulga Minerals Pty Ltd (Central Yilgarn Gold Project) as an asset acquisition. Our audit focussed on the Group's assessment of the accounting treatment of the transactions, and valuation of the consideration paid and assets and liabilities acquired, because this is a significance to the Group. We planned our work to address the audit risk that the transactions were appropriately accounted for, and the valuation of the consideration.	Our procedures included but were not limited to the following: • Obtained and reviewed the signed Heads of Agreement (HOA); • We have assessed management's determination that the transaction is an asset acquisition and not a business combination under AASB 3. We concurred with management's assessment; • Verification of the consideration paid and contingent consideration; • Verification of rights to tenure and implications for initial and continued capitalisation; • Verification of the acquisition consideration; and • Assessed the relevant disclosures.

Other Information

The directors are responsible for the other information. The other information comprises the information included in the Group's annual report for the year ended 30 June 2026 but does not include the financial report and our auditor's report thereon.

Our opinion on the financial report does not cover the other information and accordingly we do not express any form of assurance conclusion thereon.

In connection with our audit of the financial report, our responsibility is to read the other information and, in doing so, consider whether the other information is materially inconsistent with the financial report, or our

For personal use only

knowledge obtained in the audit or otherwise appears to be materially misstated.

If, based on the work we have performed, we conclude that there is a material misstatement of this other information, we are required to report that fact. We have nothing to report in this regard.

Responsibilities of the Directors for the Financial Report

The directors of the Company are responsible for the preparation of:

(a) the financial report (other than the consolidated entity disclosure statement) that gives a true and fair view in accordance with Australian Accounting Standards and the *Corporations Act 2001*; and

(b) the consolidated entity disclosure statement that is true and correct in accordance with the *Corporations Act 2001*, and

for such internal control as the directors determine is necessary to enable the preparation of:

(a) the financial report (other than the consolidated entity disclosure statement) that gives a true and fair view and is free from material misstatement, whether due to fraud or error; and

(b) the consolidated entity disclosure statement that is true and correct and is free from material misstatement, whether due to fraud or error.

In preparing the financial report, the directors are responsible for assessing the ability of the Group to continue as a going concern, disclosing, as applicable, matters related to going concern and using the going concern basis of accounting unless the directors either intend to liquidate the Group or to cease operations, or have no realistic alternative but to do so.

Auditor's Responsibilities for the Audit of the Financial Report

Our objectives are to obtain reasonable assurance about whether the financial report as a whole is free from material misstatement, whether due to fraud or error, and to issue an auditor's report that includes our opinion. Reasonable assurance is a high level of assurance, but is not a guarantee that an audit conducted in accordance with Australian Auditing Standards will always detect a material misstatement when it exists. Misstatements can arise from fraud or error and are considered material if, individually or in the aggregate, they could reasonably be expected to influence the economic decisions of users taken on the basis of this financial report.

As part of an audit in accordance with the Australian Auditing Standards, we exercise professional judgement and maintain professional scepticism throughout the audit. We also:

- Identify and assess the risks of material misstatement of the financial report, whether due to fraud or error, design and perform audit procedures responsive to those risks, and obtain audit evidence that is sufficient and appropriate to provide a basis for our opinion. The risk of not detecting a material misstatement resulting from fraud is higher than for one resulting from error, as fraud may involve collusion, forgery, intentional omissions, misrepresentations, or the override of internal control.
- Obtain an understanding of internal control relevant to the audit in order to design audit procedures that are appropriate in the circumstances, but not for the purpose of expressing an opinion on the effectiveness of the Group's internal control.
- Evaluate the appropriateness of accounting policies used and the reasonableness of accounting estimates and related disclosures made by the directors.
- Conclude on the appropriateness of the directors' use of the going concern basis of accounting and, based on the audit evidence obtained, whether a material uncertainty exists related to events or

For personal use only

HLB MANN JUDD
ADVISORY AND ACCOUNTING

conditions that may cast significant doubt on the Group's ability to continue as a going concern. If we conclude that a material uncertainty exists, we are required to draw attention in our auditor's report to the related disclosures in the financial report or, if such disclosures are inadequate, to modify our opinion. Our conclusions are based on the audit evidence obtained up to the date of our auditor's report. However, future events or conditions may cause the Group to cease to continue as a going concern.

- Evaluate the overall presentation, structure and content of the financial report, including the disclosures, and whether the financial report represents the underlying transactions and events in a manner that achieves fair presentation.

We communicate with the directors regarding, among other matters, the planned scope and timing of the audit and significant audit findings, including any significant deficiencies in internal control that we identify during our audit.

We also provide the directors with a statement that we have complied with relevant ethical requirements regarding independence, and to communicate with them all relationships and other matters that may reasonably be thought to bear on our independence, and where applicable, actions taken to eliminate threats or safeguards applied.

From the matters communicated with the directors, we determine those matters that were of most significance in the audit of the financial report of the current period and are therefore the key audit matters. We describe these matters in our auditor's report unless law or regulation precludes public disclosure about the matter or when, in extremely rare circumstances, we determine that a matter should not be communicated in our report because the adverse consequences of doing so would reasonably be expected to outweigh the public interest benefits of such communication.

REPORT ON THE REMUNERATION REPORT

Opinion on the Remuneration Report

We have audited the Remuneration Report included within the Directors' Report for the year ended 30 June 2026.

In our opinion, the Remuneration Report of Javelin Minerals Limited for the year ended 30 June 2026 complies with Section 300A of the *Corporations Act 2001*.

Responsibilities

The directors of the Company are responsible for the preparation and presentation of the Remuneration Report in accordance with Section 300A of the *Corporations Act 2001*. Our responsibility is to express an opinion on the Remuneration Report, based on our audit conducted in accordance with Australian Auditing Standards.

HLB Mann Judd

HLB Mann Judd
Chartered Accountants

B M'Veigh

B G McVeigh
Partner

Perth, Western Australia
30 September 2026

For personal use only

Javelin Minerals Limited
ABN 39 151 900 855

CONSOLIDATED STATEMENT OF PROFIT OR LOSS AND OTHER COMPREHENSIVE INCOME FOR THE YEAR ENDED 30 JUNE 2026

	Note	Consolidated 2026 $	Consolidated 2025 $
Income			
Interest income		91,914	62,253
Other income		26,734	40,010
Profit on sale of exploration assets		-	36,364
Gain on disposal of exploration assets		125,000	-
Expenses			
Administration expenses	3	(825,624)	(705,466)
Depreciation – plant & equipment		(3,454)	(3,352)
Corporate expenses	3	(713,124)	(761,902)
Share-based payments	17	(242,038)	(616,104)
Impairment of exploration expenditure	8	(1,144,752)	(644,320)
Total Expenses		**(2,928,992)**	**(2,731,144)**
Loss before income tax expense		**(2,685,344)**	**(2,592,517)**
Income tax expense	2	-	-
Loss after income tax expense for the year		**(2,685,344)**	**(2,592,517)**
Other comprehensive income			
Other Comprehensive Income, net of income tax		-	-
Total comprehensive loss for the year		**(2,685,344)**	**(2,592,517)**
Loss Per Share			
Basic and diluted loss per share (cents per share)	4	(1.08)	(1.52) *

** Restated to reflect a 1 for 31 share consolidation completed during the period.*

The accompanying notes form part of these financial statements.

For personal use only

Javelin Minerals Limited
ABN 39 151 900 855

CONSOLIDATED STATEMENT OF FINANCIAL POSITION
AS AT 30 JUNE 2026

	Note	Consolidated 2026 $	Consolidated 2025 $
ASSETS			
Current Assets			
Cash and cash equivalents	5	3,915,608	1,259,978
Trade and other receivables	6	275,931	104,984
Other assets	7	15,852	25,531
Total Current Assets		**4,207,391**	**1,390,493**
Non-Current Assets			
Plant and equipment		7,656	8,880
Exploration and evaluation expenditure	8	12,135,783	10,360,880
Total Non-Current Assets		**12,143,439**	**10,369,760**
Total Assets		**16,350,830**	**11,760,253**
LIABILITIES			
Current Liabilities			
Trade and other payables	9	1,011,411	354,820
Total Current Liabilities		**1,011,411**	**354,820**
Non-Current Liabilities			
Provision - Rehabilitation	18	818,808	836,211
Total Non-Current Liabilities		**818,808**	**836,211**
Total Liabilities		**1,830,219**	**1,191,031**
Net Assets		**14,520,611**	**10,569,222**
EQUITY			
Issued capital	10	45,763,516	39,825,329
Reserves	11	10,647,568	9,949,022
Accumulated losses		(41,890,473)	(39,205,129)
Total Equity		**14,520,611**	**10,569,222**

The accompanying notes form part of these financial statements.

For personal use only

Javelin Minerals Limited
ABN 39 151 900 855

CONSOLIDATED STATEMENT OF CHANGES IN EQUITY
FOR THE YEAR ENDED 30 JUNE 2026

	Note	Issued Capital	Reserves	Accumulated Losses	Total
		$	$	$	$
Balance at 1 July 2024		**34,432,040**	**8,525,244**	**(36,612,612)**	**6,344,672**
Loss for the period		-	-	(2,592,517)	(2,592,517)
Other comprehensive income		-	-	-	-
Total comprehensive loss		-	-	(2,592,517)	(2,592,517)
Shares issued		6,715,082	-	-	6,715,082
Share issue costs		(1,321,793)	-	-	(1,321,793)
Share-based payments-options		-	1,118,511	-	1,118,511
Share-based payments-performance rights		-	305,267	-	305,267
Balance at 30 June 2025		**39,825,329**	**9,949,022**	**(39,205,129)**	**10,569,222**
Balance at 1 July 2025		**39,825,329**	**9,949,022**	**(39,205,129)**	**10,569,222**
Loss for the period		-	-	(2,685,344)	(2,685,344)
Other comprehensive income		-	-	-	-
Total comprehensive loss		-	-	(2,685,344)	(2,685,344)
Shares issued	10	6,811,582	-	-	6,811,582
Share issue costs	10	(873,395)	-	-	(873,395)
Share-based payments-options		-	596,645	-	596,645
Share-based payments-performance rights		-	101,901	-	101,901
Balance at 30 June 2026		**45,763,516**	**10,647,568**	**(41,890,473)**	**14,520,611**

The accompanying notes form part of these financial statements.

For personal use only

Javelin Minerals Limited
ABN 39 151 900 855

CONSOLIDATED STATEMENT OF CASH FLOWS
FOR THE YEAR ENDED 30 JUNE 2026

	Note	Consolidated 2026 $	Consolidated 2025 $
CASH FLOWS FROM OPERATING ACTIVITIES			
Payments to suppliers and employees		(1,037,594)	(1,358,751)
Interest received		91,914	62,253
Other income		26,734	-
Net cash (used in) operating activities	14	**(918,946)**	**(1,296,498)**
CASH FLOWS FROM INVESTING ACTIVITIES			
Payment for property, plant and equipment		(2,230)	(6,911)
Payment to acquire the Central Yilgarn Gold Project		(74,568)	-
Payment for the Buy Option Agreement		(50,000)	-
Exploration and evaluation expenditure		(1,812,708)	(1,209,374)
Payment to acquire Eureka Project		-	(1,500,000)
Proceeds from disposal of tenements		-	76,374
Net cash (used in) investing activities		**(1,939,506)**	**(2,639,911)**
CASH FLOWS FROM FINANCING ACTIVITIES			
Proceeds from issue of shares	10	5,790,832	4,622,963
Payment of share issue costs	10	(276,750)	(90,314)
Net cash provided by financing activities		**5,514,082**	**4,532,649**
Net increase in cash and cash equivalents		2,655,630	596,240
Cash and cash equivalents at the beginning of the year		1,259,978	663,738
Cash and cash equivalents at the end of the year	5	**3,915,608**	**1,259,978**

The accompanying notes form part of these financial statements.

NOTES TO THE FINANCIAL STATEMENTS

NOTE 1: STATEMENT OF MATERIAL ACCOUNTING POLICIES

These financial statements and notes represent those of Javelin Minerals Limited and Controlled Entities (the "Group"). Javelin Minerals Limited is a public Company, incorporated and domiciled in Australia. The financial statements were authorised for issue on 30 September 2026 by the directors of the Company.

Basis of Preparation
The financial report is a general purpose financial report that has been prepared in accordance with Australian Accounting Standards, including Australian Accounting Interpretations, other authoritative pronouncements of the Australian Accounting Standards Board and the Corporations Act 2001.

Australian Accounting Standards set out accounting policies that the AASB has concluded would result in a financial report containing relevant and reliable information about transactions, events and conditions to which they apply. Compliance with Australian Accounting Standards ensures that the financial statements and notes also comply with International Financial Reporting Standards as issued by the IASB. Material accounting policies adopted in the preparation of this financial report are presented below. They have been consistently applied unless otherwise stated.

The financial report is presented in Australian dollars.

The financial report has been prepared on an accruals basis and is based on historical costs modified by the revaluation of selected financial assets for which the fair value basis of accounting has been applied.

Accounting Policies
The following is a summary of the material accounting policies adopted by the Company in the preparation of the financial report.

a) Principles of Consolidation
A controlled entity is an entity over which the Company has the power to govern the financial and operating policies so as to obtain benefits from its activities. In assessing the power to govern, the existence and effect of holdings of actual and potential voting rights are considered.

As at reporting date, the assets and liabilities of all controlled entities have been incorporated into the consolidated financial statements, as well as their results for the year then ended. Where controlled entities have entered (left) the consolidated group during the year, their operating results have been included (excluded) from the date control was obtained (ceased).

All inter-group balances and transactions between entities in the consolidated group, including any unrealised profits or losses, have been eliminated on consolidation. Accounting policies of subsidiaries have been changed where necessary to ensure consistency with those adopted by the parent entity.

For personal use only

For personal use only

NOTE 1: STATEMENT OF MATERIAL ACCOUNTING POLICIES (CONTINUED)

b) Going Concern

The Group incurred a loss for the year ended 30 June 2026 of $2,685,344 (2025: $2,592,517) and has working capital of $3,195,980 (2025: $1,035,673).

The Group's cash flow forecast indicates that it will require additional funding within the 12 months from the expected date of signing of the financial statements in order to continue funding its planned activities. The Group is therefore dependent on successfully raising additional capital and managing cash flows in line with available funds.

These conditions indicate a material uncertainty that may cast significant doubt about the ability of the Group to continue as a going concern.

The Directors believe that the going concern basis of preparation remains appropriate, having regard to the Group's ability to raise additional capital and manage its planned expenditure in line with available funding. Subsequent to year-end, the Company received $300,000 in relation to Tranche 2 of the Strategic Placement.

Should the Group be unable to raise additional capital or manage its expenditure in line with available funds, it may be unable to realise its assets and extinguish its liabilities in the normal course of business and at amounts stated in the financial statements. The financial statements do not include any adjustments related to the recoverability and classification of recorded asset amounts or to the amount and classification of liabilities that might be necessary should the Group be unable to continue as a going concern.

c) Income Tax

The income tax expense (revenue) for the period comprises current income tax expense (income) and deferred tax expense (income).

Current income tax expense charged to the profit or loss is the tax payable on taxable income calculated using applicable income tax rates enacted, or substantially enacted, as at reporting date. Current tax liabilities (assets) are therefore measured at the amounts expected to be paid to (recovered from) the relevant taxation authority.

Deferred income tax expense reflects movements in deferred tax asset and deferred tax liability balances during the period, as well as unused tax losses. Current and deferred income tax expense (income) is charged or credited directly to equity instead of the profit or loss when the tax relates to items that are credited or charged directly to equity.

Deferred tax assets and liabilities are ascertained based on temporary differences arising between the tax bases of assets and liabilities and their carrying amounts in the financial statements. Deferred tax assets also result when amounts have been fully expensed, but future tax deductions are available. No deferred income tax will be recognised from the initial recognition of an asset or liability, excluding a business combination, where there is no effect on accounting or taxable profit or loss.

Deferred tax assets relating to temporary differences and unused tax losses are recognised only to the extent that it is probable that future taxable profit will be available against which the benefits of the deferred tax asset can be utilised.

Deferred tax assets and liabilities are calculated at the tax rates that are expected to apply to the period when the asset is realised or the liability is settled, based on tax rates enacted or substantively enacted at reporting date. Their measurement also reflects the manner in which management expects to recover or settle the carrying amount of the related asset or liability.

For personal use only

NOTE 1: STATEMENT OF MATERIAL ACCOUNTING POLICIES (CONTINUED)

c) Income Tax (Continued)

Where temporary differences exist in relation to investments in subsidiaries, branches, associates, and joint ventures, deferred tax assets and liabilities are not recognised where the timing of the reversal of the temporary difference can be controlled and it is not probable that the reversal will occur in the foreseeable future.

Current tax assets and liabilities are offset where a legally enforceable right of set-off exists and it is intended that net settlement or simultaneous realisation and settlement of the respective asset and liability will occur. Deferred tax assets and liabilities are offset where a legally enforceable right of set-off exists, the deferred tax assets and liabilities relate to income taxes levied by the same taxation authority on either the same taxable entity or different taxable entities where it is intended that net settlement or simultaneous realisation and settlement of the respective asset and liability will occur in future periods in which significant amounts of deferred tax assets or liabilities are expected to be recovered or settled.

d) Exploration and Evaluation Expenditure

Exploration and evaluation expenditure incurred is accumulated in respect of each identifiable area of interest for which rights of tenure are current. These costs are only carried forward to the extent that they are expected to be recouped through the successful development of the area or where activities in the area have not yet reached a stage that permits reasonable assessment of the existence of economically recoverable reserves.

Accumulated costs in relation to an abandoned area are written off in full against profit in the period in which the decision to abandon the area is made.

When production commences, the accumulated costs for the relevant area of interest are amortised over the life of the area according to the rate of depletion of the economically recoverable reserves.

A regular review is undertaken of each area of interest to determine the appropriateness of continuing to carry forward costs in relation to that area of interest.

Costs of site restoration are provided over the life of the facility from when exploration commences and are included in the costs of that stage. Site restoration costs include the dismantling and removal of mining plant, equipment and building structures, waste removal, and rehabilitation of the site in accordance with clauses of the mining permits. Such costs have been determined using estimates of future costs, current legal requirements and technology on an undiscounted basis.

Any changes in the estimates for the costs are accounted for on a prospective basis. In determining the costs of site restoration, there is uncertainty regarding the nature and extent of the restoration due to community expectations and future legislation. Accordingly, the costs have been determined on the basis that the restoration will be completed within one period of abandoning the site.

For personal use only

NOTE 1: STATEMENT OF MATERIAL ACCOUNTING POLICIES (CONTINUED)

d) Exploration and Evaluation Expenditure (Continued)

Impairment of assets
At each reporting date, the Group reviews the carrying values of its tangible and intangible assets to determine whether there is any indication that those assets have been impaired. If such an indication exists, the recoverable amount of the asset, being the higher of the asset's fair value less costs to sell and value in use, is compared to the asset's carrying value. Any excess of the asset's carrying value over its recoverable amount is expensed to the statement of profit and loss and comprehensive income. Where it is not possible to estimate the recoverable amount of an individual asset, the Group estimates the recoverable amount of the cash-generating unit to which the asset belongs.

e) Financial Instruments
Recognition, initial measurement and derecognition
Financial assets and financial liabilities are recognised when the Group becomes a party to the contractual provisions of the financial instrument and are measured initially at fair value adjusted by transaction costs, except for those carried at fair value through profit or loss, which are measured initially at fair value. Subsequent measurement of financial assets and financial liabilities is described below.

Financial assets are derecognised when the contractual rights to the cash flows from the financial asset expire, or when the financial asset and all substantial risks and rewards are transferred. A financial liability is derecognised when it is extinguished, discharged, cancelled or expires.

Classification and subsequent measurement of financial assets
Except for those trade receivables that do not contain a significant financing component and are measured at the transaction price in accordance with AASB 15, all financial assets are initially measured at fair value adjusted for transaction costs (where applicable).

For the purpose of subsequent measurement, financial assets other than those designated and effective as hedging instruments are classified into the following categories upon initial recognition:

- Amortised cost;
- Fair value through profit or loss (FVPL);
- Equity instruments at fair value through other comprehensive income (FVOCI); and
- Debt instruments at fair value through other comprehensive income (FVOCI).

All income and expenses relating to financial assets that are recognised in profit or loss are presented within finance costs, finance income or other financial items, except for impairment of trade receivables, which is presented within other expenses.
Classifications are determined by both:

- The entity's business model for managing the financial asset; and
- The contractual cash flow characteristics of the financial assets.

All income and expenses relating to financial assets that are recognised in profit or loss are presented within finance costs, finance income or other financial items, except for impairment of trade receivables, which is presented within other expenses.

For personal use only

NOTE 1: STATEMENT OF MATERIAL ACCOUNTING POLICIES (CONTINUED)

e) Financial Instruments (Continued)

Financial assets at amortised cost
Financial assets are measured at amortised cost if the assets meet the following conditions (and are not designated as FVPL):

- They are held within a business model whose objective is to hold the financial assets and collect its contractual cash flows; and
- The contractual terms of the financial assets give rise to cash flows that are solely payments of principal and interest on the principal amount outstanding.

After initial recognition, these are measured at amortised cost using the effective interest method. Discounting is omitted where the effect of discounting is immaterial.

Impairment of financial assets
The Group considers a broader range of information when assessing credit risk and measuring expected credit losses, including past events, current conditions, reasonable and supportable forecasts that affect the expected collectability of the future cash flows of the instrument.

In applying this forward-looking approach, a distinction is made between:

- Financial instruments that have not deteriorated significantly in credit quality since initial recognition or that have low credit risk ('Stage 1'); and
- Financial instruments that have deteriorated significantly in credit quality since initial recognition and whose credit risk is not low ('Stage 2').

'Stage 3' would cover financial assets that have objective evidence of impairment at the reporting date. '12-month expected credit losses' are recognised for the first category, while 'lifetime expected credit losses' are recognised for the second category.

Measurement of the expected credit losses is determined by a probability-weighted estimate of credit losses over the expected life of the financial instrument.

Trade and other receivables and contract assets
The Group makes use of a simplified approach in accounting for trade and other receivables, as well as contract assets and records the loss allowance at an amount equal to the expected lifetime credit losses. In using this practical expedient, the Group uses its historical experience, external indicators and forward-looking information to calculate the expected credit losses using a provision matrix.

Classification and measurement of financial liabilities

The Group's financial liabilities include trade and other payables.

Financial liabilities are initially measured at fair value, and, where applicable, adjusted for transaction costs unless the Group designates a financial liability at fair value through profit or loss. Subsequently, financial liabilities are measured at amortised cost using the effective interest method.

For personal use only

NOTE 1: STATEMENT OF MATERIAL ACCOUNTING POLICIES (CONTINUED)

e) Financial Instruments (Continued)

All interest-related charges and, if applicable, changes in an instrument's fair value that are reported in profit or loss are included within finance costs or finance income.

f) Issued Capital

Ordinary shares are classified as equity. Issued and paid-up capital is recognised at the fair value of the consideration received by the Company. Any transaction costs arising on the issue of ordinary shares are recognised directly in equity as a reduction of the share proceeds received.

Basic loss per share

Basic loss per share is determined by dividing the operating profit/(loss) after income tax attributable to members of the Company by the weighted average number of ordinary shares outstanding during the financial year.

Diluted loss per share

Diluted loss per share adjusts the amounts used in the determination of basic loss per share by taking into account unpaid amounts on ordinary shares and any reduction in loss per share that will probably arise from the exercise of options outstanding during the financial year.

g) Segment Reporting

An operating segment is a component of an entity that engages in business activities from which it may earn revenues and incur expenses (including revenues and expenses relating to transactions with other components of the same entity), whose operating results are regularly reviewed by the entity's chief operating decision maker to make decisions about resources to be allocated to the segment and assess its performance and for which discrete financial information is available. This includes start-up operations that are yet to earn revenues.

Management will also consider other factors in determining operating segments, such as the existence of a line manager and the level of segment information presented to the board of directors.

Operating segments have been identified based on the information provided to the chief operating decision makers, being the executive management team. The Group aggregates two or more operating segments when they have similar economic characteristics, and the segments are similar in each of the following respects:

- Methods used to distribute the products or provide the services, and if applicable
- Nature of the regulatory environment.

Operating segments that meet the quantitative criteria as prescribed by AASB 8 are reported separately. However, an operating segment that does not meet the quantitative criteria is still reported separately where information about the segment would be useful to users of the financial statements. Information about other business activities and operating segments that are below the quantitative criteria is combined and disclosed in a separate category for "all other segments".

For personal use only

NOTE 1: STATEMENT OF MATERIAL ACCOUNTING POLICIES (CONTINUED)

h) Critical Accounting Estimates and Judgments

The directors evaluate estimates and judgments incorporated into the financial report based on historical knowledge and best available current information. Estimates assume a reasonable expectation of future events and are based on current trends and economic data, obtained both externally and within the Company.

Exploration and evaluation expenditure

Exploration and evaluation costs are carried forward where the right of tenure of the area of interest is current. These costs are carried forward in respect of an area that has not at the balance date reached a stage that permits reasonable assessment of the existence of economically recoverable reserves; refer to the accounting policy stated in note 1(d).

Share-based payment transactions

The Company measures the cost of equity-settled transactions with employees by reference to the fair value of the equity instruments at the date at which they are granted.

For equity transactions with consultants and other employees, the fair value reflects the value attributable to services where applicable. Where there is no quantifiable value of services, the value of options is calculated using the Black-Scholes option pricing model, or the quoted bid price, where applicable.

j) New Accounting Standards that are Mandatorily Effective for Current Year

The Group has adopted all of the new and revised Standards and Interpretations issued by the Australian Accounting Standards Board (the AASB) that are relevant to its operations and effective for an accounting period that begins on or after 1 July 2025. There was no material impact on Group accounting policies.

Any new or amended Accounting Standards and Interpretations that are not yet mandatory have not been early adopted.

NOTE 2: INCOME TAX EXPENSE

	Consolidated	
	2026	**2025**
	$	**$**
Reconciliation of income tax expense:		
Loss from ordinary activities before income tax expense	(2,685,344)	(2,592,517)
Prima facie tax benefit on loss from ordinary activities before income tax at 30.0% (2025: 30.0%)	(805,603)	(777,755)
Increase in income tax due to:		
Non-deductible expenses	420,843	380,722
Current period tax losses not recognised	1,215,145	1,145,016
Movement in unrecognised temporary differences	25,044	1,272
Decrease in income tax expense due to:		
Deductible equity raising costs	(61,513)	(42,285)
Other deductible expenses	(793,915)	(706,970)
Income tax attributable to operating loss	-	-

NOTES TO THE FINANCIAL STATEMENTS

NOTE 2: INCOME TAX EXPENSE (CONTINUED)

	Consolidated	
	2026	2025
	$	$
Unused tax losses and temporary differences for which no deferred tax asset has been recognised at 30%:		
Deductible tax liabilities offset	(2,389,978)	(1,936,224)
Tax revenue losses	10,106,584	8,891,439
Tax capital losses	128,510	128,510
Total unrecognised deferred tax asset	7,845,116	7,083,725

	Consolidated	
	2026	2025
	$	$
Deferred Tax Liabilities		
Exploration expenditure	(2,385,222)	(1,928,565)
Prepayments	(4,756)	(7,659)
Offset against deferred tax asset	2,389,978	1,936,224
	-	-

Potential deferred tax assets attributable to tax losses and exploration expenditure carried forward have not been brought to account at 30 June 2026 because the directors do not believe it is appropriate to regard realisation of the deferred tax assets as probable at this point in time.

NOTE 3: EXPENSES

	Consolidated	
	2026	2025
	$	$
Administration expenses		
Accounting and audit fees	113,332	98,510
Compliance fees	169,436	149,640
Promotion, marketing and public relations	165,326	150,999
Legal expenses	139,264	66,355
Occupancy costs	36,667	41,853
Other expenses	201,599	198,109
	825,624	**705,466**
Corporate expenses		
Consulting fees	398,724	480,983
Director remuneration	314,400	280,919
	713,124	**761,902**

For personal use only

NOTES TO THE FINANCIAL STATEMENTS

NOTE 4: EARNINGS PER SHARE

	2026	2025
	$	$
Loss for the year	**(2,685,344)**	**(2,592,517)**
	Number	**Number**
Weighted average number of ordinary shares for the purposes of basic and diluted loss per share	247,650,046	170,684,037*
	Cents	**Cents**
Basic and diluted loss per share	(1.08)	(1.52) *

As the Company is in a loss position, the options outstanding at 30 June 2026 have no dilutive effects on the earnings per share calculation.

**Restated to reflect a 1 for 31 share consolidation completed during the period.*

NOTE 5: CASH AND CASH EQUIVALENTS

	Consolidated	
	2026	2025
	$	$
Cash and cash at bank	3,915,608	1,259,978
	3,915,608	**1,259,978**

NOTE 6: TRADE AND OTHER RECEIVABLES

	Consolidated	
	2026	2025
	$	$
GST receivables	125,931	79,984
Other debtors	25,000	25,000
Receivable – disposal of exploration asset[(i)]	125,000	-
	275,931	**104,984**

(i) On 30 March 2026, Rimfire Pacific Mining Limited exercised its option to acquire 100% of EL8666. Accordingly, Javelin Minerals Limited is entitled to receive $125,000 worth of shares from Rimfire Pacific Mining Limited.

NOTE 7: OTHER ASSETS

	Consolidated	
	2026	2025
	$	$
Prepayments	15,852	25,531
	15,852	**25,531**

For personal use only

NOTES TO THE FINANCIAL STATEMENTS

NOTE 8: EXPLORATION AND EVALUATION EXPENDITURE

Description	Carrying value at 1-Jul-24	Incurred during the period	Written off	Other (Rehabilitation provision)	Carrying value at 30-Jun-25
	$	$	$	$	$
E&E - Eureka Project	-	4,181,578	(39,784)	(7,214)	4,134,580
E&E – Coogee Project	5,282,182	796,210	(2,500)	-	6,075,892
E&E – Mt Ida	336,058	84,477	(420,534)	-	-
E&E - Bonaparte	100,000	80,125	(180,125)	-	-
E&E - Husky	-	1,376	(1,376)	-	-
E&E - Malamute	150,000	408	-	-	150,408
Total	**5,868,240**	**5,144,174**	**(644,320)**	**(7,214)**	**10,360,880**

Description	Carrying value at 1-Jul-25	Incurred during the period	Written off[1]	Other (Rehabilitation provision)	Carrying value at 30-Jun-26
	$	$	$	$	$
E&E - Central Yilgarn Project	-	683,999	(7,915)	-	**676,084**
E&E - Eureka Project	4,134,580	1,970,794	(953,146)	(43,108)	**5,109,120**
E&E – Coogee Project	6,075,892	292,840	(18,153)	-	**6,350,579**
E&E – Mt Ida	-	5,039	(5,039)	-	**-**
E&E - Bonaparte	-	10,091	(10,091)	-	**-**
E&E - Malamute	**150,408**	**-**	**(150,408)**	**-**	**-**
Total	**10,360,880**	**2,962,763**	**(1,144,752)**	**(43,108)**	**12,135,783**

[1]During the financial year, the Company assessed its exploration projects for impairment in accordance with AASB 6 *Exploration and Evaluation of Mineral Resources* and determined an impairment loss of $1,144,752 (2025: $644,320) for tenements surrendered during the year.

The ultimate recoupment of deferred exploration and evaluation expenditure in respect of each area of interest is dependent upon the discovery of commercially viable reserves and the successful development and exploitation of the respective areas or alternatively sale of the underlying areas of interest for at least their carrying value.

On 18 March 2026, Javelin Minerals Limited entered into an option agreement with Liliane Maria Saunders to acquire a 100% interest in a mining tenement (P26/4726). The agreement grants Javelin an exclusive 12-month option to acquire the tenement.

Under the agreement, Javelin paid a non-refundable option fee of $50,000 and is required to incur minimum exploration expenditure of $2,000 during the option period. If the option is exercised, the purchase consideration comprises fully paid ordinary shares in Javelin with a value of $50,000, based on the 5-day VWAP prior to exercise. The vendor will retain a 0.5% net smelter return royalty over minerals produced from the tenement.

For personal use only

For personal use only

NOTE 8: EXPLORATION AND EVALUATION EXPENDITURE (CONTINUED)

In March 2026, Javelin Minerals Limited entered into a Buy Option Agreement with Rocky Reef Mining Pty Ltd for the acquisition of a 100% interest in a mining tenement (E15/1920). The agreement provides Javelin with an exclusive option for a period of 12 months.

Under the agreement, Javelin is required to pay a non-refundable option fee of $25,000 in fully paid ordinary shares and incur a minimum of $20,000 in exploration expenditure during the option period. If the option is exercised, Javelin will acquire the tenement for consideration comprising $125,000 in cash and $125,000 in fully paid ordinary shares based on the 5-day VWAP prior to the date of exercise.

Asset acquisition not constituting a Business.

Management determined that the acquisition of its subsidiary was an asset acquisition.

When an asset acquisition does not constitute a business combination, the assets and liabilities are assigned a carrying amount based on their relative fair values in an asset purchase acquisition and no deferred tax will arise in relation to the acquired assets and assumed liabilities, as the initial recognition exemption for deferred tax under AASB 112 applies, except for the provision for rehabilitation. No goodwill will arise on the acquisition and the transaction costs of the acquisition will be included in the capitalised cost of the asset.

Fair value of asset acquisition

During the financial year, 5,812,682 ordinary shares at $0.10 were issued and $74,568 was paid in cash as upfront consideration for the acquisition of Bulga Minerals Pty Ltd and CY Exploration Pty Ltd.

Reconciliations
Reconciliation of the acquisition of Bulga Minerals Pty Ltd and CY Exploration Pty Ltd during the financial year is set out below:

	2026
	$
Cash consideration	74,568
Equity consideration	585,000
Tenement Acquisition	659,568

The fair value of consideration has been determined by reference to consideration provided, including the fair value of shares in connection with the acquisition, in accordance with AASB 2 Share-based Payment.

During the period, the Group executed a Right to Mine Agreement with MEGA Resources Pty Ltd in respect of the Eureka Project, as announced on 17 September 2025. Under the arrangement, MEGA will undertake development and mining activities and provide up to $25 million in development and working capital funding, repayable solely from the project revenues. Profits from the approved mine plan will be shared 50:50.

In December 2025, the Group lodged the Mining Development and Closure Proposal with the WA Department of Mines, Petroleum and Exploration. Mining is targeted to commence in the June quarter of 2026, subject to regulatory approvals and finalisation of ore processing arrangements.

The Directors have determined that the arrangement constitutes a joint operation under AASB 11. The Group retains legal title to the tenements and continues to recognise the related exploration and evaluation assets in accordance with AASB 6.

For personal use only

NOTE 8: EXPLORATION AND EVALUATION EXPENDITURE (CONTINUED)

As at 30 June 2026, the Eureka Project remains in the exploration and evaluation phase. While the Group has executed a Right to Mine Agreement and progressed regulatory submissions, key approvals and final operational arrangements remain outstanding. Accordingly, technical feasibility and commercial viability have not yet been demonstrably established and the asset continues to be recognised as an exploration and evaluation asset in accordance with AASB 6.

Subsequent to year end, on 16 September 2026, the Group and MEGA mutually agreed to terminate the Right to Mine Agreement following commercial developments regarding the availability of ore processing capacity in the Kalgoorlie region. The termination did not affect the Group's legal title to the Eureka Gold Project tenements. The Group continues to assess development and commercialisation opportunities for the Eureka Gold Project. Refer to Note 16 Events After Reporting Period for further details.

The deferred consideration remains disclosed as a contingent liability. Refer to Note 20 Contingent Liabilities for further details.

NOTE 9: TRADE AND OTHER PAYABLES

	Consolidated	
	2026	**2025**
	$	**$**
Trade creditors	884,167	303,326
Accruals	110,527	51,494
Other Payables	16,717	-
	1,011,411	**354,820**

NOTE 10: ISSUED CAPITAL

	2026	**2025**	**2026**	**2025**
	Number	**Number**	**$**	**$**
Fully paid ordinary shares	284,735,700	6,126,149,164	45,763,516	39,825,329

Ordinary shares participate in dividends and the proceeds on winding up of the Company in proportion to the number of shares held. At the shareholders' meetings, each ordinary share is entitled to one vote when a poll is called; otherwise, each shareholder has one vote on a show of hands.

For personal use only

NOTE 10: ISSUED CAPITAL (CONTINUED)

	2025 Number	2025 $
Balance as at 1 July 2024	**2,501,230,787**	**34,432,040**
Entitlement issue	624,211,580	624,211
Placement Tranche 2	425,000,000	425,000
Further Placement	100,000,000	100,000
Conversion of JAVOA options	15,576,163	31,152
Shortfall Offer	626,403,813	626,404
Placement	1,200,000,000	3,000,000
Shares issued - Services payment	53,726,821	168,315
Shares issued - Eureka Gold acquisition	500,000,000	1,500,000
Conversion of Performance rights (Class E)	80,000,000	240,000
Cost of shares issued	-	(1,321,793)
Balance as at 30 June 2025	**6,126,149,164**	**39,825,329**

	2026 Number	2026 $
Placement[(i)]	1,800,000,000	4,500,000
Strategic Placement[(ii)]	15,000,000	1,200,000
Shares issued - Services payment[(iii)]	35,819,885	270,612
Shares issued - Option Fee[(iv)]	224,162	25,000
Shares issued - Central Yilgarn Project Acquisition[(v)]	5,812,682	585,000
Conversion of Performance rights (Class A)[(vi)]	100,000,000	140,137
Conversion of JAVOA options[(vii)]	1,465,053	90,833
Consolidation (1:31)	(7,799,735,246)	-
Cost of shares issued	-	(873,395)
Balance as at 30 June 2026	**284,735,700**	**45,763,516**

(i) Issue of 1,800,000,000 fully paid ordinary shares at $0.0025 per share, raising $4,500,000, pursuant to Tranche 1 and 2 of the Placement announced on 17 September 2025.

(ii) Issue of 15,000,000 fully paid ordinary shares at $0.08 per share, raising $1,200,000, pursuant to Tranche 1 of the Strategic Placement announced on 25 June 2026.

(iii) Issue of 7,730,663 fully paid ordinary shares at $0.0027 per share as part payment for the services rendered by Top Drill Pty Ltd and 18,345,061 fully paid ordinary shares at $0.0030 per share as part payment for services rendered by Top Drill Pty Ltd. Further, issue of 1,560,922 fully paid ordinary shares at $0.07 per share as part payment for the services rendered by Top Drill Pty Ltd and 683,239 fully paid ordinary shares at $0.10 per share as part payment for services rendered by Top Drill Pty Ltd, as approved at the October 2025 AGM. Issue of 7,500,000 fully paid ordinary shares at $0.002 per share as payment for the services rendered by That Stock Chick Pty Ltd.

(iv) Issue of 224,162 fully paid ordinary shares at $0.11 per share as consideration for the Option Agreement of E15/1920 with Rocky Reef Mining Pty Ltd.

(v) Issue of 5,812,682 fully paid ordinary shares at $0.10 per share as part consideration for the acquisition of the Central Yilgarn Project.

For personal use only

NOTE 10: ISSUED CAPITAL (CONTINUED)

(vi) During the period, 100,000,000 Class A Performance Rights were converted to fully paid ordinary shares.
(vii) During the period, 1,465,053 JAVOA options were converted to fully paid ordinary shares.

Capital Risk Management
The Company's objectives when managing capital are to safeguard its ability to continue as a going concern, so that it may continue to provide returns for shareholders and benefits for other stakeholders. The Company's capital structure comprises ordinary share capital and financial liabilities, supported by financial assets.

Due to the nature of the Company's activities, being mineral exploration, it does not have ready access to credit facilities, with the primary source of funding being equity raisings. Accordingly, the objective of the Company's capital risk management is to balance the current working capital position against the requirements of the Company to meet exploration programmes and corporate overheads.

This is achieved by maintaining appropriate liquidity to meet anticipated operating requirements, with a view to initiating appropriate capital raisings as required.

NOTE 11: RESERVES

		Consolidated	
	Note	**30-Jun-26**	**30-Jun-25**
(a) Option Reserves		$	$
Opening reserve balance at 1 July 2025		9,949,022	8,525,244
Issue of options to Broker		-	906,000
Issue of options to Lead Manager[(i)]		596,645	141,674
Issue of options to Consultant		-	70,837
Issue of performance rights to directors[(ii)]	17	242,038	545,267
Performance rights converted to ordinary shares[(iii)]	10	(140,137)	(240,000)
Closing reserve balance at 30 June 2026		**10,647,568**	**9,949,022**

The share option reserve is used to record the value of equity benefits provided to Directors and executives as part of their remuneration and non-employees for their goods and services and to record the premium paid on the issue of unlisted options.

(i) Issue of 10,322,580 unlisted lead manager options as part consideration to lead manager 708 Capital, as approved in the October 2025 AGM with an exercise price of $0.093 and expiring 31 December 2028. The options have been valued at $596,645 using the Black-Scholes option pricing model. Also refer to note 17.
(ii) Issue of 650,000,000 performance rights (post-consolidation: 20,967,742) to directors in different classes, each with its own specific vesting milestone. Also refer to note 17.
(iii) In July 2025, the Class A rights were converted into shares. Accordingly, the share-based payment of $140,137 previously recognised in the share-based payment reserve was transferred to issued share capital.

Options
During the financial year, 1,465,053 JAVOA options were exercised at $0.062 per share and converted into ordinary shares (refer to Note 10).

NOTES TO THE FINANCIAL STATEMENTS

For personal use only

NOTE 11: RESERVES (CONTINUED)

No other options were exercised during the financial year, and between the end of the financial year and the date of this report.

As at 30 June 2026, the unissued ordinary shares under options are as follows:

	2026 Number	2025 Number
Opening options balance at 1 July	3,689,646,775	1,618,415,257
Options expired during the year	-	(388,500,004)
Options converted during the year	(1,465,053)	(15,576,163)
Options issued – Lead Manager	10,322,580	-
Options issued - SBP	-	450,000,000
Options issued free attaching	20,000,000	2,025,307,685
Share consolidation (1:31)	(3,570,626,173)	-
Closing options balance at 30 June	**147,878,129**	**3,689,646,775**

Performance Rights

During the year, no performance rights were issued by the Company. Performance rights outstanding at the beginning of the year were subject to various vesting conditions and milestones.

Movement in performance rights balance is as follows:

	30-Jun-26 Number	30-Jun-25 Number
Opening performance rights balance at 1 July 2025	570,000,000	-
Issue of performance rights to directors	-	650,000,000
Conversion of Performance Rights - Class E	-	(80,000,000)
Conversion of Performance Rights - Class A	(100,000,000)	-
Share consolidation (1:31)	(454,838,712)	-
Closing performance rights balance at 30 June 2026	**15,161,288**	**570,000,000**

NOTE 12: REMUNERATION OF KEY MANAGEMENT PERSONNEL

	Consolidated	
	2026 $	2025 $
Short-term employee benefits	454,200	450,432
Post-employment benefits	13,200	4,087
Share-based payments	171,949	545,267
	639,349	**999,786**

For personal use only

NOTE 13: AUDITOR'S REMUNERATION

	Consolidated	
	2026	**2025**
	$	**$**
Auditing or reviewing the financial report	64,832	46,730
	64,832	**46,730**

NOTE 14: CASHFLOW INFORMATION

	Consolidated	
	2026	**2025**
	$	**$**
a) Reconciliation of Cash Flow from Operations with Loss after Income Tax		
Loss after income tax	(2,685,344)	(2,592,517)
Non-cash flows in loss		
Depreciation	3,454	3,352
Exploration expenditure impaired	1,144,752	644,320
Share-based payments	242,038	616,104
Exploration (disposal of tenements)	-	(76,374)
Promotion, marketing and public relations fees settled in shares	15,000	-
Changes in assets and liabilities		
Decrease/(increase) in trade and other receivables	(170,947)	(55,599)
Decrease/(increase) in other assets	9,678	2,868
Increase/(decrease) in trade payables and accruals	522,423	161,348
Cash flow used in operations	**(918,946)**	**(1,296,498)**

b) Non-Cash Financing and Investing Activities

During the financial year, the company issued 224,162 fully paid ordinary shares at $0.11 per share as consideration for the Option Agreement with Rocky Reef Mining Pty Ltd. In March 2026, 5,812,682 fully paid ordinary shares at $0.10 were issued as part consideration for the acquisition of the Central Yilgarn Project.

NOTE 15: RELATED PARTY TRANSACTIONS

There were no related party transactions for 2026. (2025: Nil)

NOTE 16: EVENTS AFTER REPORTING PERIOD

The following significant events occurred after the balance date:

Central Yilgarn Gold Project

On 1 July 2026, the Company announced a variation to the performance milestone securities relating to the acquisition of the Central Yilgarn Gold Project. Under the variation arrangements, the proposed Milestone Shares are to be replaced with Performance Rights on substantially the same commercial terms, including the existing project-related vesting milestones.

For personal use only

NOTE 16: EVENTS AFTER REPORTING PERIOD (CONTINUED)

Termination of Eureka Right to Mine Agreement

On September 16, 2026, the Company and MEGA Resources mutually agreed to terminate the Eureka Gold Project Right to Mine Agreement originally announced on September 17, 2025. Under the original agreement, MEGA was to provide geological, engineering, mining, and transport services, together with project financing up to $25 million for the Eureka Gold Project.

The termination followed commercial developments regarding the availability of ore processing capacity in the Kalgoorlie region. MEGA remains a material shareholder in the Company following its $1,000,000 investment in a share placement completed in September 2025.

Proposed Takeover by First AU Limited

Subsequent to year end, on 16 September 2026, Javelin Minerals Limited (Javelin) entered into a binding Takeover Implementation Deed with First AU Limited (ASX: FAU) (FirstAU), under which FirstAU has agreed to make a recommended off-market takeover offer to acquire all of the issued shares and options in Javelin.

Under the proposed transaction, Javelin shareholders will be offered 11.7647 new FirstAU shares for each Javelin share held, equivalent to 0.5882 FirstAU shares for each Javelin share following FirstAU's proposed 20:1 capital consolidation. If the offers are accepted in respect of all Javelin securities, former Javelin shareholders are expected to hold approximately 48.7% of the enlarged FirstAU.

The transaction would combine Javelin's Eureka and Coogee Gold Projects with FirstAU's Gimlet and Riverina East Gold Projects, creating an enlarged Western Australian gold exploration and development group focused on the Eastern Goldfields near Kalgoorlie.

The Javelin Board has unanimously recommended that Javelin shareholders accept the offer, in the absence of a superior proposal and subject to the Independent Expert concluding, and continuing to conclude, that the offer is fair and reasonable (or not fair but reasonable). The Share Offer remains subject to a 50.1% minimum acceptance condition and other customary conditions.

The proposed acquisition is considered a non-adjusting event after the reporting period and, accordingly, no adjustment has been made to the amounts recognised in the financial statements as at 30 June 2026.

Further details regarding the proposed transaction are set out in the Company's ASX announcement dated 16 September 2026.

Other than the matter disclosed above, no other matters or circumstances have arisen since the end of the financial year that have significantly affected or may significantly affect the operations of the Group, the results of those operations, or the state of affairs of the Group in future financial years.

For personal use only

NOTE 17: SHARE-BASED PAYMENTS AND OPTIONS ON ISSUE

	2026	2025
	$	$
Vesting of performance rights to directors - Class A[(i)]	-	140,137
Vesting of performance rights to directors - Class B[(i)]	23,941	21,946
Vesting of performance rights to directors - Class C[(i)]	23,941	21,946
Vesting of performance rights to directors - Class D[(i)]	23,940	21,945
Vesting of performance rights to directors - Class E[(i)]	-	240,000
Vesting of performance rights to directors - Class F[(i)]	47,816	27,893
Vesting of performance rights to directors - Class G[(i)]	122,400	71,400
Issue of options to Consultant[(ii)]	-	70,837
Share-based payments expense in the profit and loss	**242,038**	**616,104**

(i) Issue of 20,967,742 performance rights to Managing Director in different classes each with its own specific vesting milestone.
(ii) Issue of 50,000,000 (post consolidation: 1,612,903) unlisted options as part consideration to corporate advisor Pareto Capital, as approved in the November 2024 AGM, with an exercise price of $0.004 and expiring 6 December 2026.

The options on issue at 30 June 2026 consist of the following classes:

Expiry Date	Class	Description	Exercise Price	Number of Option
31-Dec-28	JAVOPT11	Unlisted	$0.31	9,574,153
6-Dec-26	JAVOPT12	Unlisted	$0.12	39,193,514
31-Dec-28	JAVOPT13	Unlisted	$0.09	10,322,580
31-Dec-28	JAVOA	Listed	$0.06	88,787,882
				147,878,129

Movements in options balance are as follows:

	2026	2025
	Number	Number
Opening options balance at 1 July	3,689,646,775	1,618,415,257
Options expired during the year	-	(388,500,004)
Options converted during the year	(1,465,053)	(15,576,163)
Options issued – Lead Manager	10,322,580	-
Options issued - SBP	-	450,000,000
Options issued free attaching	20,000,000	2,025,307,685
Share consolidation (1:31)	(3,570,626,173)	-
Closing options balance at 30 June	**147,878,129**	**3,689,646,775**

For personal use only

NOTE 17: SHARE-BASED PAYMENTS AND OPTIONS ON ISSUE (CONTINUED)

The weighted average exercise price of options outstanding as at 30 June 2026 was $0.097 (2025: $0.009).

The weighted average remaining contractual life of share-based payment options outstanding as at 30 June 2026 was 1.96 years (2025: 3.09 years).

The following inputs were used for the valuation of the options:

	Options to Lead Manager
Grant date	31/10/2025
Spot price	$0.06
Exercise price	$0.09
Life of Options (Months)	38
Volatility %	212%
Risk-free rate	3.60%
Dividend yield	Nil
Number of Options (Post Consolidation)	10,322,580
Valuation per Option	$0.06
Total Valuation	$596,645
Valuation method	Black-Scholes option pricing model

The following inputs were used for the valuation of the performance rights:

	Class A Performance Rights	**Class B Performance Rights**	**Class C Performance Rights**	**Class D Performance Right**	**Class E Performance Rights**	**Class F Performance Rights**	**Class G Performance Rights**
Grant date	23/07/2024	23/07/2024	23/07/2024	23/07/2024	29/11/2024	29/11/2024	29/11/2024
Spot price	$0.002	$0.002	$0.002	$0.002	$0.003	$0.003	$0.003
Life of Rights (Months)	60	60	60	60	60	60	60
Dividend yield	Nil	Nil	Nil	Nil	Nil	Nil	Nil
Vesting	vested	vesting	vesting	vesting	vested	vesting	vesting
Number of Rights (Post-Consolidation)	3,225,806	3,225,806	3,225,806	3,225,806	2,580,645	2,741,935	2,741,935
Valuation per Right	$0.0014	$0.0013	$0.0012	$0.0011	$0.0030	$0.0030	$0.0030
Total Valuation	$140,137	$130,429	$119,631	$109,049	$240,000	$239,080	$255,000

For personal use only

NOTE 17: SHARE-BASED PAYMENTS AND OPTIONS ON ISSUE (CONTINUED)

Performance rights with non-market-based milestones have been valued based on the spot price of $0.003 per share at the grant date and management's best estimate of the probability of achievement of the performance milestones. Performance rights with market-based milestones have been valued using the Monte Carlo pricing model.

During the financial year, the vested Class A performance rights were converted into shares. As the performance condition relating to these rights had been satisfied in the prior period (Upon the Company achieving a volume weighted average market price of shares over 20 consecutive trading days on which the Shares have been traded on the ASX (20-Day VWAP) of at least $0.003) and the related fair value of $140,137 had been fully recognised as a share-based payment expense in the prior period. Accordingly, the conversion of the Class A performance rights into shares during the current period did not result in any additional share-based payment expense.

The share-based payment expense of $171,945 disclosed in the Remuneration Report for the current financial year relates to other classes of performance rights and does not relate to the Class A performance rights converted into shares during the year.

Each Performance Right is a right of the holder to acquire one fully paid ordinary share in the capital of the Company, subject to the following terms and conditions:

Class of Performance Rights	Number of Performance Rights to be issued (Post-Consolidation)	Milestone	Expiry Date	Vesting date
Class A	3,225,806	Upon the Company achieving a volume weighted average market price of shares over 20 consecutive trading days on which the Shares have been traded on the ASX (20-Day VWAP) of at least $0.093 (post consolidation price).	25/07/2029	Vested in prior period
Class B	3,225,806	Upon the Company achieving a volume weighted average market price of shares over 20 consecutive trading days on which the Shares have been traded on the ASX (20-Day VWAP) of at least $0.155 (post consolidation price).	25/07/2029	Unvested at balance date
Class C	3,225,806	Upon the Company achieving a volume weighted average market price of shares over 20 consecutive trading days on which the Shares have been traded on the ASX (20-Day VWAP) of at least $0.248 (post consolidation price)	25/07/2029	Unvested at balance date

For personal use only

Class of Performance Rights	Number of Performance Rights to be issued (Post-Consolidation)	Milestone	Expiry Date	Vesting date
Class of Performance Rights	**Number of Performance Rights to be issued (Post-Consolidation)**	**Milestone**	**Expiry Date**	**Vesting date**
Class D	3,225,806	Upon the Company achieving a volume weighted average market price of shares over 20 consecutive trading days on which the Shares have been traded on the ASX (20-Day VWAP) of at least $0.372 (post consolidation price)	25/07/2029	Unvested at balance date
Class E	2,580,645	Upon the holder being engaged continuously in the position of Director from the date of issue to 31 Dec 2024.	06/12/2029	Vested in prior period
Class F	2,741,935	Upon the Company achieving a volume weighted average market price of shares over 20 consecutive trading days on which the Shares have been traded on the ASX (20-Day VWAP) of at least $0.186 (post consolidation price) and the Company publishing total JORC mineral resources (minimum inferred category) of 350,000oz Au at a cutoff grade of 0.5g/t or higher across its tenements.	06/12/2029	Unvested at balance date
Class G	2,741,935	The Company announcing to the ASX that it has recommenced mining operations on one or more of the tenements comprising either of (1) the Coogee Gold Project or (2) the Eureka Gold Project.	06/12/2029	Unvested at balance date

For personal use only

NOTE 18: REHABILITATION PROVISION

	2026	2025
	$	$
Warriedar Mining Pty Ltd acquisition	836,211	810,137
Rehabilitation revision	(43,108)	(7,214)
Accretion expense	25,705	33,288
Total rehabilitation provision	818,808	836,211

NOTE 19: COMMITMENTS

	2026	2025
	$	$
Capital Commitments		
No longer than 12 months	348,457	225,608
Between 12 months and 5 years	910,592	418,878
Over 5 years	1,314,768	786,954
	2,573,817	**1,431,440**

In order to maintain current rights of tenure to exploration tenements, the Company is required to perform minimum exploration work to meet the minimum expenditure requirements specified by the relevant authorities. These obligations are subject to renegotiation when an application for a mining lease is made and at other times. These obligations are not provided for in the financial report.

NOTE 20: CONTINGENT LIABILITIES

On 14 November 2017, the Company announced that it had entered into a binding agreement to acquire 100% of the issued capital of Cobalt Prospecting Pty Ltd ('CPPL') subject to certain conditions precedent. As part of the Consideration terms at settlement, Javelin Minerals is to grant a 2% net smelter return royalty with respect to all minerals produced and sold from the four project areas.

In December 2024, the Company acquired 100% of the issued capital in Warriedar Mining Pty Ltd, a wholly owned subsidiary of Delta Lithium Limited (ASX: DLI) (Delta).

Under the terms of the acquisition, the consideration payable to Delta included $1,000,000 worth of deferred consideration shares (or in certain circumstances, $1,000,000 in cash), at a deemed issue price equal to the 10-day volume weighted average price (VWAP) of shares as traded on the ASX up to and including the day prior to the relevant vesting date, subject to shareholder approval.

These deferred consideration shares will vest upon the Company achieving either:

a. the recommencement of mining operations on one or more of the tenements; or
b. increasing the JORC-compliant Inferred Mineral Resource across the tenements to more than 200,000oz at a 0.5g/t cut-off, provided that the relevant milestone is met within the earlier of three years from acquisition settlement or 15 December 2027.

In the event that the 10-day VWAP in respect of the deferred shares is less than $0.003 per share at the relevant time, the Company has agreed (at its election) to either:

For personal use only

NOTE 20: CONTINGENT LIABILITIES (CONTINUED)

1. seek refreshed shareholder approval for the issue of up to $1,000,000 worth of shares to Delta (or its nominee/s) at a deemed issue price equal to the 10-day VWAP up to and including the day prior to the relevant vesting date; or
2. pay $1,000,000 in cash to Delta (or its nominee/s) into its nominated bank account.

As at 30 June 2026, the JORC-compliant Mineral Resource milestone of more than 200,000 ounces of gold at a 0.5g/t cut-off had not been achieved. The Mineral Resource Estimate for the Eureka Gold Project remained at approximately 110,687 ounces of gold and, accordingly, the resource milestone had not been satisfied.

On 17 September 2025, the Company announced that it had entered into a Right to Mine Agreement with MEGA Resources Pty Ltd in respect of the Eureka Gold Project. Under the agreement, MEGA will undertake mining and haulage activities and provide associated geological and engineering services.

During the year, the Company continued to progress the approvals and other activities required for the recommencement of mining operations. As at 30 June 2026, however, mining operations had not recommenced and the relevant milestone under the deferred consideration arrangement had therefore not been achieved.

Subsequent to the year end, on 16 September 2026, the Company and MEGA mutually agreed to terminate the Right to Mine Agreement due to developments regarding the availability of ore processing capacity in the Kalgoorlie region. Accordingly, the proposed MEGA production pathway did not result in the recommencement of mining operations. Refer to Note 16 Events after Reporting Period for further details.

Also on 16 September 2026, Javelin and FirstAU Limited announced that they had entered into a binding Takeover Implementation Deed under which FirstAU proposes to acquire all Javelin shares by way of an off-market takeover offer. The proposed takeover remains subject to the terms and conditions of the offer and, of itself, does not result in achievement of either deferred consideration milestone under the Eureka acquisition. Refer to Note 16 Events after Reporting Period for further details.

Accordingly, as at 30 June 2026, neither of the deferred consideration milestones had been satisfied. The Directors assessed the likelihood of the relevant conditions being achieved and determined that the recognition criteria for a provision under AASB 137 Provisions, Contingent Liabilities and Contingent Assets had not been met. The potential $1,000,000 deferred consideration payable to Delta has therefore been disclosed as a contingent liability at 30 June 2026.

In March 2026, the Company entered into binding agreements to acquire 100% of the issued capital of CY Exploration Pty Ltd and Bulga Minerals Pty Ltd. Pursuant to the terms of the acquisition agreements, the Company has contingent obligations to issue fully paid ordinary shares upon the satisfaction of specific future operational and transaction milestones, up to a total value of $700,000, comprising:

- $350,000 in respect of CY Exploration Pty Ltd, upon the grant of drilling and heritage approvals on EL 29/1305 and the commencement of an exploration drilling program by the Company on EL 29/1305, or the sale or spin out of the tenement, within four years from the settlement date; and

For personal use only

NOTE 20: CONTINGENT LIABILITIES (CONTINUED)

- $350,000 in respect of Bulga Minerals Pty Ltd, upon the grant of drilling and heritage approvals on tenements EL 57/1460 and EL 57/1461 and the commencement of an exploration drilling program by the Company on either EL 57/1460 or EL 57/1461, whichever occurs first, or the sale or spin out of the tenements, within four years from the settlement date.

Under the original terms and subject to shareholder approval, the number of shares to be issued was to be calculated based on the VWAP of the Company's shares for the 10 trading days immediately following the date on which the relevant milestone was satisfied.

Subsequent to year end, the terms of the contingent consideration were varied such that the consideration would be satisfied through the issue of Performance Rights rather than ordinary shares. Refer to Note 16 Events after Reporting Period for further details.

In the opinion of the Directors, there were no other contingent assets or liabilities as at 30 June 2026.

NOTE 21: OPERATING SEGMENTS

The Directors have considered the requirements of AASB 8 - Operating Segments and the internal reports that are reviewed by the chief operating decision maker (the Board) in allocating resources have concluded that at this time there are no separately identifiable segments. The Group operates in one segment, being the mineral exploration in Western Australia.

NOTE 22: FINANCIAL RISK MANAGEMENT

The Group's financial instruments consist mainly of deposits with banks, accounts receivable and accounts payable. The Board of Directors has overall responsibility for the oversight and management of the Company's exposure to a variety of financial risks (including market risk, credit risk and liquidity risk).

Credit risk

The maximum exposure to credit risk, excluding the value of any collateral or other security, at balance date to recognised financial assets, is the carrying amount, net of any provisions for impairment of those assets, as disclosed in the Statement of Financial Position and notes to the financial statements.

		Contractual cash flows				
	Current Amount	**Less than 1 month**	**1-3 months**	**3-12 months**	**1 year to 5 years**	**Total contractual cash flows**
	$	**$**	**$**	**$**	**$**	**$**
2026						
Trade and other payables	334,252	427,217	248,974	968	-	1,011,411
2025						
Trade and other payables	354,820	-	-	-	-	354,820

The Company has adopted a policy of only dealing with creditworthy counterparties and obtaining sufficient collateral where appropriate, as a means of mitigating the risk of financial loss from defaults.

For personal use only

NOTE 22: FINANCIAL RISK MANAGEMENT (CONTINUED)

The Company's exposure and the credit ratings of its counterparties are continuously monitored, and the aggregate value of transactions is spread amongst approved counterparties.

Credit risk related to balances with banks and other financial institutions is managed by the board. The board's policy requires that surplus funds be invested only with counterparties with a Standard & Poor's rating of at least AA. All of the Company's surplus funds are invested with AA-rated financial institutions.

The Company does not have any material credit risk exposure to any single receivable or Company of receivables under financial instruments entered into by the Company.

Liquidity risk
Liquidity risk is the risk that the Company will not be able to meet its financial obligations as they fall due. The Company's approach to managing liquidity is to ensure, as far as possible, that it will always have sufficient liquidity to meet its liabilities when due, under both normal and stressed conditions, without incurring unacceptable losses or risking damage to the Company's reputation.

The responsibility for liquidity risk management rests with the Board of Directors. The Company manages liquidity risk by monitoring forecast cash flows and ensuring that adequate working capital is maintained. The Company's policy is to ensure that it has sufficient cash reserves to carry out its planned exploration activities over the next 12 months.

Market risk
Market risk is the risk that changes in market prices, such as foreign exchange rates, interest rates, and equity prices, will affect the Company's income or the value of its holdings of financial instruments. The Company does not have a material exposure to market risk at present.

Interest rate risk
The Company manages interest rate risk by monitoring immediate and forecast cash requirements and ensuring adequate cash reserves are maintained.

Interest rate sensitivity analysis
The following table illustrates sensitivities to the Company's exposures to changes in interest rates. The table indicates the impact of how profit and equity values reported at balance date would have been affected by changes in the relevant risk variable that management considers to be reasonably possible. These sensitivities assume that the movement in a particular variable is independent of other variables. The effect on loss and equity as a result of changes in the interest rate, with all other variables remaining constant, would be as follows:

NOTES TO THE FINANCIAL STATEMENTS

NOTE 22: FINANCIAL RISK MANAGEMENT (CONTINUED)

	Effect on post-tax earnings increase/ (decrease)	Effect on equity including accumulated losses increase/(decrease)	Effect on post-tax earnings increase/ (decrease)	Effect on equity including accumulated losses increase/(decrease)
	30-Jun-26	30-Jun-26	30-Jun-25	30-Jun-25
	$	$	$	$
Increase 200 basis points	78,312	78,312	25,200	25,200
Decrease 200 basis points	(78,312)	(78,312)	(25,200)	(25,200)

Fair value of financial instruments

The Directors consider that the carrying amount of financial assets and financial liabilities recorded in the financial statements approximates their fair value. All financial assets and liabilities mature within 3 months. There are no listed investments at 30 June 2026 or 30 June 2025.

NOTE 23: INTERESTS IN CONTROLLED ENTITIES

The consolidated financial statements incorporate the assets, liabilities and the results of the following subsidiaries in accordance with the accounting policy described in Note 1:

Name	Country of incorporation	Class of share	Equity holding	
			30 June 2026	30 June 2025
Cobalt Prospecting Pty Ltd	Australia	Ordinary	100%	100%
Warriedar Mining Pty Ltd	Australia	Ordinary	100%	100%
Bulga Minerals Pty Ltd[1]	Australia	Ordinary	100%	-
CY Exploration Pty Ltd[1]	Australia	Ordinary	100%	-

[1]Refer to Note 8 regarding the asset acquisition.

For personal use only

NOTES TO THE FINANCIAL STATEMENTS

NOTE 24: PARENT INFORMATION

	2026	2025
ASSETS	**$**	**$**
Current Assets	4,180,952	1,364,053
Non-Current Assets	11,350,630	9,559,549
TOTAL ASSETS	15,531,582	10,923,602
LIABILITIES		
Current Liabilities	1,010,971	354,380
TOTAL LIABILITIES	1,010,971	354,380
NET ASSETS	14,520,611	10,569,222
EQUITY		
Issued Capital	52,160,529	46,222,342
Reserve	11,304,365	10,605,819
Accumulated losses	(48,944,283)	(46,258,939)
TOTAL EQUITY	14,520,611	10,569,222
Loss for the year	(2,685,344)	(2,592,517)
Other comprehensive income	-	-
Total comprehensive income	(2,685,344)	(2,592,517)

The accounting policies of the parent entity, which have been applied in determining the financial information shown below, are the same as those applied in the consolidated financial statements.

There were no guarantees, contingent liabilities or commitments for the acquisition of property, plant and equipment entered into by the parent entity, other than the $1,000,000 deferred consideration payable to Delta Lithium Limited under the Eureka Gold Mine acquisition (refer to Note 8).

For personal use only

CONSOLIDATED ENTITY DISCLOSURE STATEMENT

JAVELIN MINERALS LIMITED ABN 39 151 900 855 AND CONTROLLED ENTITY

Name of entity	**Type of entity**	**Trustee, partner or participant in joint venture**	**% of share capital held**	**Country of Incorporation**	**Australian resident or foreign resident (for) tax purposes**	**Foreign tax jurisdiction(s) of foreign residents**
Javelin Minerals Limited	Body Corporate	N/A	N/A	Australia	Australian	N/A
Cobalt Prospecting Pty Ltd	Body Corporate	N/A	100	Australia	Australian	N/A
Warriedar Mining Pty Ltd	Body Corporate	N/A	100	Australia	Australian	N/A
Bulga Minerals Pty Ltd	Body Corporate	N/A	100	Australia	Australian	N/A
CY Exploration Pty Ltd	Body Corporate	N/A	100	Australia	Australian	N/A

Basis of preparation

The consolidated entity disclosure statement has been prepared in accordance with s295 (3A) (a) of the Corporations Act 2001 and includes the required information for Javelin Minerals Limited and the entities it controls in accordance with AASB 10 Consolidated Financial Statements.

Tax Residency

S295(3A)(vi) of the Corporations Act 2001 defines tax residency as having the meaning in the Income Tax Assessment Act 1997. The determination of tax residency may involve judgement as there are different interpretations that could be adopted and which could give rise to different conclusions regarding residency.

In determining tax residency, the Group has applied the following interpretations:

Australian Tax Residency

Current legislation and judicial precent has been applied, including having regard to the Tax Commissioner's public guidance.

Foreign tax residency

Where appropriate, independent tax advisers have been engaged to assist in the determination of tax residence to ensure applicable foreign tax legislation has been complied with.

For personal use only

DIRECTORS' DECLARATION

The Directors of the Company declare that:

1. The financial statements and notes are in accordance with the Corporations Act 2001 and:

    a) Comply with Accounting Standards and the Corporations Regulations 2001; and

    b) Give a true and fair view of the Group's financial position as at 30 June 2026 and its performance for the period ended on that date; and

    c) Are in accordance with International Financial Reporting Standards, as stated in Note 1 to the financial statements; and

2. In the directors' opinion, the information disclosed in the consolidated entity disclosure statement required by section 295(3A) of the Corporations Act 2001 and included on page 62 is true and correct.

3. In the directors' opinion, there are reasonable grounds to believe that the Company will be able to pay its debts as and when they become due and payable.

This declaration is made in accordance with a resolution of the Board of Directors.

Brett Mitchell
Executive Chairman
Dated this 30th day of September 2026

For personal use only

ASX ADDITIONAL INFORMATION - SHAREHOLDER INFORMATION

Additional information required by the Australian Securities Exchange Listing Rules and not disclosed elsewhere on 29 September 2026.

Listing Rules 4.10.6, 4.10.7 and 4.10.19 Disclosure
Javelin Minerals Limited is pleased to provide the following information in accordance with ASX Listing Rules 4.10.6, 4.10.7 and 4.10.19. The information should be read in conjunction with the 2026 Annual report.

Voting rights for Options

The following information is provided in accordance with Listing Rule 4.10.6: No options have attaching voting rights

Shareholding
At the date of this report, the Company had 288,280,183 quoted fully paid ordinary shares held by 1,891 shareholders.

a) Distribution of Shareholders

Holding Range	*Number of Holders*	*Fully Paid Ordinary Shares*
0 - 1,000	54	23,113
1,000 – 5,000	157	524,548
5,000 – 10,000	419	3,220,721
10,000 – 100,000	970	34,179,373
100,000 +	291	250,332,428
Totals	**1,891**	**288,280,183**

b) Escrowed Shares
At the date of this report, the Company had 397,343 JAVESC9 escrowed shares expiring on 30 September 2026 held by 1 shareholder.

Holding Range	*Number of Holders*	*Escrowed Shares*
0 - 1,000	0	0
1,000 – 5,000	0	0
5,000 – 10,000	0	0
10,000 – 100,000	0	0
100,000 +	1	397,343
Totals	**1**	**397,343**

For personal use only

ASX ADDITIONAL INFORMATION - SHAREHOLDER INFORMATION

At the date of this report, the Company had 285,896 JAVESC10 escrowed shares expiring on 15 October 2026 held by 1 shareholder.

Holding Range	*Number of Holders*	*Escrowed Shares*
0 - 1,000	0	0
1,000 – 5,000	0	0
5,000 – 10,000	0	0
10,000 – 100,000	0	0
100,000 +	1	285,896
Totals	**1**	**285,896**

c) Listed Options

At the date of this report, the Company had 88,779,818 JAVOA listed options exercisable at $0.062 expiring on 31 December 2028 held by 371 option holders.

Holding Range	*Number of Holders*	*Listed Options*
0 - 1,000	30	17,868
1,000 – 5,000	78	210,796
5,000 – 10,000	40	315,193
10,000 – 100,000	126	4,644,425
100,000 +	97	83,591,536
Totals	**371**	**88,779,818**

d) Unlisted Options

At the date of this report, the Company had 24,574,153 JAVOPT11 unlisted options exercisable at $0.31 expiring on 31 December 2028 held by 63 option holders.

Holding Range	*Number of Holders*	*Unlisted Options*
0 - 1,000	0	0
1,000 – 5,000	0	0
5,000 – 10,000	0	0
10,000 – 100,000	54	2,813,226
100,000 +	9	21,760,927
Totals	**63**	**24,574,153**

For personal use only

ASX ADDITIONAL INFORMATION - SHAREHOLDER INFORMATION

At the date of this report, the Company had 39,193,514 JAVOPT12 unlisted options exercisable at $0.124 expiring on 6 December 2026 held by 100 option holders.

Holding Range	*Number of Holders*	*Unlisted Options*
0 - 1,000	0	0
1,000 – 5,000	0	0
5,000 – 10,000	0	0
10,000 – 100,000	52	2,380,962
100,000 +	48	36,812,552
Totals	**100**	**39,193,514**

At the date of this report, the Company had 10,322,580 JAVOPT13 unlisted options exercisable at $0.093 expiring on 31 December 2028 held by 4 option holders.

Holding Range	*Number of Holders*	*Unlisted Options*
0 - 1,000	0	0
1,000 – 5,000	0	0
5,000 – 10,000	0	0
10,000 – 100,000	0	0
100,000 +	4	10,322,580
Totals	**4**	**10,322,580**

e) Performance Rights

At the date of this report, the Company had 9,677,418 performance rights class B, C and D held by 6 shareholders.

Class	*Number of Holders*	*Performance Rights*
Performance Rights B	2	3,225,806
Performance Rights C	2	3,225,806
Performance Rights D	2	3,225,806
Totals	**6**	**9,677,418**

At the date of this report, the Company had 5,483,870 performance rights class F and G expiring 6/12/2029 held by 4 shareholders.

Class	*Number of Holders*	*Performance Rights*
Performance Rights F	2	2,741,935
Performance Rights G	2	2,741,935
Totals	**4**	**5,483,870**

For personal use only

ASX ADDITIONAL INFORMATION - SHAREHOLDER INFORMATION

At the date of this report, the Company had 6 performance rights class H and I expiring 30/3/2030 held by 6 shareholders.

Class	*Number of Holders*	*Performance Rights*
Performance Rights H	2	2
Performance Rights I	4	4
Totals	**6**	**6**

f) Unmarketable Parcels

At $0.089 per share, the minimum marketable holding size is 5,618. 237 shareholders hold less than this amount, collectively they hold 687,001 ordinary shares (0.24% of issued capital).

g) Issued Capital

There are 288,963,422 shares on issue.

h) Substantial shareholders (greater than 5%)

The substantial shareholders in the Company are the following:
Roologic Pty Ltd holding 28,897,203 fully paid ordinary shares.
Delta Lithium Limited holding 16,129,032 fully paid ordinary shares.

i) Voting Rights

Each ordinary share is entitled to one vote when a poll is called, otherwise each member present at a meeting or by proxy has one vote on a show of hands**.**

j) Restricted securities

The Company had 397,343 JAVESC9 escrowed shares expiring on 30 September 2026 and 285,896 JAVESC10 escrowed shares expiring on 15 October 2026.

k) On-Market buy-back

There is no current on-market buy-back.

For personal use only

ASX ADDITIONAL INFORMATION - SHAREHOLDER INFORMATION

l) Top 20 Holders (Ordinary and Escrowed Shares)

Position	Holder Name	Holding	% IC
1	ROOLOGIC PTY LTD	28,897,203	10.00%
2	DELTA LITHIUM LIMITED	16,129,032	5.58%
3	BAIN RESOURCES HOLDINGS LTD	12,903,225	4.47%
4	PARETO CAPITAL PTY LTD	9,677,419	3.35%
5	NETWEALTH INVESTMENTS LIMITED <WRAP SERVICES A/C>	8,216,742	2.84%
6	PARETO NOMINEES PTY LTD <THE DAMELLE A/C>	8,064,516	2.79%
7	RME CAPITAL PTY LTD <RME CAPITAL A/C>	7,419,354	2.57%
8	STEFEAD INVESTMENTS PTY LTD <SWEENEY FAMILY A/C>	7,278,577	2.52%
9	BNP PARIBAS NOMINEES PTY LTD <IB AU NOMS RETAILCLIENT>	6,905,590	2.39%
10	MR JASON FRANK MADALENA <MADALENA INVESTMENT A/C>	6,606,451	2.29%
11	MR BRETT MITCHELL & MRS MICHELLE MITCHELL <LEFTHANDERS SUPER FUND A/C>	6,496,160	2.25%
12	BNP PARIBAS NOMINEES PTY LTD <HUB24 CUSTODIAL SERV LTD>	6,389,962	2.21%
13	PARKRANGE NOMINEES PTY LTD	5,034,939	1.74%
14	NORTH LANARK PTY LTD	5,000,000	1.73%
15	MR ALEXANDRE PETER SWANSON	2,596,713	0.90%
16	MR MICHAEL LEE VENABLES & MRS ELISHA ROSE ANN VENABLES <941 INVESTMENT A/C>	2,580,645	0.89%
17	ANDREW RICH <RICH FAMILY SUPERFUND A/C>	2,258,064	0.78%
18	MR JASON FRANK MADALENA	2,100,562	0.73%
19	MR BRETT MITCHELL & MRS MICHELLE MITCHELL <MITCHELL SPRING FAMILY A/C>	2,016,129	0.70%
20	MR RUPERT JAMES GRAHAM LOWE	1,957,711	0.68%
	Total	**148,528,994**	**51.40%**
	Total issued capital - selected security class(es)	**288,963,422**	**100.00%**

For personal use only

ASX ADDITIONAL INFORMATION - SHAREHOLDER INFORMATION

m) Top 20 Holders (JAVOA - Listed Options)

Position	Holder Name	Holding	% IC
1	NOBLE INVESTMENTS SUPERANNUATION FUND PTY LTD <NOBLE INVESTMENTS S/F A/C>	10,602,895	11.94%
2	ROOLOGIC PTY LTD	6,996,925	7.88%
3	PARETO CAPITAL PTY LTD	5,682,088	6.40%
4	PARETO NOMINEES PTY LTD <THE DAMELLE A/C>	5,392,387	6.07%
5	TORNADO NOMINEES PTY LTD <ANGUS MIDDLETON S/F A/C>	3,225,806	3.63%
6	BNP PARIBAS NOMINEES PTY LTD <HUB24 CUSTODIAL SERV LTD>	3,000,000	3.38%
7	DISTINCT RACING AND BREEDING PTY LTD	2,871,323	3.23%
8	NETWEALTH INVESTMENTS LIMITED <WRAP SERVICES A/C>	2,840,644	3.20%
9	MR BRETT MITCHELL & MRS MICHELLE MITCHELL <LEFTHANDERS SUPER FUND A/C>	2,562,596	2.89%
10	CAPPIG FINANCE PTY LTD	1,950,000	2.20%
11	A C N 627 852 797 PTY LTD	1,935,483	2.18%
12	TYCHE INVESTMENTS PTY LTD	1,906,416	2.15%
13	C&T MITCHELL SUPER PTY LTD <C&T MITCHELL SUPER FUND A/C>	1,720,428	1.94%
14	PARETO NOMINEES PTY LTD <THE DAMELLE #2 A/C>	1,670,677	1.88%
15	GAB SUPERANNUATION FUND PTY LTD <GAB SUPERANNUATION FUND A/C>	1,451,612	1.64%
16	FINZAAR PTY LTD <THE FAIRWAY SUPER FUND A/C>	1,278,290	1.44%
17	BUNNING NOMINEES PTY LTD <BUNNING SUPER FUND A/C>	1,147,104	1.29%
18	ANDREW RICH <RICH FAMILY SUPERFUND A/C>	1,129,032	1.27%
19	MR JOHN ADDISON DOUGHTY	1,000,000	1.13%
19	MR FELICE FERRARO & MRS DIANE FERRARO <D & F FERRARO FAMILY A/C>	1,000,000	1.13%
20	DORIC WEALTH PTY LTD <PIVOT TRADING A/C>	987,096	1.11%
	Total	60,350,802	67.98%
	Total issued capital - selected security class(es)	88,779,818	100.00%

For personal use only

ASX ADDITIONAL INFORMATION - SHAREHOLDER INFORMATION

Statement regarding use of cash and assets

The following information is provided in accordance with Listing Rule 4.10.19: From the time of the Company's admission to the ASX on 9 October 2012 until 30 June 2026, the Company has used the cash and assets in a form readily convertible to cash that it had at the time of admission, in a way that is consistent with its business objectives at that time.

For personal use only

ASX ADDITIONAL INFORMATION - SHAREHOLDER INFORMATION

TENEMENT SCHEDULE AS AT 30 JUNE 2026

Tenement Id	Project Name	Location	Interest held as at 30 June 2026
E26/0177	Coogee	WA	100%
E26/0236	Coogee	WA	100%
E26/0245	Coogee	WA	100%
E26/0246	Coogee	WA	100%
E26/0247	Coogee	WA	100%
L26/0264	Coogee	WA	100%
L26/0265	Coogee	WA	100%
M26/0477	Coogee	WA	100%
E15/1920	Coogee	WA	Option to acquire 100%
P26/4726	Coogee	WA	Option to acquire 100%
L24/0234	Eureka	WA	100%
M24/0584	Eureka	WA	100%
M24/0585	Eureka	WA	100%
M24/0586	Eureka	WA	100%
M24/1022	Eureka	WA	100%
P24/5548	Eureka	WA	100%
P24/5549	Eureka	WA	100%
E57/1460	Central Yilgarn	WA	100%
E57/1461	Central Yilgarn	WA	100%

Applications Pending

Tenement ID	Project Name	Status	Location
E26/0248	Coogee	PENDING	WA
E26/0249	Coogee	PENDING	WA
E26/0257	Coogee	PENDING	WA
E26/0258	Coogee	PENDING	WA
E29/1305	Central Yilgarn	PENDING	WA
E29/1328	Central Yilgarn	PENDING	WA

For personal use only

For personal use only

ASX: JAV

Javelin Minerals

3 Richardson Street, West Perth WA 6005
PO Box 1976, West Perth WA 6872