

FORM 603

Corporations Act 2001

Section 671B

Notice of initial substantial holder**To: Company Name/Scheme: SOUTHERN CROSS MEDIA GROUP LIMITED**

ACN/ARSN: 116 024 536

1. Details of substantial holder

Name: Commonwealth Bank of Australia ACN 123 123 124 (CBA) and its related bodies corporate listed in annexure A

The holder became a substantial holder on: **20/12/2016****2. Details of voting power**

The total number of votes attached to all the voting shares in the company or voting interests in the scheme that the substantial holder or an associate had a relevant interest in on the date the substantial holder became a substantial holder are as follows.

Class of securities	Number of securities	Person's votes	Voting power (%)
Fully Paid ordinary shares	35,191,794	35,191,794	4.57

For the Securities (if any) listed below see NOTE 1 at the end of this form

Class of securities	Number of securities	Person's votes	Voting power (%)
Fully Paid ordinary shares	4,336,718	4,336,718	0.56

Class of securities	Number of securities	Person's votes	Voting power (%)
GRAND TOTAL Fully paid ordinary shares	39,528,512	39,528,512	5.14

3. Details of relevant interests

The nature of the relevant interest the substantial holder or an associate had in the following voting securities on the date the substantial holder became a substantial holder are as follows:

Holder of relevant interest	Nature of relevant interest	Class and number of securities
CBA Markets Limited ACN 003 485 952	<p>Relevant interest under paragraph 608(1)(b) and/or 608(1)(c) of the Corporations Act 2001 (Cth), being a relevant interest arising as a result of having the power to control the exercise of the right to vote attached to securities and/or to control the exercise of the power to dispose of securities in a proprietary capacity (including as a result of underwriting activities). In addition, if any OTC derivatives, warrants or other securities (other than ordinary shares or ordinary units (as applicable)) are referred to below in this row, the relevant interest in respect of those securities arises under subsection 608(8) being an accelerated relevant interest held in the same capacity.</p> <p>Nature of relevant interest derived from; ordinary shares 1,642,790</p>	<p>1,642,790 Fully paid ordinary shares</p> <p>(including 1,642,790 borrowed from Merrill Lynch International, see Annexure C)</p>
Avanteos Investments Limited ACN 096 259 979	<p>Relevant interest under paragraph 608(1)(a), 608(1)(b) and 608(1)(c) of the Corporations Act 2001 (Cth), being a relevant interest arising as a result of being the registered holder of the relevant securities in its capacity as a superannuation trustee. In addition, if any OTC derivatives, warrants or other securities (other than ordinary shares or ordinary units (as applicable)) are referred to below in this row, the relevant interest in respect of those securities arises under subsection 608(8) being an accelerated relevant interest held in the same capacity.</p> <p>Nature of relevant interest derived from; ordinary shares 48,325</p>	<p>48,325 Fully paid ordinary shares</p>
Colonial First State Investments Limited (Note 1) ACN 002 348 352	<p>Relevant interest under paragraph 608(1)(b) and/or 608(1)(c) of the Corporations Act 2001 (Cth), being a relevant interest arising from having the residual power to control the exercise of the right to vote attached to securities and/or to control the exercise of the power to dispose of securities in its capacity as a responsible entity of a managed investment scheme (which managed investment scheme is not managed by either Colonial First State Investments Limited or a related body corporate). In addition, if any OTC derivatives, warrants or other securities (other than ordinary shares or ordinary units (as applicable)) are referred to below in this row, the relevant interest in respect of those securities arises under subsection 608(8) being a residual accelerated relevant interest held in the same capacity. Colonial First State Investments Limited has authorised the manager of each such managed investment scheme to exercise the powers referred to in paragraph 608(1)(b) and/or 608(1)(c) of the Corporations Act 2001 (Cth) in relation to those securities managed by the manager to the exclusion of</p>	<p>4,336,718 Fully paid ordinary shares</p> <p>(including 463,385 borrowed from UBS AG (Agreement 2), see Annexure C)</p>

	<p>Colonial First State Investments Limited except for provisions allowing Colonial First State Investments Limited to terminate the agreement with the manager or to exercise those powers where the agreement is terminated.</p> <p>Nature of relevant interest derived from; ordinary shares 4,336,718</p>	
Commonwealth Bank Officers Superannuation Corporation Pty Limited ACN 074 519 798	<p>Relevant interest under paragraph 608(1)(b) and/or 608(1)(c) of the Corporations Act 2001 (Cth), being a relevant interest arising from having the power to control the exercise of the right to vote attached to securities and/or to control the exercise of the power to dispose of securities in its capacity as trustee for the Officers' Superannuation Fund. In addition, if any OTC derivatives, warrants or other securities (other than ordinary shares or ordinary units (as applicable)) are referred to below in this row, the relevant interest in respect of those securities arises under subsection 608(8) being an accelerated relevant interest held in the same capacity.</p> <p>Nature of relevant interest derived from; ordinary shares 178,302</p>	<p>178,302 Fully paid ordinary shares</p>
Realindex Investments Pty Limited ACN 133 312 017	<p>Relevant interest under paragraph 608(1)(b) and/or 608(1)(c) of the Corporations Act 2001 (Cth), being a relevant interest arising from having the power to control the exercise of the right to vote attached to securities and/or to control the exercise of the power to dispose of securities in its capacity as investment manager, as provided for under its investment mandates. In addition, if any OTC derivatives, warrants or other securities (other than ordinary shares or ordinary units (as applicable)) are referred to below in this row, the relevant interest in respect of those securities arises under subsection 608(8) being an accelerated relevant interest held in the same capacity.</p> <p>Nature of relevant interest derived from; ordinary shares 5,661,209</p>	<p>5,661,209 Fully paid ordinary shares</p>
Colonial First State Asset Management (Australia) Limited ACN 114 194 311	<p>Relevant interest under paragraph 608(1)(b) and/or 608(1)(c) of the Corporations Act 2001 (Cth), being a relevant interest arising from having the power to control the exercise of the right to vote attached to securities and/or to control the exercise of the power to dispose of securities in its capacity as investment manager (as provided for under its investment mandates). In addition, if any OTC derivatives, warrants or other securities (other than ordinary shares or ordinary units (as applicable)) are referred to below in this row, the relevant interest in respect of those securities arises under subsection 608(8) being an accelerated relevant interest held in the same capacity.</p> <p>Nature of relevant interest derived from; ordinary shares 27,661,168</p>	<p>27,661,168 Fully paid ordinary shares</p>

Colonial First State Investments Limited ACN 002 348 352	<p>Relevant interest under paragraph 608(1)(b) and/or 608(1)(c) of the Corporations Act 2001 (Cth), being a relevant interest arising from having the power to control the exercise of the right to vote attached to securities and/or to control the exercise of the power to dispose of securities in its capacity as a responsible entity of a managed investment scheme (which managed investment scheme is managed by Colonial First Statement Investments Limited or a related body corporate). In addition, if any OTC derivatives, warrants or other securities (other than ordinary shares or ordinary units (as applicable)) are referred to below in this row, the relevant interest in respect of those securities arises under subsection 608(8) being an accelerated relevant interest held in the same capacity.</p> <p>Nature of relevant interest derived from; ordinary shares 23,474,419</p>	<p>23,474,419 Fully paid ordinary shares</p> <p>(including 463,385 borrowed from UBS AG (Agreement 2), see Annexure C)</p>
Commonwealth Bank Officers Superannuation Corporation Pty Limited ACN 074 519 798	<p>Relevant interest under paragraph 608(1)(b) and/or 608(1)(c) of the Corporations Act 2001 (Cth), being a relevant interest arising from having the power to control the exercise of the right to vote attached to securities and/or to control the exercise of the power to dispose of securities in its capacity as trustee for the Officers' Superannuation Fund. In addition, if any OTC derivatives, warrants or other securities (other than ordinary shares or ordinary units (as applicable)) are referred to below in this row, the relevant interest in respect of those securities arises under subsection 608(8) being an accelerated relevant interest held in the same capacity.</p> <p>Nature of relevant interest derived from; ordinary shares 851,687</p>	<p>851,687 Fully paid ordinary shares</p>
ASB Group Investments Limited Company Number 533945	<p>Relevant interest under paragraph 608(1)(b) and/or 608(1)(c) of the Corporations Act 2001 (Cth), being a relevant interest arising from having the power to control the exercise of the right to vote attached to securities and/or to control the exercise of the power to dispose of securities in its capacity as investment manager, as provided for under its investment mandates, as a life company holding statutory funds and as the responsible entity or manager of a managed investment scheme. In addition, if any OTC derivatives, warrants or other securities (other than ordinary shares or ordinary units (as applicable)) are referred to below in this row, the relevant interest in respect of those securities arises under subsection 608(8) being an accelerated relevant interest held in the same capacity.</p> <p>Nature of relevant interest derived from; ordinary shares 274,465</p>	<p>274,465 Fully paid ordinary shares</p>
Colonial First State Investments Limited ACN 002 348 352	<p>Relevant interest under paragraph 608(1)(b) and/or 608(1)(c) of the Corporations Act 2001 (Cth), being a relevant interest arising from having the power to control the exercise of the right to vote attached to securities and/or to control the exercise of the power to dispose of</p>	<p>6,272,619 Fully paid ordinary shares</p>

	<p>securities in its capacity as a responsible entity of a managed investment scheme (which managed investment scheme is managed by Colonial First State Investments Limited or a related body corporate). In addition, if any OTC derivatives, warrants or other securities (other than ordinary shares or ordinary units (as applicable)) are referred to below in this row, the relevant interest in respect of those securities arises under subsection 608(8) being an accelerated relevant interest held in the same capacity.</p> <p>Nature of relevant interest derived from; ordinary shares 6,272,619</p>	
Realindex Investments Pty Limited ACN 133 312 017	<p>Relevant interest under paragraph 608(1)(b) and/or 608(1)(c) of the Corporations Act 2001 (Cth), being a relevant interest arising from having the power to control the exercise of the right to vote attached to securities and/or to control the exercise of the power to dispose of securities in its capacity as investment manager, as provided for under its investment mandates. In addition, if any OTC derivatives, warrants or other securities (other than ordinary shares or ordinary units (as applicable)) are referred to below in this row, the relevant interest in respect of those securities arises under subsection 608(8) being an accelerated relevant interest held in the same capacity.</p> <p>Nature of relevant interest derived from; ordinary shares 5,631,588</p>	<p>5,631,588 Fully paid ordinary shares</p>
Colonial First State Asset Management (Australia) Limited ACN 114 194 311	<p>Relevant interest under paragraph 608(1)(b) and/or 608(1)(c) of the Corporations Act 2001 (Cth), being a relevant interest arising from having the power to control the exercise of the right to vote attached to securities and/or to control the exercise of the power to dispose of securities in its capacity as investment manager (as provided for under its investment mandates). In addition, if any OTC derivatives, warrants or other securities (other than ordinary shares or ordinary units (as applicable)) are referred to below in this row, the relevant interest in respect of those securities arises under subsection 608(8) being an accelerated relevant interest held in the same capacity.</p> <p>Nature of relevant interest derived from; ordinary shares 20,470,320</p>	<p>20,470,320 Fully paid ordinary shares</p>

4. Details of present registered holders

The persons registered as holders of the securities referred to in paragraph 3 above are as follows

Holder of relevant interest	Registered holder of securities	Person entitled to be registered as holder	Class and number of securities
CBA Markets Limited ACN 003 485 952	Share Direct Nominees Pty Limited		1,642,790 Fully paid ordinary shares
Avanteos Investments Limited ACN 096 259 979	Avanteos Investments Limited		48,325 Fully paid ordinary shares
Colonial First State Investments Limited (Note 1) ACN 002 348 352	Citicorp Nominees Pty Limited (Australia)		1,530,790 Fully paid ordinary shares
Colonial First State Investments Limited (Note 1) ACN 002 348 352	Northern Trust Company		855,896 Fully paid ordinary shares
Colonial First State Investments Limited (Note 1) ACN 002 348 352	UBS Nominees Pty Ltd		1,741,557 Fully paid ordinary shares
Colonial First State Investments Limited (Note 1) ACN 002 348 352	Citibank N A Hong Kong		208,475 Fully paid ordinary shares
Commonwealth Bank Officers Superannuation Corporation Pty Limited ACN 074 519 798	Citicorp Nominees Pty Limited (Australia)		178,302 Fully paid ordinary shares
Realindex Investments Pty Limited ACN 133 312 017	National Bank Nominees Pty Limited		59,565 Fully paid ordinary shares
Realindex Investments Pty Limited ACN 133 312 017	Citibank N A Hong Kong		5,601,644 Fully paid ordinary shares
Colonial First State Asset Management (Australia) Limited ACN 114 194 311	Citicorp Nominees Pty Limited (Australia)		11,951,301 Fully paid ordinary shares
Colonial First State Asset Management (Australia) Limited ACN 114 194 311	State Street Global Advisors (Australia) Limited		2,376,933 Fully paid ordinary shares
Colonial First State Asset Management (Australia) Limited ACN 114 194 311	Northern Trust Company		2,157,259 Fully paid ordinary shares
Colonial First State Asset Management (Australia) Limited ACN 114 194 311	Citibank N A London		1,596,278 Fully paid ordinary shares
Colonial First State Asset Management (Australia)	BNP Paribas Securities		1,809,913 Fully paid ordinary shares

Limited ACN 114 194 311			
Colonial First State Asset Management (Australia) Limited ACN 114 194 311	The Bank of New York Mellon Corp		99,229 Fully paid ordinary shares
Colonial First State Asset Management (Australia) Limited ACN 114 194 311	Citibank N A Hong Kong		7,670,255 Fully paid ordinary shares

5. Consideration

The consideration paid for each relevant interest referred to in paragraph 3 above, and acquired in the four months prior to the day that the substantial holder became a substantial holder is as follows:

Holder of relevant interest	Date of acquisition	Consideration-Cash	Consideration-Non-Cash	Class and number of securities
See annexure B to this notice				

6. Associates

The reasons the persons named in paragraph 3 above are associates of the substantial holder are as follows:

Name and ACN/ARSN (if applicable)	Nature of association
ASB Group Investments Limited Company Number 533945	An indirect wholly-owned subsidiary, and therefore related body corporate, of Commonwealth Bank of Australia
Commonwealth Bank Officers Superannuation Corporation Pty Limited ACN 074 519 798	A direct wholly-owned subsidiary, and therefore related body corporate, of Commonwealth Bank of Australia
Colonial First State Asset Management (Australia) Limited ACN 114 194 311	An indirect wholly-owned subsidiary, and therefore related body corporate, of Commonwealth Bank of Australia
Colonial First State Investments Limited ACN 002 348 352	An indirect wholly-owned subsidiary, and therefore related body corporate, of Commonwealth Bank of Australia
Avanteos Investments Limited ACN 096 259 979	An indirect wholly-owned subsidiary, and therefore related body corporate, of Commonwealth Bank of Australia
Realindex Investments Pty Limited ACN 133 312 017	An indirect wholly-owned subsidiary, and therefore related body corporate, of Commonwealth Bank of Australia
Sovereign Services Limited ACN 969417	An indirect wholly-owned subsidiary, and therefore related body corporate, of Commonwealth Bank of Australia
CBA Markets Limited ACN 003 485 952	An indirect wholly-owned subsidiary, and therefore related body corporate, of Commonwealth Bank of Australia
The Colonial Mutual Life Assurance Society Limited ACN 004 021 809	An indirect wholly-owned subsidiary, and therefore related body corporate, of Commonwealth Bank of Australia

7. Addresses

The addresses of persons named in this form are as follows:

Name	Address
ASB Group Investments Limited Company Number 533945	Level 2, ASB North Wharf, 12 Jellicoe Street, Auckland, 1010 , New Zealand
Commonwealth Bank Officers Superannuation Corporation Pty Limited ACN 074 519 798	Level 11 Tower 1, 201 Sussex St Sydney NSW 2001
Colonial First State Asset Management (Australia) Limited ACN 114 194 311	Ground Floor Tower 1, 201 Sussex Street, Sydney, NSW, 2000, Australia
Colonial First State Investments Limited ACN 002 348 352	Ground Floor Tower 1, 201 Sussex Street, Sydney, NSW, 2000, Australia
Avanteos Investments Limited ACN 096 259 979	Ground Floor Tower 1, 201 Sussex Street, Sydney, NSW, 2000, Australia
Realindex Investments Pty Limited ACN 133 312 017	Ground Floor Tower 1, 201 Sussex Street, Sydney, NSW, 2000, Australia
Sovereign Services Limited ACN 969417	Level 2, ASB North Wharf, 12 Jellicoe Street, Auckland, 1010 , New Zealand
CBA Markets Limited ACN 003 485 952	Ground Floor Tower 1, 201 Sussex Street, Sydney, NSW, 2000, Australia
The Colonial Mutual Life Assurance Society Limited ACN 004 021 809	Ground Floor Tower 1, 201 Sussex Street, Sydney, NSW, 2000, Australia

8. Signature

NOTE 1--(This note is relevant to section 2,3,4 and 5)

The relevant interests in these securities:

- a) are/were held by Colonial First State Investments Limited (CFS) as responsible entity of the specified registered managed investment schemes and relate(d) to holdings in connection with the Colonial First State First Choice product range. Decisions to buy/sell those securities and exercise voting rights in relation to those securities are made by managers to whom CFS has outsourced those functions. By instrument dated 29 October 2001 the Australian Securities and Investments Commission ("ASIC") has granted certain relief to CFS and its related bodies corporate for these holdings from the applicable provisions of Chapter 6 of the Corporations Act in relation to the acquisition of or increase in voting power of such securities (the Manager Relief). These managers are not associates of, other than by virtue of an agreement in accordance with the terms of the Manager Relief, the Commonwealth Bank of Australia group; or
- b) are/were held by or for the benefit of specified index funds where the funds have an objective of maintaining a portfolio tracking error less than 0.5% per annum. ASIC has granted certain relief to CFS and its related bodies corporate for these holdings from the applicable provisions of Chapter 6 of the Corporations Act in relation to the acquisition of or increase in voting power of such securities.




Dated the 22 day of December 2016

Carla Collingwood-Company Secretary

Annexure A

This is annexure A referred to in Form 603, Notice of initial substantial holder dated 20/12/2016



Carla Collingwood

Company Secretary

Dated the 22 December 2016

SCHEDULE

AEGIS CORRECTIONAL PARTNERSHIP PTY LTD
AEGIS LIMITED
AHL HOLDINGS PTY LIMITED
ALTONA V6 PTY LIMITED
ASB BANK LIMITED
ASB CAPITAL LIMITED (NZX-ASBPA)
ASB CAPITAL NO.2 LIMITED (NZX-ASBPB)
ASB FINANCE LIMITED
ASB FUNDING LIMITED
ASB GROUP (LIFE) LIMITED
ASB GROUP INVESTMENTS LIMITED
ASB HOLDINGS LIMITED
ASB MANAGEMENT SERVICES LIMITED
ASB NOMINEES LIMITED
ASB SECURITIES LIMITED
ASKLEPIOS LIMITED
ASPIRE SCHOOLS FINANCING (QLD) PTY LIMITED
ASPIRE SCHOOLS HOLDINGS (QLD) PTY LIMITED
AUSIEX NOMINEES PTY LIMITED
AUSTRALIAN INVESTMENT EXCHANGE LIMITED
AVANTEOS INVESTMENTS LIMITED
AVANTEOS PTY LTD
BANK OF HANGZHOU CO. LTD
BANKWEST FOUNDATION LIMITED
BDELTA VESSEL NO 1 PTY LTD
BDELTA VESSEL NO 2 PTY LTD
BDELTA VESSEL NO 3 PTY LTD
BDELTA VESSEL NO 4 PTY LTD
BOCOMMLIFE INSURANCE COMPANY LIMITED
BOND INVESTMENTS NO 1 LIMITED
BOND INVESTMENTS UK LIMITED
BW FINANCIAL ADVICE LIMITED
BW SECURITISATION MANAGEMENT PTY LTD
BWA GROUP SERVICES PTY LTD
BWA INTELLECTUAL PROPERTY HOLDINGS LIMITED
CAPITAL 121 PTY LIMITED
CARDS NZ LIMITED
CBA (EUROPE) FINANCE LTD (IN LIQUIDATION)
CBA A319 4624 PTY LIMITED
CBA A319 4635 PTY LIMITED
CBA A320 4077 PTY LTD
CBA A320 4948 PTY LIMITED
CBA A320 5156 PTY LIMITED
CBA A320 5249 PTY LTD
CBA A320 5289 PTY LTD
CBA A320 5638 PTY LTD
CBA A320 6749 PTY LIMITED
CBA A320 AIRCRAFT NO1 PTY LTD
CBA A330 1427 Pty Ltd
CBA A330 1453 PTY LIMITED
CBA AIR A320 2714 PTY LIMITED
CBA AIR PTY LTD
CBA ASSET FINANCE (NZ) LIMITED
CBA ASSET HOLDINGS (NZ) LIMITED
CBA B377 37091 PTY LTD
CBA B738 39822 PTY LIMITED
CBA B773 60333 PTY LIMITED
CBA CAPITAL AUSTRALIA PTY LIMITED
CBA CAPITAL HOLDINGS INC.
CBA CAPITAL TRUST I
CBA CAPITAL TRUST II
CBA CORPORATE SERVICES (NSW) PTY LIMITED
CBA CORPORATE SERVICES (VIC) PTY LIMITED
CBA EUROPE LIMITED
CBA FUNDING (NZ) LIMITED
CBA FUNDING HOLDINGS PTY LTD
CBA FUNDING TRUST I
CBA INTERNATIONAL FINANCE PTY. LIMITED
CBA INTERNATIONAL FINANCIAL SERVICES LIMITED (formerly known as COMMBANK
MANAGEMENT CONSULTING (ASIA) COMPANY LIMITED)
CBA INVESTMENTS (NO.4) LIMITED
CBA MARKETS LIMITED
CBA MTE RAIL COMPANY PTY LIMITED
CBA NZ HOLDING LIMITED
CBA RAIL & TRAM COMPANY PTY LIMITED
CBA ROLLING STOCK COMPANY NO.1 PTY LIMITED
CBA SA HOLDINGS PROPRIETARY LIMITED
CBA SERVICES SINGAPORE PTE LTD
CBA SPECIALISED FINANCING PTY LIMITED
CBA STAFF COMMUNITY FUND LIMITED
CBA USD FUNDING LIMITED
CBA USD INVESTMENTS PTY LIMITED
CBFC LEASING PTY. LIMITED
CBFC LIMITED
CFSPAI EUROPE CO LIMITED (formerly known as
CFSPAI MALTA CO LIMITED)
CFSPAI EUROPE HOLDCO LIMITED (formerly known as
CFSPAI MALTA HOLDCO LIMITED)
CHRISTMAS BREAK PTY LTD
CHULLORA EQUITY INVESTMENT (NO 1) PTY

LIMITED
 CHULLORA EQUITY INVESTMENT (NO 2) PTY
 LIMITED
 CHULLORA EQUITY INVESTMENT (NO 3) PTY
 LIMITED
 CIPL ARARAT PTY LTD
 CIPL SA SCHOOLS PTY LTD
 CISL (NO.1) PTY LIMITED
 CM-SOMERTON PTY. LTD.
 CMG ASIA LIFE HOLDINGS LIMITED
 CMG ASIA PTY LTD
 COLLATERAL LEASING PTY LTD
 COLONIAL FIRST STATE ASSET MANAGEMENT
 (AUSTRALIA) LIMITED
 COLONIAL FIRST STATE GROUP LIMITED
 COLONIAL FIRST STATE INFRASTRUCTURE
 HOLDINGS LIMITED
 COLONIAL FIRST STATE INFRASTRUCTURE
 MANAGERS (AUSTRALIA) PTY LTD
 COLONIAL FIRST STATE INVESTMENTS LIMITED
 COLONIAL FIRST STATE MANAGED
 INFRASTRUCTURE LIMITED
 COLONIAL HOLDING COMPANY LIMITED
 COLONIAL MUTUAL SUPERANNUATION PTY. LTD.
 COLONIAL SERVICES PTY LIMITED
 COMMBANK EUROPE LIMITED
 COMMBANK MANAGEMENT CONSULTING
 (SHANGHAI) COMPANY LIMITED
 COMMFOUNDATION PTY LIMITED
 COMMONWEALTH AUSTRALIA SECURITIES LLC
 COMMONWEALTH BANK OF AUSTRALIA
 COMMONWEALTH BANK OF AUSTRALIA
 (CHENG'AN) COUNTY BANK CO. LTD.
 COMMONWEALTH BANK OF AUSTRALIA (CIXIAN)
 COUNTY BANK CO. LTD
 COMMONWEALTH BANK OF AUSTRALIA
 (DENG FENG) COUNTY BANK CO. LTD
 COMMONWEALTH BANK OF AUSTRALIA
 (HANDANXIAN) COUNTY BANK CO. LTD.
 COMMONWEALTH BANK OF AUSTRALIA (JIYUAN)
 COUNTY BANK CO. LTD
 COMMONWEALTH BANK OF AUSTRALIA (LANKAO)
 COUNTY BANK CO. LTD
 COMMONWEALTH BANK OF AUSTRALIA
 (LUANCHENG) COUNTY BANK CO. LTD
 COMMONWEALTH BANK OF AUSTRALIA (MIANCHI)
 COUNTY BANK CO. LTD
 COMMONWEALTH BANK OF AUSTRALIA (SHEXIAN)
 COUNTY BANK CO. LTD
 COMMONWEALTH BANK OF AUSTRALIA (UK)
 STAFF BENEFITS SCHEME TRUSTEE COMPANY
 LIMITED
 COMMONWEALTH BANK OF AUSTRALIA (WEIXIAN)
 COUNTY BANK CO. LTD.
 COMMONWEALTH BANK OF AUSTRALIA
 (WENXIAN) COUNTY BANK CO. LTD
 COMMONWEALTH BANK OF AUSTRALIA (XINJI)
 COUNTY BANK CO. LTD
 COMMONWEALTH BANK OF AUSTRALIA
 (YICHUAN) COUNTY BANK CO. LTD
 COMMONWEALTH BANK OF AUSTRALIA


(YONGCHENG) COUNTY BANK CO. LTD
 COMMONWEALTH BANK OF AUSTRALIA
 (YONGNIAN) COUNTY BANK CO. LTD
 COMMONWEALTH BANK OFFICERS
 SUPERANNUATION CORPORATION PTY LIMITED
 Commonwealth Custodial Services Pty Ltd
 COMMONWEALTH DEVELOPMENT BANK OF
 AUSTRALIA PTY LIMITED
 COMMONWEALTH FINANCIAL PLANNING LIMITED
 COMMONWEALTH INSURANCE HOLDINGS LIMITED
 COMMONWEALTH INSURANCE LIMITED
 COMMONWEALTH INVESTMENTS PTY LIMITED
 COMMONWEALTH PRIVATE LIMITED
 COMMONWEALTH SECURITIES LIMITED
 COMMONWEALTH INTERNATIONAL HOLDINGS PTY
 LIMITED
 COMSEC NOMINEES PTY LIMITED
 CORE EQUITY SERVICES NOMINEES PTY LIMITED
 COUNT FINANCIAL LIMITED
 CRYSTAL AVENUE PTY LIMITED
 CTB AUSTRALIA LIMITED
 ELLAS CONTAINER SHIP COMPANY 1 PTY LIMITED
 ELLAS CONTAINER SHIP COMPANY 2 PTY LIMITED
 EMERALD HOLDING COMPANY PTY LIMITED
 EQUIGROUP HOLDINGS PTY LIMITED
 FINANCIAL WISDOM LIMITED
 FINCONNECT (AUSTRALIA) PTY LTD
 FIRST STATE CINDA FUND MANAGEMENT
 COMPANY LIMITED
 First State European Diversified Infrastructure Sarl
 First State Funds Plc
 First State Global Umbrella Fund Public Limited
 Company
 FIRST STATE INFRASTRUCTURE MANAGERS
 (INTERNATIONAL) LIMITED
 First State Investment Management (UK) Limited
 FIRST STATE INVESTMENT MANAGERS (ASIA)
 LIMITED
 First State Investment Services (UK) Limited
 FIRST STATE INVESTMENTS (HONG KONG)
 LIMITED
 FIRST STATE INVESTMENTS (JAPAN) LIMITED
 FIRST STATE INVESTMENTS (NZ) LIMITED
 FIRST STATE INVESTMENTS (SINGAPORE)
 First State Investments (UK Holdings) Limited
 First State Investments (UK) Limited
 FIRST STATE INVESTMENTS (US) LLC
 First State Investments Fund Management Sarl
 First State Investments GIP Management Sarl
 FIRST STATE INVESTMENTS HOLDINGS
 (SINGAPORE) LIMITED
 First State Investments ICVC
 First State Investments International Inc
 First State Investments International Limited
 FIRST STATE NOMINEES (HONG KONG) LIMITED
 FSIB LTD (formerly known as FIRST STATE
 INVESTMENTS (BERMUDA) LIMITED)
 FSIC Limited (formerly known as First State
 Investments (Cayman) Limited)
 GT USD FUNDING PTY LIMITED
 HAZELWOOD INVESTMENT COMPANY PTY

LIMITED
 HOMEPATH PTY LIMITED
 INVERLOCH LEASING PTY LIMITED
 INVESTMENT CUSTODIAL SERVICES LIMITED
 INVESTORWEB.COM. PTY LIMITED
 IWL BROKING SOLUTIONS PTY LIMITED
 IWL PTY LIMITED
 JACQUES MARTIN ADMINISTRATION AND
 CONSULTING PTY LTD
 JACQUES MARTIN PTY. LTD.
 LOFT NO 1 PTY LIMITED
 LOFT NO 2 PTY LIMITED
 LOFT NO.3 PTY LIMITED
 MIS FUNDING NO.1 PTY LIMITED
 MORTGAGE HOLDING TRUST COMPANY LIMITED
 MTE DEBT VEHICLE PTY LTD
 MTE LESSOR 1 PTY LTD
 MTE LESSOR 2 PTY LTD
 MTE LESSOR 3 PTY LTD
 MTE LESSOR 4 PTY LTD
 MTE LESSOR 5 PTY LTD
 MTE NOMINEE PARTNER PTY LTD
 NETSHARE NOMINEES PTY LTD
 NEWPORT LIMITED
 NEWSHELF 1314 (PTY) LTD
 NEWSHELF 1315 (PTY) LTD
 NIMITZ NOMINEES PTY LIMITED
 ORE & OVERBURDEN PTY LIMITED
 PREFERRED CAPITAL PTY LIMITED
 PREMIUM ALTERNATIVE INVESTMENTS PTY
 LIMITED
 PREMIUM CUSTODY SERVICES PTY LTD
 PREMIUM PLANTATIONS PTY LIMITED
 PREMIUM PLANTATIONS SERVICES PTY LTD
 PT BANK COMMONWEALTH
 PT COMMONWEALTH LIFE
 PT FIRST STATE INVESTMENTS INDONESIA
 QILU BANK CO. LTD.
 REALINDEX INVESTMENTS PTY LIMITED
 RELIANCE ACHIEVER PTY LIMITED
 RESIDENTIAL MORTGAGE GROUP PTY LTD
 ROCK & RUBBLE (DEBT VEHICLE) PTY LIMITED
 ROCK & RUBBLE (EXISTING) PTY LIMITED
 ROCK & RUBBLE (NEW) PTY LIMITED
 SAF MINING NO.2 PTY LIMITED
 SAF Mining No1 Pty Limited
 SAFE NO1 PTY LTD
 SAFE NO19 PTY LIMITED
 SAFE NO2 PTY LTD
 SAFE NO3 PTY LTD
 SAFE NO4 PTY LIMITED
 SAFE NO9 PTY LIMITED
 SAFE USD HOLDINGS PTY LTD
 SBN NOMINEES PTY. LIMITED
 SECURITISATION ADVISORY SERVICES PTY.
 LIMITED

SECURITISATION MANAGEMENT SERVICES
 LIMITED
 SECURITY HOLDING INVESTMENT ENTITY LINKING
 DEALS LIMITED
 SENBARY PTY LIMITED
 SHARE DIRECT NOMINEES PTY LIMITED
 SHARE INVESTMENTS PTY LIMITED
 SI Holdings Limited
 SIF RAILWAY NO.1 PTY LIMITED (IN LIQUIDATION)
 SIF RAILWAY NO.2 PTY LIMITED (IN LIQUIDATION)
 SOVEREIGN ASSURANCE COMPANY LIMITED
 SOVEREIGN SERVICES LIMITED
 SOVEREIGN SUPERANNUATION FUNDS LIMITED
 SOVEREIGN SUPERANNUATION TRUSTEES
 LIMITED
 ST ANDREW'S AUSTRALIA PTY LTD
 STATE NOMINEES LTD
 SWAN SECURITISATION FINANCE PTY LIMITED (IN
 LIQUIDATION)
 SWAN SECURITISATION INVESTMENTS PTY LTD
 (IN LIQUIDATION)
 T.W. CUSTODIANS LIMITED
 TANKSTREAM RAIL (BY - 1) PTY LIMITED
 TANKSTREAM RAIL (BY - 2) PTY LIMITED
 TANKSTREAM RAIL (BY - 3) PTY LIMITED
 TANKSTREAM RAIL (BY - 4) PTY LIMITED
 TANKSTREAM RAIL (SW - 1) PTY LIMITED
 TANKSTREAM RAIL (SW - 2) PTY LIMITED
 TANKSTREAM RAIL (SW - 3) PTY LIMITED
 TANKSTREAM RAIL (SW - 4) PTY LIMITED
 TANKSTREAM RAIL (VICTORIA) PTY LIMITED
 THE COLONIAL MUTUAL LIFE ASSURANCE
 SOCIETY LIMITED
 TOTAL KEEN INVESTMENT LIMITED
 TYME CAPITAL PROPRIETARY LIMITED
 TYME INFIELD PROPRIETARY LIMITED (formerly
 know as EDGE FIELD MARKETING PROPRIETARY
 LTD)
 TYME INTELLECTUAL PROPERTIES PROPRIETARY
 LIMITED
 TYME INVESTMENTS PROPRIETARY LIMITED
 TYME TECHNICAL SOLUTIONS PROPRIETARY
 LIMITED
 VATOSCAN PROPRIETARY LIMITED
 VH-VZF PTY LTD
 VH-VZG PTY LTD
 VH-VZH PTY LTD
 VIETNAM INTERNATIONAL BANK (VIETNAM
 INTERNATIONAL COMMERCIAL JOINT STOCK
 BANK)
 VIPRO PTY LIMITED
 WESTSIDE PROPERTIES LIMITED

Annexure B

This is annexure B referred to in Form 603, Notice of initial substantial holder dated 20/12/2016



Carla Collingwood

Company Secretary

Dated the 22 December 2016

Colonial First State Asset Management (Australia) Limited ACN 114 194 311

Holder of relevant interest	Date of acquisition	Consideration Cash	Consideration Non-Cash	Class and number of securities
Colonial First State Asset Management (Australia) Limited ACN 114 194 311	Thursday, 25 August 2016	445,464.34		327,451 Ordinary shares
Colonial First State Asset Management (Australia) Limited ACN 114 194 311	Friday, 19 August 2016	1,709,379.79		1,381,317 Ordinary shares
Colonial First State Asset Management (Australia) Limited ACN 114 194 311	Friday, 19 August 2016	490,480.65		396,348 Ordinary shares
Colonial First State Asset Management (Australia) Limited ACN 114 194 311	Thursday, 24 November 2016	216,804.20		160,370 Ordinary shares
Colonial First State Asset Management (Australia) Limited ACN 114 194 311	Thursday, 8 December 2016	490,444.20		363,292 Ordinary shares
Colonial First State Asset Management (Australia) Limited ACN 114 194 311	Friday, 9 December 2016	184,605.48		135,540 Ordinary shares
Colonial First State Asset Management (Australia) Limited ACN 114 194 311	Tuesday, 13 December 2016	468,361.07		339,860 Ordinary shares
Colonial First State Asset Management (Australia) Limited ACN 114 194 311	Wednesday, 14 December 2016	701,681.52		495,888 Ordinary shares
Colonial First State Asset Management (Australia) Limited ACN	Friday, 19 August 2016	364,150.46		294,263 Ordinary shares

114 194 311				
Colonial First State Asset Management (Australia) Limited ACN 114 194 311	Friday, 19 August 2016	104,488.31		84,435 Ordinary shares
Colonial First State Asset Management (Australia) Limited ACN 114 194 311	Thursday, 24 November 2016	55,010.16		40,691 Ordinary shares
Colonial First State Asset Management (Australia) Limited ACN 114 194 311	Thursday, 8 December 2016	116,708.85		86,451 Ordinary shares
Colonial First State Asset Management (Australia) Limited ACN 114 194 311	Friday, 9 December 2016	43,929.95		32,254 Ordinary shares
Colonial First State Asset Management (Australia) Limited ACN 114 194 311	Tuesday, 13 December 2016	145,279.30		105,420 Ordinary shares
Colonial First State Asset Management (Australia) Limited ACN 114 194 311	Wednesday, 14 December 2016	217,652.47		153,818 Ordinary shares
Colonial First State Asset Management (Australia) Limited ACN 114 194 311	Friday, 19 August 2016	637,558.76		515,199 Ordinary shares
Colonial First State Asset Management (Australia) Limited ACN 114 194 311	Friday, 19 August 2016	182,937.15		147,828 Ordinary shares
Colonial First State Asset Management (Australia) Limited ACN 114 194 311	Tuesday, 23 August 2016	7,076.55		5,730 Ordinary shares
Colonial First State Asset Management (Australia) Limited ACN 114 194 311	Tuesday, 11 October 2016	26,189.28		16,788 Ordinary shares
Colonial First State Asset Management (Australia) Limited ACN 114 194 311	Friday, 19 August 2016	423,857.36		342,511 Ordinary shares
Colonial First State Asset Management	Friday, 19 August 2016	121,619.02		98,278 Ordinary shares

(Australia) Limited ACN 114 194 311				
Colonial First State Asset Management (Australia) Limited ACN 114 194 311	Thursday, 24 November 2016	32,234.70		23,844 Ordinary shares
Colonial First State Asset Management (Australia) Limited ACN 114 194 311	Thursday, 8 December 2016	61,231.95		45,357 Ordinary shares
Colonial First State Asset Management (Australia) Limited ACN 114 194 311	Friday, 9 December 2016	23,047.76		16,922 Ordinary shares
Colonial First State Asset Management (Australia) Limited ACN 114 194 311	Tuesday, 13 December 2016	110,068.85		79,870 Ordinary shares
Colonial First State Asset Management (Australia) Limited ACN 114 194 311	Wednesday, 14 December 2016	164,899.86		116,537 Ordinary shares
Colonial First State Asset Management (Australia) Limited ACN 114 194 311	Friday, 16 September 2016	10,857.84		6,787 Ordinary shares
Colonial First State Asset Management (Australia) Limited ACN 114 194 311	Tuesday, 11 October 2016	35,129.64		22,519 Ordinary shares
Colonial First State Asset Management (Australia) Limited ACN 114 194 311	Monday, 21 November 2016	62,748.74		45,802 Ordinary shares
Colonial First State Asset Management (Australia) Limited ACN 114 194 311	Thursday, 24 November 2016	29,905.20		22,152 Ordinary shares
Colonial First State Asset Management (Australia) Limited ACN 114 194 311	Thursday, 1 December 2016	21,645.06		15,243 Ordinary shares
Colonial First State Asset Management (Australia) Limited ACN 114 194 311	Thursday, 20 October 2016	1,952,528.76		1,251,621 Ordinary shares

Colonial First State Asset Management (Australia) Limited ACN 114 194 311	Thursday, 25 August 2016	914,935.66		672,549 Ordinary shares
Colonial First State Asset Management (Australia) Limited ACN 114 194 311	Thursday, 20 October 2016	1,050,480.60		673,385 Ordinary shares
Colonial First State Asset Management (Australia) Limited ACN 114 194 311	Friday, 19 August 2016	406,630.12		328,590 Ordinary shares
Colonial First State Asset Management (Australia) Limited ACN 114 194 311	Friday, 19 August 2016	116,676.45		94,284 Ordinary shares
Colonial First State Asset Management (Australia) Limited ACN 114 194 311	Tuesday, 20 September 2016	483,364.21		299,056 Ordinary shares
Colonial First State Asset Management (Australia) Limited ACN 114 194 311	Thursday, 22 September 2016	307,660.42		193,060 Ordinary shares
Colonial First State Asset Management (Australia) Limited ACN 114 194 311	Friday, 23 September 2016	309,795.74		194,522 Ordinary shares
Colonial First State Asset Management (Australia) Limited ACN 114 194 311	Tuesday, 27 September 2016	306,702.31		193,247 Ordinary shares
Colonial First State Asset Management (Australia) Limited ACN 114 194 311	Thursday, 29 September 2016	326,198.46		196,186 Ordinary shares
Colonial First State Asset Management (Australia) Limited ACN 114 194 311	Monday, 17 October 2016	547,567.09		347,419 Ordinary shares
Colonial First State Asset Management (Australia) Limited ACN 114 194 311	Wednesday, 19 October 2016	247,236.37		159,271 Ordinary shares
Colonial First State Asset Management (Australia) Limited ACN	Tuesday, 25 October 2016	306,950.70		198,944 Ordinary shares

114 194 311				
Colonial First State Asset Management (Australia) Limited ACN 114 194 311	Thursday, 27 October 2016	368,879.13		251,915 Ordinary shares
Colonial First State Asset Management (Australia) Limited ACN 114 194 311	Monday, 31 October 2016	206,596.27		142,549 Ordinary shares
Colonial First State Asset Management (Australia) Limited ACN 114 194 311	Wednesday, 2 November 2016	226,445.53		159,222 Ordinary shares
Colonial First State Asset Management (Australia) Limited ACN 114 194 311	Monday, 7 November 2016	129,746.70		89,666 Ordinary shares
Colonial First State Asset Management (Australia) Limited ACN 114 194 311	Thursday, 17 November 2016	9,330.02		6,651 Ordinary shares
Colonial First State Asset Management (Australia) Limited ACN 114 194 311	Thursday, 17 November 2016	76,259.82		54,413 Ordinary shares
Colonial First State Asset Management (Australia) Limited ACN 114 194 311	Thursday, 24 November 2016	51,894.03		38,386 Ordinary shares
Colonial First State Asset Management (Australia) Limited ACN 114 194 311	Thursday, 8 December 2016	100,884.15		74,729 Ordinary shares
Colonial First State Asset Management (Australia) Limited ACN 114 194 311	Friday, 9 December 2016	37,972.56		27,880 Ordinary shares
Colonial First State Asset Management (Australia) Limited ACN 114 194 311	Tuesday, 13 December 2016	181,067.18		131,389 Ordinary shares
Colonial First State Asset Management (Australia) Limited ACN 114 194 311	Wednesday, 14 December 2016	271,266.82		191,708 Ordinary shares
Colonial First State Asset Management	Friday, 19 August 2016	362,417.96		292,863 Ordinary shares

(Australia) Limited ACN 114 194 311				
Colonial First State Asset Management (Australia) Limited ACN 114 194 311	Friday, 19 August 2016	103,990.84		84,033 Ordinary shares
Colonial First State Asset Management (Australia) Limited ACN 114 194 311	Wednesday, 14 September 2016	31,546.93		20,521 Ordinary shares
Colonial First State Asset Management (Australia) Limited ACN 114 194 311	Thursday, 10 November 2016	188,569.82		136,625 Ordinary shares
Colonial First State Asset Management (Australia) Limited ACN 114 194 311	Tuesday, 15 November 2016	216,552.27		155,681 Ordinary shares
Colonial First State Asset Management (Australia) Limited ACN 114 194 311	Thursday, 17 November 2016	223,008.08		159,121 Ordinary shares
Colonial First State Asset Management (Australia) Limited ACN 114 194 311	Thursday, 17 November 2016	27,285.86		19,451 Ordinary shares
Colonial First State Asset Management (Australia) Limited ACN 114 194 311	Tuesday, 22 November 2016	219,180.19		159,369 Ordinary shares
Colonial First State Asset Management (Australia) Limited ACN 114 194 311	Thursday, 24 November 2016	206,920.59		153,810 Ordinary shares
Colonial First State Asset Management (Australia) Limited ACN 114 194 311	Thursday, 24 November 2016	111,472.27		82,456 Ordinary shares
Colonial First State Asset Management (Australia) Limited ACN 114 194 311	Thursday, 8 December 2016	182,187.90		134,954 Ordinary shares
Colonial First State Asset Management (Australia) Limited ACN 114 194 311	Friday, 9 December 2016	68,575.34		50,349 Ordinary shares

Colonial First State Asset Management (Australia) Limited ACN 114 194 311	Tuesday, 13 December 2016	224,638.57		163,006 Ordinary shares
Colonial First State Asset Management (Australia) Limited ACN 114 194 311	Wednesday, 14 December 2016	336,545.02		237,841 Ordinary shares
Colonial First State Asset Management (Australia) Limited ACN 114 194 311	Thursday, 25 August 2016	21,712.62		15,791 Ordinary shares
Colonial First State Asset Management (Australia) Limited ACN 114 194 311	Tuesday, 13 September 2016	13,443.00		8,962 Ordinary shares
Colonial First State Asset Management (Australia) Limited ACN 114 194 311	Tuesday, 11 October 2016	4,079.40		2,615 Ordinary shares
Colonial First State Asset Management (Australia) Limited ACN 114 194 311	Tuesday, 11 October 2016	33,653.88		21,573 Ordinary shares
Colonial First State Asset Management (Australia) Limited ACN 114 194 311	Tuesday, 11 October 2016	40,525.68		25,978 Ordinary shares
Colonial First State Asset Management (Australia) Limited ACN 114 194 311	Tuesday, 11 October 2016	30,313.92		19,432 Ordinary shares
Colonial First State Asset Management (Australia) Limited ACN 114 194 311	Tuesday, 11 October 2016	37,316.76		23,921 Ordinary shares
Colonial First State Asset Management (Australia) Limited ACN 114 194 311	Tuesday, 11 October 2016	52,372.32		33,572 Ordinary shares
Colonial First State Asset Management (Australia) Limited ACN 114 194 311	Friday, 28 October 2016	8,489.38		5,875 Ordinary shares
Colonial First State Asset Management (Australia) Limited ACN	Tuesday, 20 December 2016	16,557.75		11,150 Ordinary shares

114 194 311				
Colonial First State Asset Management (Australia) Limited ACN 114 194 311	Wednesday, 7 September 2016	20,564.32		13,664 Ordinary shares
Colonial First State Asset Management (Australia) Limited ACN 114 194 311	Tuesday, 11 October 2016	16,885.44		10,824 Ordinary shares
Colonial First State Asset Management (Australia) Limited ACN 114 194 311	Thursday, 1 December 2016	10,273.70		7,235 Ordinary shares
Colonial First State Asset Management (Australia) Limited ACN 114 194 311	Thursday, 20 October 2016	682,587.36		437,556 Ordinary shares
Colonial First State Asset Management (Australia) Limited ACN 114 194 311	Friday, 19 August 2016	408,829.16		330,367 Ordinary shares
Colonial First State Asset Management (Australia) Limited ACN 114 194 311	Friday, 19 August 2016	117,307.58		94,794 Ordinary shares
Colonial First State Asset Management (Australia) Limited ACN 114 194 311	Thursday, 24 November 2016	55,836.17		41,302 Ordinary shares
Colonial First State Asset Management (Australia) Limited ACN 114 194 311	Thursday, 8 December 2016	128,542.95		95,217 Ordinary shares
Colonial First State Asset Management (Australia) Limited ACN 114 194 311	Friday, 9 December 2016	48,383.69		35,524 Ordinary shares
Colonial First State Asset Management (Australia) Limited ACN 114 194 311	Tuesday, 13 December 2016	160,075.96		116,157 Ordinary shares
Colonial First State Asset Management (Australia) Limited ACN 114 194 311	Wednesday, 14 December 2016	239,821.28		169,485 Ordinary shares
Colonial First State Asset Management	Friday, 21 October 2016	589,502.20		380,324 Ordinary shares

(Australia) Limited ACN 114 194 311				
Colonial First State Asset Management (Australia) Limited ACN 114 194 311	Friday, 21 October 2016	1,197,325.40		772,468 Ordinary shares

Colonial First State Investments Limited (Note 1) ACN 002 348 352

Holder of relevant interest	Date of acquisition	Consideration Cash	Consideration Non-Cash	Class and number of securities
Colonial First State Investments Limited (Note 1) ACN 002 348 352	Thursday, 25 August 2016	329,194.95		240,798 Ordinary shares
Colonial First State Investments Limited (Note 1) ACN 002 348 352	Thursday, 20 October 2016	176,922.03		113,042 Ordinary shares
Colonial First State Investments Limited (Note 1) ACN 002 348 352	Friday, 9 December 2016	36,072.30		26,514 Ordinary shares
Colonial First State Investments Limited (Note 1) ACN 002 348 352	Tuesday, 20 December 2016	515,667.80		347,368 Ordinary shares
Colonial First State Investments Limited (Note 1) ACN 002 348 352	Thursday, 1 September 2016	397,106.32		263,054 Ordinary shares
Colonial First State Investments Limited (Note 1) ACN 002 348 352	Wednesday, 14 September 2016	415,529.33		270,809 Ordinary shares
Colonial First State Investments Limited (Note 1) ACN 002 348 352	Wednesday, 28 September 2016	52,379.96		32,760 Ordinary shares
Colonial First State Investments Limited (Note 1) ACN 002 348 352	Wednesday, 30 November 2016	49,451.94		36,585 Ordinary shares
Colonial First State Investments Limited (Note 1) ACN 002 348	Monday, 12 September 2016	48,498.00		32,332 Ordinary shares

352				
Colonial First State Investments Limited (Note 1) ACN 002 348 352	Monday, 17 October 2016	N/A		82,533 Ordinary shares (borrowed from UBS AG (Agreement 2), see Annexure C)
Colonial First State Investments Limited (Note 1) ACN 002 348 352	Wednesday, 2 November 2016	N/A		42,553 Ordinary shares (borrowed from UBS AG (Agreement 2), see Annexure C)
Colonial First State Investments Limited (Note 1) ACN 002 348 352	Thursday, 8 September 2016	38,060.49		25,286 Ordinary shares
Colonial First State Investments Limited (Note 1) ACN 002 348 352	Friday, 30 September 2016	139,705.72		90,718 Ordinary shares
Colonial First State Investments Limited (Note 1) ACN 002 348 352	Wednesday, 2 November 2016	233,501.26		164,623 Ordinary shares
Colonial First State Investments Limited (Note 1) ACN 002 348 352	Friday, 30 September 2016	3,063,109.28		1,989,032 Ordinary shares
Colonial First State Investments Limited (Note 1) ACN 002 348 352	Monday, 14 November 2016	747,608.40		534,006 Ordinary shares
Colonial First State Investments Limited (Note 1) ACN 002 348 352	Wednesday, 12 October 2016	1,229.07		786 Ordinary shares
Colonial First State Investments Limited (Note 1) ACN 002 348 352	Wednesday, 12 October 2016	3,231.30		2,087 Ordinary shares
Colonial First State Investments Limited (Note 1) ACN 002 348 352	Thursday, 6 October 2016	1,213,530.81		789,237 Ordinary shares
Colonial First State Investments Limited (Note 1) ACN 002 348 352	Friday, 28 October 2016	30,627.17		21,096 Ordinary shares

Avanteos Investments Limited ACN 096 259 979

Holder of relevant interest	Date of acquisition	Consideration Cash	Consideration Non-Cash	Class and number of securities
Avanteos Investments Limited ACN 096 259 979	Thursday, 1 September 2016	75,249.40		50,000 Ordinary shares
Avanteos Investments Limited ACN 096 259 979	Friday, 16 September 2016	9,585.00		6,000 Ordinary shares

Realindex Investments Pty Limited ACN 133 312 017

Holder of relevant interest	Date of acquisition	Consideration Cash	Consideration Non-Cash	Class and number of securities
Realindex Investments Pty Limited ACN 133 312 017	Wednesday, 14 December 2016	85,303.04		59,565 Ordinary shares
Realindex Investments Pty Limited ACN 133 312 017	Thursday, 15 September 2016	12,993.58		8,356 Ordinary shares
Realindex Investments Pty Limited ACN 133 312 017	Wednesday, 7 September 2016	322,011.48		214,018 Ordinary shares
Realindex Investments Pty Limited ACN 133 312 017	Thursday, 8 September 2016	107,354.42		70,861 Ordinary shares
Realindex Investments Pty Limited ACN 133 312 017	Friday, 30 September 2016	68,986.85		47,090 Ordinary shares
Realindex Investments Pty Limited ACN 133 312 017	Friday, 21 October 2016	74,759.60		48,232 Ordinary shares
Realindex Investments Pty Limited ACN 133 312 017	Friday, 25 November 2016	720,908.10		534,006 Ordinary shares
Realindex Investments Pty Limited ACN 133 312 017	Monday, 5 December 2016	101,695.50		75,330 Ordinary shares
Realindex Investments Pty Limited ACN 133 312 017	Tuesday, 13 December 2016	101,275.40		72,860 Ordinary shares

Realindex Investments Pty Limited ACN 133 312 017	Wednesday, 14 December 2016	287,794.82		200,960 Ordinary shares
Realindex Investments Pty Limited ACN 133 312 017	Wednesday, 14 December 2016	42,420.23		29,621 Ordinary shares
Realindex Investments Pty Limited ACN 133 312 017	Wednesday, 14 December 2016	1,014,707.29		708,545 Ordinary shares

CBA Markets Limited ACN 003 485 952

Holder of relevant interest	Date of acquisition	Consideration Cash	Consideration Non-Cash	Class and number of securities
CBA Markets Limited ACN 003 485 952	Monday, 29 August 2016	N/A		247,801 Ordinary shares (borrowed from Barclays Capital Securities Ltd, see Annexure C)
CBA Markets Limited ACN 003 485 952	Tuesday, 30 August 2016	N/A		499,927 Ordinary shares (borrowed from Barclays Capital Securities Ltd, see Annexure C)
CBA Markets Limited ACN 003 485 952	Wednesday, 7 September 2016	N/A		1,144,882 Ordinary shares (borrowed from Barclays Capital Securities Ltd, see Annexure C)
CBA Markets Limited ACN 003 485 952	Thursday, 8 September 2016	N/A		1,157,500 Ordinary shares (borrowed from Barclays Capital Securities Ltd, see Annexure C)
CBA Markets Limited ACN 003 485 952	Friday, 9 September 2016	N/A		1,178,914 Ordinary shares (borrowed from Barclays Capital Securities Ltd, see Annexure C)
CBA Markets Limited ACN 003 485 952	Monday, 12 September 2016	N/A		1,190,654 Ordinary shares (borrowed from Barclays Capital Securities Ltd, see Annexure C)
CBA Markets Limited ACN 003 485 952	Tuesday, 13 September 2016	N/A		1,197,330 Ordinary shares (borrowed from Barclays Capital Securities Ltd, see Annexure C)

CBA Markets Limited ACN 003 485 952	Wednesday, 14 September 2016	N/A		1,186,702 Ordinary shares (borrowed from Barclays Capital Securities Ltd, see Annexure C)
CBA Markets Limited ACN 003 485 952	Thursday, 15 September 2016	N/A		1,085,992 Ordinary shares (borrowed from Barclays Capital Securities Ltd, see Annexure C)
CBA Markets Limited ACN 003 485 952	Friday, 16 September 2016	N/A		1,064,358 Ordinary shares (borrowed from Barclays Capital Securities Ltd, see Annexure C)
CBA Markets Limited ACN 003 485 952	Monday, 19 September 2016	N/A		1,061,406 Ordinary shares (borrowed from Barclays Capital Securities Ltd, see Annexure C)
CBA Markets Limited ACN 003 485 952	Tuesday, 20 September 2016	N/A		975,694 Ordinary shares (borrowed from Barclays Capital Securities Ltd, see Annexure C)
CBA Markets Limited ACN 003 485 952	Wednesday, 21 September 2016	N/A		942,403 Ordinary shares (borrowed from Barclays Capital Securities Ltd, see Annexure C)
CBA Markets Limited ACN 003 485 952	Thursday, 22 September 2016	N/A		845,884 Ordinary shares (borrowed from Barclays Capital Securities Ltd, see Annexure C)
CBA Markets Limited ACN 003 485 952	Friday, 23 September 2016	N/A		674,678 Ordinary shares (borrowed from Barclays Capital Securities Ltd, see Annexure C)
CBA Markets Limited ACN 003 485 952	Monday, 26 September 2016	N/A		659,131 Ordinary shares (borrowed from Barclays Capital Securities Ltd, see Annexure C)
CBA Markets Limited ACN 003 485 952	Tuesday, 27 September 2016	N/A		1,207,810 Ordinary shares (borrowed from Barclays Capital Securities Ltd, see Annexure C)
CBA Markets Limited ACN 003 485 952	Wednesday, 28 September 2016	N/A		1,240,736 Ordinary shares (borrowed from Barclays Capital Securities Ltd,

				see Annexure C)
CBA Markets Limited ACN 003 485 952	Thursday, 29 September 2016	N/A		1,239,944 Ordinary shares (borrowed from Barclays Capital Securities Ltd, see Annexure C)
CBA Markets Limited ACN 003 485 952	Monday, 3 October 2016	N/A		1,272,242 Ordinary shares (borrowed from Barclays Capital Securities Ltd, see Annexure C)
CBA Markets Limited ACN 003 485 952	Tuesday, 4 October 2016	N/A		146,545 Ordinary shares (borrowed from Barclays Capital Securities Ltd, see Annexure C)
CBA Markets Limited ACN 003 485 952	Wednesday, 5 October 2016	N/A		1,279,248 Ordinary shares (borrowed from Barclays Capital Securities Ltd, see Annexure C)
CBA Markets Limited ACN 003 485 952	Thursday, 6 October 2016	N/A		1,270,450 Ordinary shares (borrowed from Barclays Capital Securities Ltd, see Annexure C)
CBA Markets Limited ACN 003 485 952	Friday, 7 October 2016	N/A		1,278,512 Ordinary shares (borrowed from Barclays Capital Securities Ltd, see Annexure C)
CBA Markets Limited ACN 003 485 952	Tuesday, 11 October 2016	N/A		519,918 Ordinary shares (borrowed from Barclays Capital Securities Ltd, see Annexure C)
CBA Markets Limited ACN 003 485 952	Wednesday, 12 October 2016	N/A		500,568 Ordinary shares (borrowed from Barclays Capital Securities Ltd, see Annexure C)
CBA Markets Limited ACN 003 485 952	Thursday, 13 October 2016	N/A		459,737 Ordinary shares (borrowed from Barclays Capital Securities Ltd, see Annexure C)
CBA Markets Limited ACN 003 485 952	Friday, 14 October 2016	N/A		459,737 Ordinary shares (borrowed from Barclays Capital Securities Ltd, see Annexure C)
CBA Markets Limited	Monday, 17 October	N/A		459,737 Ordinary shares (borrowed from Barclays

ACN 003 485 952	2016			Capital Securities Ltd, see Annexure C)
CBA Markets Limited ACN 003 485 952	Tuesday, 18 October 2016	N/A		459,737 Ordinary shares (borrowed from Barclays Capital Securities Ltd, see Annexure C)
CBA Markets Limited ACN 003 485 952	Wednesday, 19 October 2016	N/A		459,737 Ordinary shares (borrowed from Barclays Capital Securities Ltd, see Annexure C)
CBA Markets Limited ACN 003 485 952	Thursday, 20 October 2016	N/A		459,737 Ordinary shares (borrowed from Barclays Capital Securities Ltd, see Annexure C)
CBA Markets Limited ACN 003 485 952	Friday, 21 October 2016	N/A		459,737 Ordinary shares (borrowed from Barclays Capital Securities Ltd, see Annexure C)
CBA Markets Limited ACN 003 485 952	Monday, 24 October 2016	N/A		459,737 Ordinary shares (borrowed from Barclays Capital Securities Ltd, see Annexure C)
CBA Markets Limited ACN 003 485 952	Tuesday, 25 October 2016	N/A		394,112 Ordinary shares (borrowed from Barclays Capital Securities Ltd, see Annexure C)
CBA Markets Limited ACN 003 485 952	Wednesday, 26 October 2016	N/A		394,112 Ordinary shares (borrowed from Barclays Capital Securities Ltd, see Annexure C)
CBA Markets Limited ACN 003 485 952	Thursday, 27 October 2016	N/A		394,112 Ordinary shares (borrowed from Barclays Capital Securities Ltd, see Annexure C)
CBA Markets Limited ACN 003 485 952	Friday, 28 October 2016	N/A		477,953 Ordinary shares (borrowed from Barclays Capital Securities Ltd, see Annexure C)
CBA Markets Limited ACN 003 485 952	Monday, 31 October 2016	N/A		612,087 Ordinary shares (borrowed from Barclays Capital Securities Ltd, see Annexure C)
CBA Markets Limited ACN 003 485 952	Thursday, 24 November 2016	N/A		817,138 Ordinary shares (borrowed from Barclays Capital Securities Ltd, see Annexure C)

CBA Markets Limited ACN 003 485 952	Friday, 25 November 2016	N/A		1,228,730 Ordinary shares (borrowed from Barclays Capital Securities Ltd, see Annexure C)
CBA Markets Limited ACN 003 485 952	Monday, 28 November 2016	N/A		1,327,108 Ordinary shares (borrowed from Barclays Capital Securities Ltd, see Annexure C)
CBA Markets Limited ACN 003 485 952	Friday, 2 December 2016	N/A		1,538,396 Ordinary shares (borrowed from Barclays Capital Securities Ltd, see Annexure C)
CBA Markets Limited ACN 003 485 952	Monday, 5 December 2016	N/A		1,253,768 Ordinary shares (borrowed from Barclays Capital Securities Ltd, see Annexure C)
CBA Markets Limited ACN 003 485 952	Tuesday, 6 December 2016	N/A		1,251,654 Ordinary shares (borrowed from Barclays Capital Securities Ltd, see Annexure C)
CBA Markets Limited ACN 003 485 952	Wednesday, 7 December 2016	N/A		1,235,904 Ordinary shares (borrowed from Barclays Capital Securities Ltd, see Annexure C)
CBA Markets Limited ACN 003 485 952	Thursday, 8 December 2016	N/A		1,298,660 Ordinary shares (borrowed from Barclays Capital Securities Ltd, see Annexure C)
CBA Markets Limited ACN 003 485 952	Friday, 9 December 2016	N/A		1,563,060 Ordinary shares (borrowed from Barclays Capital Securities Ltd, see Annexure C)
CBA Markets Limited ACN 003 485 952	Monday, 12 December 2016	N/A		1,575,334 Ordinary shares (borrowed from Barclays Capital Securities Ltd, see Annexure C)
CBA Markets Limited ACN 003 485 952	Tuesday, 13 December 2016	N/A		1,578,038 Ordinary shares (borrowed from Barclays Capital Securities Ltd, see Annexure C)

CBA Markets Limited ACN 003 485 952	Thursday, 18 August 2016	378.84		308 Ordinary shares
CBA Markets Limited ACN 003 485 952	Friday, 19 August 2016	3,044.28		2,465 Ordinary shares
CBA Markets Limited ACN 003 485 952	Friday, 19 August 2016	773.67		629 Ordinary shares
CBA Markets Limited ACN 003 485 952	Monday, 22 August 2016	259.00		211 Ordinary shares
CBA Markets Limited ACN 003 485 952	Monday, 22 August 2016	14.73		12 Ordinary shares
CBA Markets Limited ACN 003 485 952	Monday, 22 August 2016	39.28		32 Ordinary shares
CBA Markets Limited ACN 003 485 952	Tuesday, 23 August 2016	1.24		1 Ordinary shares
CBA Markets Limited ACN 003 485 952	Tuesday, 23 August 2016	71.20		58 Ordinary shares
CBA Markets Limited ACN 003 485 952	Tuesday, 23 August 2016	727.91		593 Ordinary shares
CBA Markets Limited ACN 003 485 952	Tuesday, 23 August 2016	78.56		64 Ordinary shares
CBA Markets Limited ACN 003 485 952	Tuesday, 23 August 2016	85.92		70 Ordinary shares
CBA Markets Limited ACN 003 485 952	Tuesday, 23 August 2016	8.59		7 Ordinary shares
CBA Markets Limited ACN 003 485 952	Tuesday, 23 August 2016	42.96		35 Ordinary shares
CBA Markets Limited ACN 003 485 952	Tuesday, 23 August 2016	120.30		98 Ordinary shares
CBA Markets Limited ACN 003 485 952	Tuesday, 23 August 2016	164.49		134 Ordinary shares
CBA Markets Limited ACN 003 485 952	Tuesday, 23 August 2016	38.05		31 Ordinary shares
CBA Markets Limited ACN 003 485 952	Tuesday, 23 August 2016	166.94		136 Ordinary shares
CBA Markets Limited ACN 003 485 952	Tuesday, 23 August 2016	166.94		136 Ordinary shares
CBA Markets Limited	Tuesday, 23 August	95.75		78 Ordinary shares

ACN 003 485 952	2016			
CBA Markets Limited ACN 003 485 952	Tuesday, 23 August 2016	1.23		1 Ordinary shares
CBA Markets Limited ACN 003 485 952	Tuesday, 23 August 2016	5,035.10		4,077 Ordinary shares
CBA Markets Limited ACN 003 485 952	Tuesday, 23 August 2016	7,125.95		5,770 Ordinary shares
CBA Markets Limited ACN 003 485 952	Tuesday, 23 August 2016	1,195.48		968 Ordinary shares
CBA Markets Limited ACN 003 485 952	Tuesday, 23 August 2016	2,072.33		1,678 Ordinary shares
CBA Markets Limited ACN 003 485 952	Tuesday, 23 August 2016	2,026.23		1,644 Ordinary shares
CBA Markets Limited ACN 003 485 952	Tuesday, 23 August 2016	303.19		246 Ordinary shares
CBA Markets Limited ACN 003 485 952	Tuesday, 23 August 2016	96.91		78 Ordinary shares
CBA Markets Limited ACN 003 485 952	Tuesday, 23 August 2016	8,962.50		7,170 Ordinary shares
CBA Markets Limited ACN 003 485 952	Tuesday, 23 August 2016	241.73		193 Ordinary shares
CBA Markets Limited ACN 003 485 952	Tuesday, 23 August 2016	48.85		39 Ordinary shares
CBA Markets Limited ACN 003 485 952	Tuesday, 23 August 2016	1,041.21		838 Ordinary shares
CBA Markets Limited ACN 003 485 952	Wednesday, 24 August 2016	43.05		35 Ordinary shares
CBA Markets Limited ACN 003 485 952	Wednesday, 24 August 2016	10,494.36		8,532 Ordinary shares
CBA Markets Limited ACN 003 485 952	Wednesday, 24 August 2016	1,589.16		1,292 Ordinary shares
CBA Markets Limited ACN 003 485 952	Wednesday, 24 August 2016	774.90		630 Ordinary shares
CBA Markets Limited ACN 003 485 952	Wednesday, 24 August 2016	5,046.69		4,103 Ordinary shares
CBA Markets Limited ACN 003 485 952	Wednesday, 24 August 2016	3,932.50		3,250 Ordinary shares

CBA Markets Limited ACN 003 485 952	Wednesday, 24 August 2016	277.66		229 Ordinary shares
CBA Markets Limited ACN 003 485 952	Wednesday, 24 August 2016	625.65		516 Ordinary shares
CBA Markets Limited ACN 003 485 952	Wednesday, 24 August 2016	14.55		12 Ordinary shares
CBA Markets Limited ACN 003 485 952	Wednesday, 24 August 2016	428.01		353 Ordinary shares
CBA Markets Limited ACN 003 485 952	Wednesday, 24 August 2016	1.21		1 Ordinary shares
CBA Markets Limited ACN 003 485 952	Wednesday, 24 August 2016	517.74		427 Ordinary shares
CBA Markets Limited ACN 003 485 952	Wednesday, 24 August 2016	420.74		347 Ordinary shares
CBA Markets Limited ACN 003 485 952	Wednesday, 24 August 2016	15.76		13 Ordinary shares
CBA Markets Limited ACN 003 485 952	Wednesday, 24 August 2016	408.61		337 Ordinary shares
CBA Markets Limited ACN 003 485 952	Wednesday, 24 August 2016	1.21		1 Ordinary shares
CBA Markets Limited ACN 003 485 952	Wednesday, 24 August 2016	483.79		399 Ordinary shares
CBA Markets Limited ACN 003 485 952	Wednesday, 24 August 2016	10.91		9 Ordinary shares
CBA Markets Limited ACN 003 485 952	Wednesday, 24 August 2016	4.85		4 Ordinary shares
CBA Markets Limited ACN 003 485 952	Wednesday, 24 August 2016	352.29		287 Ordinary shares
CBA Markets Limited ACN 003 485 952	Wednesday, 24 August 2016	352.29		287 Ordinary shares
CBA Markets Limited ACN 003 485 952	Wednesday, 24 August 2016	705.81		575 Ordinary shares
CBA Markets Limited ACN 003 485 952	Wednesday, 24 August 2016	1,970.30		1,615 Ordinary shares
CBA Markets Limited ACN 003 485 952	Wednesday, 24 August 2016	13,643.16		11,092 Ordinary shares
CBA Markets Limited	Wednesday, 24 August	3.69		3 Ordinary shares

ACN 003 485 952	2016			
CBA Markets Limited ACN 003 485 952	Wednesday, 24 August 2016	2,952.00		2,400 Ordinary shares
CBA Markets Limited ACN 003 485 952	Thursday, 25 August 2016	6,660.50		4,844 Ordinary shares
CBA Markets Limited ACN 003 485 952	Thursday, 25 August 2016	9,963.25		7,246 Ordinary shares
CBA Markets Limited ACN 003 485 952	Thursday, 25 August 2016	832.95		617 Ordinary shares
CBA Markets Limited ACN 003 485 952	Thursday, 25 August 2016	2,706.48		2,016 Ordinary shares
CBA Markets Limited ACN 003 485 952	Thursday, 25 August 2016	6.69		5 Ordinary shares
CBA Markets Limited ACN 003 485 952	Thursday, 25 August 2016	1,928.55		1,495 Ordinary shares
CBA Markets Limited ACN 003 485 952	Thursday, 25 August 2016	1,989.15		1,490 Ordinary shares
CBA Markets Limited ACN 003 485 952	Thursday, 25 August 2016	1,895.70		1,420 Ordinary shares
CBA Markets Limited ACN 003 485 952	Thursday, 25 August 2016	1,995.10		1,420 Ordinary shares
CBA Markets Limited ACN 003 485 952	Thursday, 25 August 2016	1,980.75		1,425 Ordinary shares
CBA Markets Limited ACN 003 485 952	Thursday, 25 August 2016	180.55		133 Ordinary shares
CBA Markets Limited ACN 003 485 952	Thursday, 25 August 2016	3,999.90		2,985 Ordinary shares
CBA Markets Limited ACN 003 485 952	Thursday, 25 August 2016	1,988.10		1,410 Ordinary shares
CBA Markets Limited ACN 003 485 952	Thursday, 25 August 2016	1,980.90		1,420 Ordinary shares
CBA Markets Limited ACN 003 485 952	Thursday, 25 August 2016	1,981.05		1,410 Ordinary shares
CBA Markets Limited ACN 003 485 952	Thursday, 25 August 2016	3,603.83		2,565 Ordinary shares
CBA Markets Limited ACN 003 485 952	Thursday, 25 August 2016	175.94		125 Ordinary shares

CBA Markets Limited ACN 003 485 952	Thursday, 25 August 2016	462.00		330 Ordinary shares
CBA Markets Limited ACN 003 485 952	Thursday, 25 August 2016	3,696.00		2,640 Ordinary shares
CBA Markets Limited ACN 003 485 952	Friday, 26 August 2016	6,717.20		4,798 Ordinary shares
CBA Markets Limited ACN 003 485 952	Friday, 26 August 2016	1,974.03		1,405 Ordinary shares
CBA Markets Limited ACN 003 485 952	Monday, 29 August 2016	76.72		55 Ordinary shares
CBA Markets Limited ACN 003 485 952	Monday, 29 August 2016	465.93		334 Ordinary shares
CBA Markets Limited ACN 003 485 952	Monday, 29 August 2016	2,325.47		1,667 Ordinary shares
CBA Markets Limited ACN 003 485 952	Monday, 29 August 2016	2,474.73		1,774 Ordinary shares
CBA Markets Limited ACN 003 485 952	Monday, 29 August 2016	111.60		80 Ordinary shares
CBA Markets Limited ACN 003 485 952	Monday, 29 August 2016	730.98		524 Ordinary shares
CBA Markets Limited ACN 003 485 952	Monday, 29 August 2016	4,669.07		3,347 Ordinary shares
CBA Markets Limited ACN 003 485 952	Tuesday, 30 August 2016	1,987.88		1,395 Ordinary shares
CBA Markets Limited ACN 003 485 952	Tuesday, 30 August 2016	6,944.08		4,856 Ordinary shares
CBA Markets Limited ACN 003 485 952	Tuesday, 30 August 2016	2,233.66		1,562 Ordinary shares
CBA Markets Limited ACN 003 485 952	Tuesday, 30 August 2016	193.05		135 Ordinary shares
CBA Markets Limited ACN 003 485 952	Tuesday, 30 August 2016	1,475.48		1,030 Ordinary shares
CBA Markets Limited ACN 003 485 952	Tuesday, 30 August 2016	376.75		263 Ordinary shares
CBA Markets Limited ACN 003 485 952	Tuesday, 30 August 2016	101.71		71 Ordinary shares
CBA Markets Limited	Tuesday, 30 August	1,158.89		809 Ordinary shares

ACN 003 485 952	2016			
CBA Markets Limited ACN 003 485 952	Tuesday, 30 August 2016	101.71		71 Ordinary shares
CBA Markets Limited ACN 003 485 952	Tuesday, 30 August 2016	580.16		405 Ordinary shares
CBA Markets Limited ACN 003 485 952	Tuesday, 30 August 2016	102.96		72 Ordinary shares
CBA Markets Limited ACN 003 485 952	Tuesday, 30 August 2016	935.42		653 Ordinary shares
CBA Markets Limited ACN 003 485 952	Tuesday, 30 August 2016	2,426.66		1,694 Ordinary shares
CBA Markets Limited ACN 003 485 952	Tuesday, 30 August 2016	406.83		284 Ordinary shares
CBA Markets Limited ACN 003 485 952	Tuesday, 30 August 2016	1,031.40		720 Ordinary shares
CBA Markets Limited ACN 003 485 952	Tuesday, 30 August 2016	541.49		378 Ordinary shares
CBA Markets Limited ACN 003 485 952	Tuesday, 30 August 2016	1,375.20		960 Ordinary shares
CBA Markets Limited ACN 003 485 952	Tuesday, 30 August 2016	77.36		54 Ordinary shares
CBA Markets Limited ACN 003 485 952	Tuesday, 30 August 2016	2,819.16		1,968 Ordinary shares
CBA Markets Limited ACN 003 485 952	Tuesday, 30 August 2016	750.63		524 Ordinary shares
CBA Markets Limited ACN 003 485 952	Wednesday, 31 August 2016	21,488.76		14,184 Ordinary shares
CBA Markets Limited ACN 003 485 952	Wednesday, 31 August 2016	236.34		156 Ordinary shares
CBA Markets Limited ACN 003 485 952	Wednesday, 31 August 2016	9,833.86		6,491 Ordinary shares
CBA Markets Limited ACN 003 485 952	Wednesday, 31 August 2016	34,845.00		23,000 Ordinary shares
CBA Markets Limited ACN 003 485 952	Wednesday, 31 August 2016	1,531.50		1,021 Ordinary shares
CBA Markets Limited ACN 003 485 952	Thursday, 1 September 2016	51.71		35 Ordinary shares

CBA Markets Limited ACN 003 485 952	Thursday, 1 September 2016	5,777.92		3,904 Ordinary shares
CBA Markets Limited ACN 003 485 952	Thursday, 1 September 2016	82.88		56 Ordinary shares
CBA Markets Limited ACN 003 485 952	Thursday, 1 September 2016	140.60		95 Ordinary shares
CBA Markets Limited ACN 003 485 952	Thursday, 1 September 2016	42.92		29 Ordinary shares
CBA Markets Limited ACN 003 485 952	Thursday, 1 September 2016	179.08		121 Ordinary shares
CBA Markets Limited ACN 003 485 952	Thursday, 1 September 2016	3,996.00		2,700 Ordinary shares
CBA Markets Limited ACN 003 485 952	Thursday, 1 September 2016	1,990.60		1,345 Ordinary shares
CBA Markets Limited ACN 003 485 952	Friday, 2 September 2016	25,393.50		16,929 Ordinary shares
CBA Markets Limited ACN 003 485 952	Friday, 2 September 2016	1,930.50		1,287 Ordinary shares
CBA Markets Limited ACN 003 485 952	Friday, 2 September 2016	15,133.50		10,089 Ordinary shares
CBA Markets Limited ACN 003 485 952	Friday, 2 September 2016	30,907.50		20,605 Ordinary shares
CBA Markets Limited ACN 003 485 952	Friday, 2 September 2016	19,092.00		12,728 Ordinary shares
CBA Markets Limited ACN 003 485 952	Friday, 2 September 2016	4,161.00		2,774 Ordinary shares
CBA Markets Limited ACN 003 485 952	Friday, 2 September 2016	3,336.00		2,224 Ordinary shares
CBA Markets Limited ACN 003 485 952	Friday, 2 September 2016	3,210.00		2,140 Ordinary shares
CBA Markets Limited ACN 003 485 952	Monday, 5 September 2016	298.50		199 Ordinary shares
CBA Markets Limited ACN 003 485 952	Monday, 5 September 2016	57.00		38 Ordinary shares
CBA Markets Limited ACN 003 485 952	Monday, 5 September 2016	1,044.00		696 Ordinary shares
CBA Markets Limited	Monday, 5 September	25.50		17 Ordinary shares

ACN 003 485 952	2016			
CBA Markets Limited ACN 003 485 952	Monday, 5 September 2016	460.50		307 Ordinary shares
CBA Markets Limited ACN 003 485 952	Monday, 5 September 2016	2,190.00		1,460 Ordinary shares
CBA Markets Limited ACN 003 485 952	Monday, 5 September 2016	13,962.00		9,308 Ordinary shares
CBA Markets Limited ACN 003 485 952	Monday, 5 September 2016	1,962.00		1,308 Ordinary shares
CBA Markets Limited ACN 003 485 952	Monday, 5 September 2016	1,966.80		1,320 Ordinary shares
CBA Markets Limited ACN 003 485 952	Tuesday, 6 September 2016	61.30		41 Ordinary shares
CBA Markets Limited ACN 003 485 952	Tuesday, 6 September 2016	198.84		133 Ordinary shares
CBA Markets Limited ACN 003 485 952	Tuesday, 6 September 2016	198.84		133 Ordinary shares
CBA Markets Limited ACN 003 485 952	Tuesday, 6 September 2016	67.28		45 Ordinary shares
CBA Markets Limited ACN 003 485 952	Tuesday, 6 September 2016	968.76		648 Ordinary shares
CBA Markets Limited ACN 003 485 952	Tuesday, 6 September 2016	399.17		267 Ordinary shares
CBA Markets Limited ACN 003 485 952	Tuesday, 6 September 2016	13.46		9 Ordinary shares
CBA Markets Limited ACN 003 485 952	Tuesday, 6 September 2016	71.76		48 Ordinary shares
CBA Markets Limited ACN 003 485 952	Tuesday, 6 September 2016	814.78		545 Ordinary shares
CBA Markets Limited ACN 003 485 952	Tuesday, 6 September 2016	7,497.43		5,015 Ordinary shares
CBA Markets Limited ACN 003 485 952	Tuesday, 6 September 2016	4,807.92		3,216 Ordinary shares
CBA Markets Limited ACN 003 485 952	Tuesday, 6 September 2016	1,010.62		676 Ordinary shares
CBA Markets Limited ACN 003 485 952	Tuesday, 6 September 2016	979.23		655 Ordinary shares

CBA Markets Limited ACN 003 485 952	Tuesday, 6 September 2016	1,551.81		1,038 Ordinary shares
CBA Markets Limited ACN 003 485 952	Tuesday, 6 September 2016	1.50		1 Ordinary shares
CBA Markets Limited ACN 003 485 952	Tuesday, 6 September 2016	1,975.80		1,335 Ordinary shares
CBA Markets Limited ACN 003 485 952	Tuesday, 6 September 2016	1,231.88		824 Ordinary shares
CBA Markets Limited ACN 003 485 952	Tuesday, 6 September 2016	58.31		39 Ordinary shares
CBA Markets Limited ACN 003 485 952	Wednesday, 7 September 2016	1,990.60		1,345 Ordinary shares
CBA Markets Limited ACN 003 485 952	Thursday, 8 September 2016	1,995.83		1,335 Ordinary shares
CBA Markets Limited ACN 003 485 952	Friday, 9 September 2016	1,693.12		1,144 Ordinary shares
CBA Markets Limited ACN 003 485 952	Friday, 9 September 2016	34.04		23 Ordinary shares
CBA Markets Limited ACN 003 485 952	Friday, 9 September 2016	3,156.84		2,133 Ordinary shares
CBA Markets Limited ACN 003 485 952	Friday, 9 September 2016	1,654.50		1,103 Ordinary shares
CBA Markets Limited ACN 003 485 952	Monday, 12 September 2016	2,000.75		1,325 Ordinary shares
CBA Markets Limited ACN 003 485 952	Monday, 12 September 2016	1,996.50		1,320 Ordinary shares
CBA Markets Limited ACN 003 485 952	Monday, 12 September 2016	5,815.56		3,845 Ordinary shares
CBA Markets Limited ACN 003 485 952	Monday, 12 September 2016	3,993.00		2,640 Ordinary shares
CBA Markets Limited ACN 003 485 952	Monday, 12 September 2016	194,554.50		129,703 Ordinary shares
CBA Markets Limited ACN 003 485 952	Tuesday, 13 September 2016	1,986.60		1,320 Ordinary shares
CBA Markets Limited ACN 003 485 952	Wednesday, 14 September 2016	3,777.55		2,510 Ordinary shares
CBA Markets Limited	Thursday, 15 September	15,102.16		9,712 Ordinary shares

ACN 003 485 952	2016			
CBA Markets Limited ACN 003 485 952	Thursday, 15 September 2016	4,472.18		2,876 Ordinary shares
CBA Markets Limited ACN 003 485 952	Thursday, 15 September 2016	12,993.58		8,356 Ordinary shares
CBA Markets Limited ACN 003 485 952	Thursday, 15 September 2016	2,952.94		1,899 Ordinary shares
CBA Markets Limited ACN 003 485 952	Thursday, 15 September 2016	1,393.28		896 Ordinary shares
CBA Markets Limited ACN 003 485 952	Thursday, 15 September 2016	1,332.64		857 Ordinary shares
CBA Markets Limited ACN 003 485 952	Thursday, 15 September 2016	990.53		637 Ordinary shares
CBA Markets Limited ACN 003 485 952	Thursday, 15 September 2016	4,074.10		2,620 Ordinary shares
CBA Markets Limited ACN 003 485 952	Thursday, 15 September 2016	303,507.36		194,556 Ordinary shares
CBA Markets Limited ACN 003 485 952	Thursday, 15 September 2016	415.40		268 Ordinary shares
CBA Markets Limited ACN 003 485 952	Thursday, 15 September 2016	48,257.04		30,934 Ordinary shares
CBA Markets Limited ACN 003 485 952	Thursday, 15 September 2016	20,133.36		12,906 Ordinary shares
CBA Markets Limited ACN 003 485 952	Friday, 16 September 2016	2,054.00		1,300 Ordinary shares
CBA Markets Limited ACN 003 485 952	Tuesday, 20 September 2016	3,594.15		2,205 Ordinary shares
CBA Markets Limited ACN 003 485 952	Tuesday, 20 September 2016	1,415.68		896 Ordinary shares
CBA Markets Limited ACN 003 485 952	Tuesday, 20 September 2016	2,039.78		1,291 Ordinary shares
CBA Markets Limited ACN 003 485 952	Tuesday, 20 September 2016	2,084.95		1,295 Ordinary shares
CBA Markets Limited ACN 003 485 952	Wednesday, 21 September 2016	2,078.47		1,295 Ordinary shares
CBA Markets Limited ACN 003 485 952	Wednesday, 21 September 2016	2,084.95		1,295 Ordinary shares

CBA Markets Limited ACN 003 485 952	Wednesday, 21 September 2016	160.00		100 Ordinary shares
CBA Markets Limited ACN 003 485 952	Wednesday, 21 September 2016	711.37		446 Ordinary shares
CBA Markets Limited ACN 003 485 952	Wednesday, 21 September 2016	3,105.38		1,950 Ordinary shares
CBA Markets Limited ACN 003 485 952	Wednesday, 21 September 2016	109.88		69 Ordinary shares
CBA Markets Limited ACN 003 485 952	Wednesday, 21 September 2016	89.18		56 Ordinary shares
CBA Markets Limited ACN 003 485 952	Wednesday, 21 September 2016	445.90		280 Ordinary shares
CBA Markets Limited ACN 003 485 952	Wednesday, 21 September 2016	157.66		99 Ordinary shares
CBA Markets Limited ACN 003 485 952	Wednesday, 21 September 2016	128.99		81 Ordinary shares
CBA Markets Limited ACN 003 485 952	Wednesday, 21 September 2016	103.51		65 Ordinary shares
CBA Markets Limited ACN 003 485 952	Wednesday, 21 September 2016	4,118.10		2,590 Ordinary shares
CBA Markets Limited ACN 003 485 952	Wednesday, 21 September 2016	3,153.15		1,980 Ordinary shares
CBA Markets Limited ACN 003 485 952	Wednesday, 21 September 2016	6,708.57		4,206 Ordinary shares
CBA Markets Limited ACN 003 485 952	Wednesday, 21 September 2016	700.21		439 Ordinary shares
CBA Markets Limited ACN 003 485 952	Wednesday, 21 September 2016	1,376.48		863 Ordinary shares
CBA Markets Limited ACN 003 485 952	Wednesday, 21 September 2016	105.27		66 Ordinary shares
CBA Markets Limited ACN 003 485 952	Wednesday, 21 September 2016	1,047.92		657 Ordinary shares
CBA Markets Limited ACN 003 485 952	Wednesday, 21 September 2016	1,942.71		1,218 Ordinary shares
CBA Markets Limited ACN 003 485 952	Thursday, 22 September 2016	4,260.80		2,663 Ordinary shares
CBA Markets Limited	Thursday, 22 September	2,059.05		1,295 Ordinary shares

ACN 003 485 952	2016			
CBA Markets Limited ACN 003 485 952	Thursday, 22 September 2016	3,605.88		2,275 Ordinary shares
CBA Markets Limited ACN 003 485 952	Thursday, 22 September 2016	49.45		31 Ordinary shares
CBA Markets Limited ACN 003 485 952	Thursday, 22 September 2016	941.05		590 Ordinary shares
CBA Markets Limited ACN 003 485 952	Thursday, 22 September 2016	5,703.72		3,576 Ordinary shares
CBA Markets Limited ACN 003 485 952	Thursday, 22 September 2016	2,052.57		1,295 Ordinary shares
CBA Markets Limited ACN 003 485 952	Friday, 23 September 2016	2,059.05		1,295 Ordinary shares
CBA Markets Limited ACN 003 485 952	Friday, 23 September 2016	3,841.60		2,401 Ordinary shares
CBA Markets Limited ACN 003 485 952	Friday, 23 September 2016	6,190.40		3,869 Ordinary shares
CBA Markets Limited ACN 003 485 952	Friday, 23 September 2016	3,137.22		1,970 Ordinary shares
CBA Markets Limited ACN 003 485 952	Friday, 23 September 2016	3,376.10		2,120 Ordinary shares
CBA Markets Limited ACN 003 485 952	Friday, 23 September 2016	3,100.50		1,950 Ordinary shares
CBA Markets Limited ACN 003 485 952	Friday, 23 September 2016	3,177.04		1,995 Ordinary shares
CBA Markets Limited ACN 003 485 952	Friday, 23 September 2016	2,059.05		1,295 Ordinary shares
CBA Markets Limited ACN 003 485 952	Friday, 23 September 2016	3,137.22		1,970 Ordinary shares
CBA Markets Limited ACN 003 485 952	Friday, 23 September 2016	2,062.29		1,295 Ordinary shares
CBA Markets Limited ACN 003 485 952	Friday, 23 September 2016	2,059.05		1,295 Ordinary shares
CBA Markets Limited ACN 003 485 952	Friday, 23 September 2016	3,177.04		1,995 Ordinary shares
CBA Markets Limited ACN 003 485 952	Friday, 23 September 2016	3,105.38		1,950 Ordinary shares

CBA Markets Limited ACN 003 485 952	Friday, 23 September 2016	3,105.38		1,950 Ordinary shares
CBA Markets Limited ACN 003 485 952	Friday, 23 September 2016	2,052.57		1,295 Ordinary shares
CBA Markets Limited ACN 003 485 952	Monday, 26 September 2016	10,000.65		6,270 Ordinary shares
CBA Markets Limited ACN 003 485 952	Monday, 26 September 2016	2,052.57		1,295 Ordinary shares
CBA Markets Limited ACN 003 485 952	Monday, 26 September 2016	2,537.64		1,596 Ordinary shares
CBA Markets Limited ACN 003 485 952	Monday, 26 September 2016	6,342.51		3,989 Ordinary shares
CBA Markets Limited ACN 003 485 952	Tuesday, 27 September 2016	2,046.10		1,295 Ordinary shares
CBA Markets Limited ACN 003 485 952	Wednesday, 28 September 2016	2,059.05		1,295 Ordinary shares
CBA Markets Limited ACN 003 485 952	Wednesday, 28 September 2016	8,109.00		5,100 Ordinary shares
CBA Markets Limited ACN 003 485 952	Wednesday, 28 September 2016	1,890.51		1,189 Ordinary shares
CBA Markets Limited ACN 003 485 952	Wednesday, 28 September 2016	1,592.16		992 Ordinary shares
CBA Markets Limited ACN 003 485 952	Thursday, 29 September 2016	10,094.22		6,231 Ordinary shares
CBA Markets Limited ACN 003 485 952	Thursday, 29 September 2016	1,009.32		599 Ordinary shares
CBA Markets Limited ACN 003 485 952	Friday, 30 September 2016	478.95		310 Ordinary shares
CBA Markets Limited ACN 003 485 952	Friday, 30 September 2016	9,317.95		5,935 Ordinary shares
CBA Markets Limited ACN 003 485 952	Friday, 30 September 2016	407.65		263 Ordinary shares
CBA Markets Limited ACN 003 485 952	Friday, 30 September 2016	1,119.10		722 Ordinary shares
CBA Markets Limited ACN 003 485 952	Friday, 30 September 2016	1,977.15		1,345 Ordinary shares
CBA Markets Limited	Tuesday, 4 October	1,987.82		1,295 Ordinary shares

ACN 003 485 952	2016			
CBA Markets Limited ACN 003 485 952	Tuesday, 4 October 2016	665.13		425 Ordinary shares
CBA Markets Limited ACN 003 485 952	Tuesday, 4 October 2016	1,751.23		1,119 Ordinary shares
CBA Markets Limited ACN 003 485 952	Tuesday, 4 October 2016	111.11		71 Ordinary shares
CBA Markets Limited ACN 003 485 952	Tuesday, 4 October 2016	56.34		36 Ordinary shares
CBA Markets Limited ACN 003 485 952	Tuesday, 4 October 2016	1,532.14		979 Ordinary shares
CBA Markets Limited ACN 003 485 952	Tuesday, 4 October 2016	777.80		497 Ordinary shares
CBA Markets Limited ACN 003 485 952	Tuesday, 4 October 2016	1,923.39		1,229 Ordinary shares
CBA Markets Limited ACN 003 485 952	Tuesday, 4 October 2016	3,056.44		1,953 Ordinary shares
CBA Markets Limited ACN 003 485 952	Tuesday, 4 October 2016	18,159.05		11,830 Ordinary shares
CBA Markets Limited ACN 003 485 952	Tuesday, 4 October 2016	1,183.48		771 Ordinary shares
CBA Markets Limited ACN 003 485 952	Tuesday, 4 October 2016	650.84		424 Ordinary shares
CBA Markets Limited ACN 003 485 952	Wednesday, 5 October 2016	10,000.53		6,515 Ordinary shares
CBA Markets Limited ACN 003 485 952	Wednesday, 5 October 2016	1,430.45		938 Ordinary shares
CBA Markets Limited ACN 003 485 952	Wednesday, 5 October 2016	1,995.50		1,300 Ordinary shares
CBA Markets Limited ACN 003 485 952	Monday, 10 October 2016	7,018.40		4,528 Ordinary shares
CBA Markets Limited ACN 003 485 952	Monday, 10 October 2016	2,007.25		1,295 Ordinary shares
CBA Markets Limited ACN 003 485 952	Monday, 10 October 2016	1,994.30		1,295 Ordinary shares
CBA Markets Limited ACN 003 485 952	Monday, 10 October 2016	10,000.60		6,452 Ordinary shares

CBA Markets Limited ACN 003 485 952	Tuesday, 11 October 2016	41,457.00		26,575 Ordinary shares
CBA Markets Limited ACN 003 485 952	Tuesday, 11 October 2016	26.52		17 Ordinary shares
CBA Markets Limited ACN 003 485 952	Tuesday, 11 October 2016	3,896.88		2,498 Ordinary shares
CBA Markets Limited ACN 003 485 952	Tuesday, 11 October 2016	6,667.44		4,274 Ordinary shares
CBA Markets Limited ACN 003 485 952	Tuesday, 11 October 2016	8,575.32		5,497 Ordinary shares
CBA Markets Limited ACN 003 485 952	Tuesday, 11 October 2016	9,732.84		6,239 Ordinary shares
CBA Markets Limited ACN 003 485 952	Tuesday, 11 October 2016	38,844.00		24,900 Ordinary shares
CBA Markets Limited ACN 003 485 952	Tuesday, 11 October 2016	172.60		111 Ordinary shares
CBA Markets Limited ACN 003 485 952	Tuesday, 11 October 2016	9,860.25		6,341 Ordinary shares
CBA Markets Limited ACN 003 485 952	Wednesday, 12 October 2016	2,167.63		1,403 Ordinary shares
CBA Markets Limited ACN 003 485 952	Wednesday, 12 October 2016	59,198.22		38,316 Ordinary shares
CBA Markets Limited ACN 003 485 952	Wednesday, 12 October 2016	2,505.99		1,622 Ordinary shares
CBA Markets Limited ACN 003 485 952	Wednesday, 12 October 2016	5,313.26		3,439 Ordinary shares
CBA Markets Limited ACN 003 485 952	Wednesday, 12 October 2016	4,811.13		3,114 Ordinary shares
CBA Markets Limited ACN 003 485 952	Wednesday, 12 October 2016	16,182.33		10,474 Ordinary shares
CBA Markets Limited ACN 003 485 952	Wednesday, 12 October 2016	3,882.59		2,513 Ordinary shares
CBA Markets Limited ACN 003 485 952	Thursday, 13 October 2016	3,063.86		1,996 Ordinary shares
CBA Markets Limited ACN 003 485 952	Thursday, 13 October 2016	552.60		360 Ordinary shares
CBA Markets Limited	Thursday, 13 October	1,099.06		716 Ordinary shares

ACN 003 485 952	2016			
CBA Markets Limited ACN 003 485 952	Thursday, 13 October 2016	1,099.06		716 Ordinary shares
CBA Markets Limited ACN 003 485 952	Thursday, 13 October 2016	95.17		62 Ordinary shares
CBA Markets Limited ACN 003 485 952	Thursday, 13 October 2016	90.56		59 Ordinary shares
CBA Markets Limited ACN 003 485 952	Thursday, 13 October 2016	87.49		57 Ordinary shares
CBA Markets Limited ACN 003 485 952	Thursday, 13 October 2016	3,845.17		2,505 Ordinary shares
CBA Markets Limited ACN 003 485 952	Thursday, 13 October 2016	1.53		1 Ordinary shares
CBA Markets Limited ACN 003 485 952	Monday, 17 October 2016	2,281.65		1,435 Ordinary shares
CBA Markets Limited ACN 003 485 952	Monday, 17 October 2016	10,110.61		6,502 Ordinary shares
CBA Markets Limited ACN 003 485 952	Monday, 17 October 2016	1,080.24		672 Ordinary shares
CBA Markets Limited ACN 003 485 952	Monday, 17 October 2016	4,984.00		3,115 Ordinary shares
CBA Markets Limited ACN 003 485 952	Tuesday, 18 October 2016	485.16		312 Ordinary shares
CBA Markets Limited ACN 003 485 952	Tuesday, 18 October 2016	1,671.63		1,075 Ordinary shares
CBA Markets Limited ACN 003 485 952	Tuesday, 18 October 2016	1,670.07		1,074 Ordinary shares
CBA Markets Limited ACN 003 485 952	Tuesday, 18 October 2016	62.20		40 Ordinary shares
CBA Markets Limited ACN 003 485 952	Tuesday, 18 October 2016	919.01		591 Ordinary shares
CBA Markets Limited ACN 003 485 952	Tuesday, 18 October 2016	705.97		454 Ordinary shares
CBA Markets Limited ACN 003 485 952	Tuesday, 18 October 2016	726.18		467 Ordinary shares
CBA Markets Limited ACN 003 485 952	Tuesday, 18 October 2016	2,004.40		1,289 Ordinary shares

CBA Markets Limited ACN 003 485 952	Wednesday, 19 October 2016	5,995.71		3,906 Ordinary shares
CBA Markets Limited ACN 003 485 952	Wednesday, 19 October 2016	1,538.07		1,002 Ordinary shares
CBA Markets Limited ACN 003 485 952	Wednesday, 19 October 2016	2,217.07		1,435 Ordinary shares
CBA Markets Limited ACN 003 485 952	Wednesday, 19 October 2016	2,466.74		1,607 Ordinary shares
CBA Markets Limited ACN 003 485 952	Wednesday, 19 October 2016	2,217.07		1,435 Ordinary shares
CBA Markets Limited ACN 003 485 952	Wednesday, 19 October 2016	2,238.60		1,435 Ordinary shares
CBA Markets Limited ACN 003 485 952	Thursday, 20 October 2016	10,756.20		6,895 Ordinary shares
CBA Markets Limited ACN 003 485 952	Friday, 21 October 2016	3,076.75		1,985 Ordinary shares
CBA Markets Limited ACN 003 485 952	Friday, 21 October 2016	561.10		362 Ordinary shares
CBA Markets Limited ACN 003 485 952	Friday, 21 October 2016	16,329.25		10,535 Ordinary shares
CBA Markets Limited ACN 003 485 952	Friday, 21 October 2016	111.96		72 Ordinary shares
CBA Markets Limited ACN 003 485 952	Friday, 21 October 2016	6.22		4 Ordinary shares
CBA Markets Limited ACN 003 485 952	Friday, 21 October 2016	466.50		300 Ordinary shares
CBA Markets Limited ACN 003 485 952	Friday, 21 October 2016	3,128.66		2,012 Ordinary shares
CBA Markets Limited ACN 003 485 952	Friday, 21 October 2016	77.63		50 Ordinary shares
CBA Markets Limited ACN 003 485 952	Friday, 21 October 2016	13,976.35		9,017 Ordinary shares
CBA Markets Limited ACN 003 485 952	Monday, 24 October 2016	2,159.67		1,435 Ordinary shares
CBA Markets Limited ACN 003 485 952	Monday, 24 October 2016	4,326.15		2,865 Ordinary shares
CBA Markets Limited	Monday, 24 October	1,963.50		1,275 Ordinary shares

ACN 003 485 952	2016			
CBA Markets Limited ACN 003 485 952	Monday, 24 October 2016	44.66		29 Ordinary shares
CBA Markets Limited ACN 003 485 952	Monday, 24 October 2016	16.94		11 Ordinary shares
CBA Markets Limited ACN 003 485 952	Monday, 24 October 2016	343.42		223 Ordinary shares
CBA Markets Limited ACN 003 485 952	Monday, 24 October 2016	1,131.90		735 Ordinary shares
CBA Markets Limited ACN 003 485 952	Monday, 24 October 2016	1,432.20		930 Ordinary shares
CBA Markets Limited ACN 003 485 952	Monday, 24 October 2016	2,442.44		1,586 Ordinary shares
CBA Markets Limited ACN 003 485 952	Monday, 24 October 2016	2,206.82		1,433 Ordinary shares
CBA Markets Limited ACN 003 485 952	Monday, 24 October 2016	354.20		230 Ordinary shares
CBA Markets Limited ACN 003 485 952	Tuesday, 25 October 2016	9,902.04		6,536 Ordinary shares
CBA Markets Limited ACN 003 485 952	Tuesday, 25 October 2016	2,202.72		1,435 Ordinary shares
CBA Markets Limited ACN 003 485 952	Wednesday, 26 October 2016	404.94		275 Ordinary shares
CBA Markets Limited ACN 003 485 952	Wednesday, 26 October 2016	4,886.36		3,236 Ordinary shares
CBA Markets Limited ACN 003 485 952	Wednesday, 26 October 2016	2,109.45		1,435 Ordinary shares
CBA Markets Limited ACN 003 485 952	Thursday, 27 October 2016	1,579.93		1,101 Ordinary shares
CBA Markets Limited ACN 003 485 952	Thursday, 27 October 2016	8.61		6 Ordinary shares
CBA Markets Limited ACN 003 485 952	Thursday, 27 October 2016	3,326.33		2,318 Ordinary shares
CBA Markets Limited ACN 003 485 952	Friday, 28 October 2016	4,949.13		3,425 Ordinary shares
CBA Markets Limited ACN 003 485 952	Wednesday, 2 November 2016	2,052.05		1,435 Ordinary shares

CBA Markets Limited ACN 003 485 952	Wednesday, 2 November 2016	1,396.24		992 Ordinary shares
CBA Markets Limited ACN 003 485 952	Wednesday, 2 November 2016	623.52		443 Ordinary shares
CBA Markets Limited ACN 003 485 952	Wednesday, 2 November 2016	932.49		659 Ordinary shares
CBA Markets Limited ACN 003 485 952	Wednesday, 2 November 2016	1,521.13		1,075 Ordinary shares
CBA Markets Limited ACN 003 485 952	Wednesday, 2 November 2016	2,027.70		1,433 Ordinary shares
CBA Markets Limited ACN 003 485 952	Wednesday, 2 November 2016	431.57		305 Ordinary shares
CBA Markets Limited ACN 003 485 952	Wednesday, 2 November 2016	2,030.53		1,435 Ordinary shares
CBA Markets Limited ACN 003 485 952	Monday, 7 November 2016	904.05		630 Ordinary shares
CBA Markets Limited ACN 003 485 952	Monday, 7 November 2016	132.02		92 Ordinary shares
CBA Markets Limited ACN 003 485 952	Monday, 7 November 2016	192.29		134 Ordinary shares
CBA Markets Limited ACN 003 485 952	Monday, 7 November 2016	160.72		112 Ordinary shares
CBA Markets Limited ACN 003 485 952	Monday, 7 November 2016	262.61		183 Ordinary shares
CBA Markets Limited ACN 003 485 952	Monday, 7 November 2016	99.02		69 Ordinary shares
CBA Markets Limited ACN 003 485 952	Monday, 7 November 2016	406.11		283 Ordinary shares
CBA Markets Limited ACN 003 485 952	Monday, 7 November 2016	1.44		1 Ordinary shares
CBA Markets Limited ACN 003 485 952	Monday, 7 November 2016	371.67		259 Ordinary shares
CBA Markets Limited ACN 003 485 952	Monday, 7 November 2016	28.70		20 Ordinary shares
CBA Markets Limited ACN 003 485 952	Monday, 7 November 2016	2,440.93		1,701 Ordinary shares
CBA Markets Limited	Monday, 7 November	2,080.75		1,435 Ordinary shares

ACN 003 485 952	2016			
CBA Markets Limited ACN 003 485 952	Monday, 7 November 2016	2,059.22		1,435 Ordinary shares
CBA Markets Limited ACN 003 485 952	Tuesday, 8 November 2016	724.20		510 Ordinary shares
CBA Markets Limited ACN 003 485 952	Tuesday, 8 November 2016	1,723.88		1,214 Ordinary shares
CBA Markets Limited ACN 003 485 952	Tuesday, 8 November 2016	2,482.16		1,748 Ordinary shares
CBA Markets Limited ACN 003 485 952	Tuesday, 8 November 2016	2,037.70		1,435 Ordinary shares
CBA Markets Limited ACN 003 485 952	Tuesday, 8 November 2016	8,003.54		5,842 Ordinary shares
CBA Markets Limited ACN 003 485 952	Tuesday, 8 November 2016	982.29		717 Ordinary shares
CBA Markets Limited ACN 003 485 952	Tuesday, 8 November 2016	9,017.34		6,582 Ordinary shares
CBA Markets Limited ACN 003 485 952	Wednesday, 9 November 2016	3,567.48		2,604 Ordinary shares
CBA Markets Limited ACN 003 485 952	Wednesday, 9 November 2016	1,291.91		943 Ordinary shares
CBA Markets Limited ACN 003 485 952	Wednesday, 9 November 2016	58.91		43 Ordinary shares
CBA Markets Limited ACN 003 485 952	Wednesday, 9 November 2016	82.20		60 Ordinary shares
CBA Markets Limited ACN 003 485 952	Wednesday, 9 November 2016	1,993.75		1,450 Ordinary shares
CBA Markets Limited ACN 003 485 952	Wednesday, 9 November 2016	1,997.38		1,450 Ordinary shares
CBA Markets Limited ACN 003 485 952	Wednesday, 9 November 2016	1,979.65		1,445 Ordinary shares
CBA Markets Limited ACN 003 485 952	Wednesday, 9 November 2016	437.13		325 Ordinary shares
CBA Markets Limited ACN 003 485 952	Wednesday, 9 November 2016	1,989.15		1,490 Ordinary shares
CBA Markets Limited ACN 003 485 952	Thursday, 10 November 2016	2,085.00		1,500 Ordinary shares

CBA Markets Limited ACN 003 485 952	Thursday, 10 November 2016	4,943.57		3,731 Ordinary shares
CBA Markets Limited ACN 003 485 952	Friday, 11 November 2016	2,673.06		1,937 Ordinary shares
CBA Markets Limited ACN 003 485 952	Friday, 11 November 2016	1,483.50		1,075 Ordinary shares
CBA Markets Limited ACN 003 485 952	Friday, 11 November 2016	825.24		598 Ordinary shares
CBA Markets Limited ACN 003 485 952	Friday, 11 November 2016	1,986.08		1,455 Ordinary shares
CBA Markets Limited ACN 003 485 952	Friday, 11 November 2016	1,993.35		1,455 Ordinary shares
CBA Markets Limited ACN 003 485 952	Monday, 14 November 2016	1,166.21		839 Ordinary shares
CBA Markets Limited ACN 003 485 952	Tuesday, 15 November 2016	2,274.04		1,636 Ordinary shares
CBA Markets Limited ACN 003 485 952	Tuesday, 15 November 2016	2,877.30		2,070 Ordinary shares
CBA Markets Limited ACN 003 485 952	Tuesday, 15 November 2016	77.84		56 Ordinary shares
CBA Markets Limited ACN 003 485 952	Tuesday, 15 November 2016	101.47		73 Ordinary shares
CBA Markets Limited ACN 003 485 952	Tuesday, 15 November 2016	55.60		40 Ordinary shares
CBA Markets Limited ACN 003 485 952	Tuesday, 15 November 2016	282.17		203 Ordinary shares
CBA Markets Limited ACN 003 485 952	Tuesday, 15 November 2016	661.64		476 Ordinary shares
CBA Markets Limited ACN 003 485 952	Tuesday, 15 November 2016	96.60		70 Ordinary shares
CBA Markets Limited ACN 003 485 952	Tuesday, 15 November 2016	1,897.50		1,375 Ordinary shares
CBA Markets Limited ACN 003 485 952	Wednesday, 16 November 2016	2,030.53		1,435 Ordinary shares
CBA Markets Limited ACN 003 485 952	Wednesday, 16 November 2016	910.86		646 Ordinary shares
CBA Markets Limited	Thursday, 17 November	9,999.72		7,092 Ordinary shares

ACN 003 485 952	2016			
CBA Markets Limited ACN 003 485 952	Thursday, 17 November 2016	6,801.20		4,858 Ordinary shares
CBA Markets Limited ACN 003 485 952	Thursday, 17 November 2016	1,646.40		1,176 Ordinary shares
CBA Markets Limited ACN 003 485 952	Thursday, 17 November 2016	20,071.80		14,337 Ordinary shares
CBA Markets Limited ACN 003 485 952	Friday, 18 November 2016	42.00		30 Ordinary shares
CBA Markets Limited ACN 003 485 952	Friday, 18 November 2016	11.20		8 Ordinary shares
CBA Markets Limited ACN 003 485 952	Friday, 18 November 2016	3,696.00		2,640 Ordinary shares
CBA Markets Limited ACN 003 485 952	Friday, 18 November 2016	1,923.63		1,399 Ordinary shares
CBA Markets Limited ACN 003 485 952	Friday, 18 November 2016	1,986.50		1,450 Ordinary shares
CBA Markets Limited ACN 003 485 952	Monday, 21 November 2016	1,695.40		1,211 Ordinary shares
CBA Markets Limited ACN 003 485 952	Monday, 21 November 2016	54.60		39 Ordinary shares
CBA Markets Limited ACN 003 485 952	Monday, 21 November 2016	501.20		358 Ordinary shares
CBA Markets Limited ACN 003 485 952	Monday, 21 November 2016	635.60		454 Ordinary shares
CBA Markets Limited ACN 003 485 952	Monday, 21 November 2016	614.60		439 Ordinary shares
CBA Markets Limited ACN 003 485 952	Monday, 21 November 2016	14.00		10 Ordinary shares
CBA Markets Limited ACN 003 485 952	Monday, 21 November 2016	716.80		512 Ordinary shares
CBA Markets Limited ACN 003 485 952	Monday, 21 November 2016	15.40		11 Ordinary shares
CBA Markets Limited ACN 003 485 952	Monday, 21 November 2016	315.00		225 Ordinary shares
CBA Markets Limited ACN 003 485 952	Tuesday, 22 November 2016	1,987.20		1,440 Ordinary shares

CBA Markets Limited ACN 003 485 952	Tuesday, 22 November 2016	1,994.10		1,445 Ordinary shares
CBA Markets Limited ACN 003 485 952	Tuesday, 22 November 2016	14,566.05		10,517 Ordinary shares
CBA Markets Limited ACN 003 485 952	Tuesday, 22 November 2016	4,369.68		3,155 Ordinary shares
CBA Markets Limited ACN 003 485 952	Tuesday, 22 November 2016	1,985.08		1,465 Ordinary shares
CBA Markets Limited ACN 003 485 952	Tuesday, 22 November 2016	1,994.10		1,445 Ordinary shares
CBA Markets Limited ACN 003 485 952	Wednesday, 23 November 2016	1,257.58		935 Ordinary shares
CBA Markets Limited ACN 003 485 952	Wednesday, 23 November 2016	733.02		545 Ordinary shares
CBA Markets Limited ACN 003 485 952	Wednesday, 23 November 2016	1,965.93		1,495 Ordinary shares
CBA Markets Limited ACN 003 485 952	Wednesday, 23 November 2016	1,998.80		1,520 Ordinary shares
CBA Markets Limited ACN 003 485 952	Thursday, 24 November 2016	50,815.35		37,641 Ordinary shares
CBA Markets Limited ACN 003 485 952	Monday, 28 November 2016	6,048.76		4,514 Ordinary shares
CBA Markets Limited ACN 003 485 952	Monday, 28 November 2016	3,876.62		2,893 Ordinary shares
CBA Markets Limited ACN 003 485 952	Monday, 28 November 2016	1,962.45		1,470 Ordinary shares
CBA Markets Limited ACN 003 485 952	Tuesday, 29 November 2016	414.26		308 Ordinary shares
CBA Markets Limited ACN 003 485 952	Tuesday, 29 November 2016	1,370.56		1,019 Ordinary shares
CBA Markets Limited ACN 003 485 952	Tuesday, 29 November 2016	8,215.26		6,108 Ordinary shares
CBA Markets Limited ACN 003 485 952	Wednesday, 30 November 2016	9,049.05		6,703 Ordinary shares
CBA Markets Limited ACN 003 485 952	Wednesday, 30 November 2016	20,371.50		15,090 Ordinary shares
CBA Markets Limited	Wednesday, 30	8,758.80		6,488 Ordinary shares

ACN 003 485 952	November 2016			
CBA Markets Limited ACN 003 485 952	Wednesday, 30 November 2016	31,025.70		22,982 Ordinary shares
CBA Markets Limited ACN 003 485 952	Wednesday, 30 November 2016	238.95		177 Ordinary shares
CBA Markets Limited ACN 003 485 952	Wednesday, 30 November 2016	1,990.60		1,480 Ordinary shares
CBA Markets Limited ACN 003 485 952	Wednesday, 30 November 2016	518.40		384 Ordinary shares
CBA Markets Limited ACN 003 485 952	Wednesday, 30 November 2016	6,507.00		4,820 Ordinary shares
CBA Markets Limited ACN 003 485 952	Wednesday, 30 November 2016	6,386.85		4,731 Ordinary shares
CBA Markets Limited ACN 003 485 952	Wednesday, 30 November 2016	2,605.50		1,930 Ordinary shares
CBA Markets Limited ACN 003 485 952	Friday, 2 December 2016	72,103.62		52,249 Ordinary shares
CBA Markets Limited ACN 003 485 952	Friday, 2 December 2016	2,475.72		1,794 Ordinary shares
CBA Markets Limited ACN 003 485 952	Friday, 2 December 2016	6,911.08		4,972 Ordinary shares
CBA Markets Limited ACN 003 485 952	Friday, 2 December 2016	2,085.00		1,500 Ordinary shares
CBA Markets Limited ACN 003 485 952	Friday, 2 December 2016	792.30		570 Ordinary shares
CBA Markets Limited ACN 003 485 952	Monday, 5 December 2016	2,729.64		1,978 Ordinary shares
CBA Markets Limited ACN 003 485 952	Monday, 5 December 2016	2,470.20		1,790 Ordinary shares
CBA Markets Limited ACN 003 485 952	Monday, 5 December 2016	139.38		101 Ordinary shares
CBA Markets Limited ACN 003 485 952	Monday, 5 December 2016	2,123.82		1,539 Ordinary shares
CBA Markets Limited ACN 003 485 952	Tuesday, 6 December 2016	2,368.54		1,748 Ordinary shares
CBA Markets Limited ACN 003 485 952	Tuesday, 6 December 2016	239.84		177 Ordinary shares

CBA Markets Limited ACN 003 485 952	Tuesday, 6 December 2016	48.78		36 Ordinary shares
CBA Markets Limited ACN 003 485 952	Tuesday, 6 December 2016	1,116.52		824 Ordinary shares
CBA Markets Limited ACN 003 485 952	Tuesday, 6 December 2016	2,784.53		2,055 Ordinary shares
CBA Markets Limited ACN 003 485 952	Tuesday, 6 December 2016	3,476.93		2,566 Ordinary shares
CBA Markets Limited ACN 003 485 952	Wednesday, 7 December 2016	223.08		169 Ordinary shares
CBA Markets Limited ACN 003 485 952	Wednesday, 7 December 2016	1,194.60		905 Ordinary shares
CBA Markets Limited ACN 003 485 952	Wednesday, 7 December 2016	858.00		650 Ordinary shares
CBA Markets Limited ACN 003 485 952	Wednesday, 7 December 2016	498.96		378 Ordinary shares
CBA Markets Limited ACN 003 485 952	Wednesday, 7 December 2016	39,512.88		29,934 Ordinary shares
CBA Markets Limited ACN 003 485 952	Wednesday, 7 December 2016	2.64		2 Ordinary shares
CBA Markets Limited ACN 003 485 952	Wednesday, 7 December 2016	85.80		65 Ordinary shares
CBA Markets Limited ACN 003 485 952	Wednesday, 7 December 2016	4,717.68		3,574 Ordinary shares
CBA Markets Limited ACN 003 485 952	Wednesday, 7 December 2016	1,337.16		1,013 Ordinary shares
CBA Markets Limited ACN 003 485 952	Wednesday, 7 December 2016	8,723.88		6,609 Ordinary shares
CBA Markets Limited ACN 003 485 952	Wednesday, 7 December 2016	22,696.08		17,194 Ordinary shares
CBA Markets Limited ACN 003 485 952	Wednesday, 7 December 2016	8,656.56		6,558 Ordinary shares
CBA Markets Limited ACN 003 485 952	Thursday, 8 December 2016	1,989.90		1,485 Ordinary shares
CBA Markets Limited ACN 003 485 952	Friday, 9 December 2016	10,429.38		7,585 Ordinary shares
CBA Markets Limited	Monday, 12 December	66.24		48 Ordinary shares

ACN 003 485 952	2016			
CBA Markets Limited ACN 003 485 952	Monday, 12 December 2016	57.96		42 Ordinary shares
CBA Markets Limited ACN 003 485 952	Monday, 12 December 2016	40.02		29 Ordinary shares
CBA Markets Limited ACN 003 485 952	Monday, 12 December 2016	10,093.95		7,477 Ordinary shares
CBA Markets Limited ACN 003 485 952	Monday, 12 December 2016	28,139.40		20,844 Ordinary shares
CBA Markets Limited ACN 003 485 952	Monday, 12 December 2016	18,801.45		13,927 Ordinary shares
CBA Markets Limited ACN 003 485 952	Monday, 12 December 2016	40.50		30 Ordinary shares
CBA Markets Limited ACN 003 485 952	Monday, 12 December 2016	434.70		322 Ordinary shares
CBA Markets Limited ACN 003 485 952	Monday, 12 December 2016	2,605.50		1,930 Ordinary shares
CBA Markets Limited ACN 003 485 952	Monday, 12 December 2016	3,017.25		2,235 Ordinary shares
CBA Markets Limited ACN 003 485 952	Monday, 12 December 2016	1,491.75		1,105 Ordinary shares
CBA Markets Limited ACN 003 485 952	Monday, 12 December 2016	1,799.55		1,333 Ordinary shares
CBA Markets Limited ACN 003 485 952	Monday, 12 December 2016	1,618.65		1,199 Ordinary shares
CBA Markets Limited ACN 003 485 952	Monday, 12 December 2016	589.95		437 Ordinary shares
CBA Markets Limited ACN 003 485 952	Monday, 12 December 2016	2,359.80		1,748 Ordinary shares
CBA Markets Limited ACN 003 485 952	Monday, 12 December 2016	1,235.25		915 Ordinary shares
CBA Markets Limited ACN 003 485 952	Monday, 12 December 2016	2,771.55		2,053 Ordinary shares
CBA Markets Limited ACN 003 485 952	Monday, 12 December 2016	344.25		255 Ordinary shares
CBA Markets Limited ACN 003 485 952	Monday, 12 December 2016	2,605.50		1,930 Ordinary shares


CBA Markets Limited ACN 003 485 952	Monday, 12 December 2016	284.85		211 Ordinary shares
CBA Markets Limited ACN 003 485 952	Wednesday, 14 December 2016	858.24		596 Ordinary shares
CBA Markets Limited ACN 003 485 952	Wednesday, 14 December 2016	30,376.80		21,095 Ordinary shares
CBA Markets Limited ACN 003 485 952	Wednesday, 14 December 2016	21,180.96		14,709 Ordinary shares
CBA Markets Limited ACN 003 485 952	Wednesday, 14 December 2016	29,344.32		20,378 Ordinary shares
CBA Markets Limited ACN 003 485 952	Wednesday, 14 December 2016	2,327.04		1,616 Ordinary shares
CBA Markets Limited ACN 003 485 952	Wednesday, 14 December 2016	8,468.64		5,881 Ordinary shares
CBA Markets Limited ACN 003 485 952	Wednesday, 5 October 2016	N/A		1 Ordinary shares (borrowed from Merrill Lynch International, see Annexure C)
CBA Markets Limited ACN 003 485 952	Thursday, 6 October 2016	N/A		20 Ordinary shares (borrowed from Merrill Lynch International, see Annexure C)
CBA Markets Limited ACN 003 485 952	Thursday, 6 October 2016	N/A		1 Ordinary shares (borrowed from Merrill Lynch International, see Annexure C)
CBA Markets Limited ACN 003 485 952	Friday, 7 October 2016	N/A		1 Ordinary shares (borrowed from Merrill Lynch International, see Annexure C)
CBA Markets Limited ACN 003 485 952	Monday, 10 October 2016	N/A		1 Ordinary shares (borrowed from Merrill Lynch International, see Annexure C)
CBA Markets Limited ACN 003 485 952	Tuesday, 11 October 2016	N/A		1 Ordinary shares (borrowed from Merrill Lynch International, see Annexure C)
CBA Markets Limited ACN 003 485 952	Wednesday, 12 October 2016	N/A		1 Ordinary shares (borrowed from Merrill Lynch International, see Annexure C)
CBA Markets Limited	Thursday, 13 October	N/A		1 Ordinary shares (borrowed from Merrill

ACN 003 485 952	2016			Lynch International, see Annexure C)
CBA Markets Limited ACN 003 485 952	Friday, 14 October 2016	N/A		1 Ordinary shares (borrowed from Merrill Lynch International, see Annexure C)
CBA Markets Limited ACN 003 485 952	Monday, 17 October 2016	N/A		1 Ordinary shares (borrowed from Merrill Lynch International, see Annexure C)
CBA Markets Limited ACN 003 485 952	Tuesday, 18 October 2016	N/A		1 Ordinary shares (borrowed from Merrill Lynch International, see Annexure C)
CBA Markets Limited ACN 003 485 952	Wednesday, 19 October 2016	N/A		1 Ordinary shares (borrowed from Merrill Lynch International, see Annexure C)
CBA Markets Limited ACN 003 485 952	Thursday, 20 October 2016	N/A		1 Ordinary shares (borrowed from Merrill Lynch International, see Annexure C)
CBA Markets Limited ACN 003 485 952	Friday, 21 October 2016	N/A		1 Ordinary shares (borrowed from Merrill Lynch International, see Annexure C)
CBA Markets Limited ACN 003 485 952	Monday, 24 October 2016	N/A		1 Ordinary shares (borrowed from Merrill Lynch International, see Annexure C)
CBA Markets Limited ACN 003 485 952	Tuesday, 25 October 2016	N/A		1 Ordinary shares (borrowed from Merrill Lynch International, see Annexure C)
CBA Markets Limited ACN 003 485 952	Wednesday, 26 October 2016	N/A		2 Ordinary shares (borrowed from Merrill Lynch International, see Annexure C)
CBA Markets Limited ACN 003 485 952	Thursday, 27 October 2016	N/A		2 Ordinary shares (borrowed from Merrill Lynch International, see Annexure C)
CBA Markets Limited ACN 003 485 952	Friday, 28 October 2016	N/A		2 Ordinary shares (borrowed from Merrill Lynch International, see Annexure C)

CBA Markets Limited ACN 003 485 952	Monday, 31 October 2016	N/A		2 Ordinary shares (borrowed from Merrill Lynch International, see Annexure C)
CBA Markets Limited ACN 003 485 952	Tuesday, 1 November 2016	N/A		2 Ordinary shares (borrowed from Merrill Lynch International, see Annexure C)
CBA Markets Limited ACN 003 485 952	Wednesday, 2 November 2016	N/A		12 Ordinary shares (borrowed from Merrill Lynch International, see Annexure C)
CBA Markets Limited ACN 003 485 952	Thursday, 3 November 2016	N/A		12 Ordinary shares (borrowed from Merrill Lynch International, see Annexure C)
CBA Markets Limited ACN 003 485 952	Friday, 4 November 2016	N/A		16 Ordinary shares (borrowed from Merrill Lynch International, see Annexure C)
CBA Markets Limited ACN 003 485 952	Monday, 7 November 2016	N/A		16 Ordinary shares (borrowed from Merrill Lynch International, see Annexure C)
CBA Markets Limited ACN 003 485 952	Tuesday, 8 November 2016	N/A		16 Ordinary shares (borrowed from Merrill Lynch International, see Annexure C)
CBA Markets Limited ACN 003 485 952	Wednesday, 9 November 2016	N/A		16 Ordinary shares (borrowed from Merrill Lynch International, see Annexure C)
CBA Markets Limited ACN 003 485 952	Thursday, 10 November 2016	N/A		16 Ordinary shares (borrowed from Merrill Lynch International, see Annexure C)
CBA Markets Limited ACN 003 485 952	Tuesday, 20 December 2016	N/A		1,642,790 Ordinary shares (borrowed from Merrill Lynch International, see Annexure C)

Annexure C

This is annexure C referred to in Form 603, Notice of initial substantial holder dated **20/12/2016**



Carla Collingwood

Company Secretary

Dated the 22 December 2016

Commonwealth Bank of Australia will, if requested by the company or responsible entity to whom this form must be given or by the Australian Securities and Investments Commission (ASIC), give a copy of one or more of the following agreements to the company, responsible entity or ASIC (as appropriate).

Merrill Lynch International

Type of agreement:	Global Master Securities Lending Agreement
Parties to agreement:	(1) Commonwealth Bank of Australia and (2) Merrill Lynch International
Can the parties exercise voting rights attaching to the securities?	No
If yes, in what circumstances?	N/A
Date on which the securities were (or are) expected to be delivered to the borrower or its nominee (ie borrow date):	The dates indicated in Annexure B on which securities were borrowed.
Scheduled date (if any) when the securities are expected to be returned to the borrower or its nominee (ie return date):	Any particular day.
Does the borrower have the right to return the securities early? [Yes/No]	Yes
If yes, in which circumstances?	At any time subject to giving notice.
Does the lender have the right to recall the securities early (ie before the scheduled return date)? [Yes/No]	Yes
If yes, in which circumstances?	At any time subject to giving notice.
Are there circumstances in which the borrower will not be required to return the securities on settlement? [Yes/No]	No
If yes, in which circumstances?	N/A

Barclays Capital Securities Ltd

Type of agreement:	Global Master Securities Lending Agreement
--------------------	--

Parties to agreement:	(1) Commonwealth Bank of Australia and (2) Barclays Capital Securities Ltd
Can the parties exercise voting rights attaching to the securities?	No
If yes, in what circumstances?	N/A
Date on which the securities were (or are) expected to be delivered to the borrower or its nominee (ie borrow date):	The dates indicated in Annexure B on which securities were borrowed.
Scheduled date (if any) when the securities are expected to be returned to the borrower or its nominee (ie return date):	Any particular day.
Does the borrower have the right to return the securities early? [Yes/No]	Yes
If yes, in which circumstances?	At any time subject to giving notice.
Does the lender have the right to recall the securities early (ie before the scheduled return date)? [Yes/No]	Yes
If yes, in which circumstances?	At any time subject to giving notice.
Are there circumstances in which the borrower will not be required to return the securities on settlement? [Yes/No]	No
If yes, in which circumstances?	N/A

UBS AG (Agreement 2)

Type of agreement:	Australian Master Securities Lending Agreement
Parties to agreement:	(1) UBS AG; and (2) Colonial First State Investments Limited
Can the parties exercise voting rights attaching to the securities?	No
If yes, in what circumstances?	N/A
Date on which the securities were (or are) expected to be delivered to the borrower or its nominee (ie borrow date):	The dates indicated in Annexure B on which securities were borrowed.
Scheduled date (if any) when the securities are expected to be returned to the borrower or its nominee (ie return date):	Any particular day.
Does the borrower have the right to return the securities early? [Yes/No]	Yes
If yes, in which circumstances?	At any time subject to giving notice.
Does the lender have the right to recall the securities early (ie	Yes

before the scheduled return date)? [Yes/No]	
If yes, in which circumstances?	At any time subject to giving notice.
Are there circumstances in which the borrower will not be required to return the securities on settlement? [Yes/No]	No
If yes, in which circumstances?	N/A